

Statistics in focus

INDUSTRY, TRADE AND SERVICES

THEME 4 – 13/2000

Contents

Summary.....	1
Table 1: Number of pension funds broken down by size classes of members	2
Figure 1: Variation 98/97 of pension funds and members	2
Table 2: Number of members.....	3
Figure 2: Active members on active population.....	3
Table 3: Profit and loss account variables	4
Figure 3: Breakdown of contributions in % of total.....	4
Table 4: Total and breakdown of investments	5
Figure 4: Variation 98/97 on contributions and investments	5
Methodological notes	6
Sources.....	7



Manuscript completed on: 30.06.2000
ISSN 1561-4840
Catalogue number: CA-NP-00-013-EN-C
Price in Luxembourg per single copy
(excl. VAT): EUR 6
© European Communities, 2000

Statistics on Pension Funds

Petra Sneijders

Strong progress of pension contributions in Spain, Italy and Austria

- In 1998, the number of autonomous pension funds in Europe ranges from 10 380 in Switzerland to 1 in Luxembourg. Their size in terms of members varies from an average 15 440 members per funds in Sweden to 369 in Switzerland. Higher percentages of funds having less than 1 000 members are found in Belgium (58.2%), Denmark (93.3%), Italy (78.5%), Portugal (77.7%), Iceland (58.5%), Norway (68.5%) and Switzerland (91.8%). While a larger proportion of funds over 1 001 members is found in Spain (51.4%) and Austria (100%).
- The share of the total active population with an active membership in autonomous pension funds is in 1998 the most important in the Netherlands (60.6%), Switzerland (79%) and Iceland (95.3%). Less important proportions from 0.5% to 9.5% are found in Denmark, Finland, Italy, Austria, Belgium, Sweden and Norway.
- Defined contributions schemes dominate in terms of membership in Spain (93.4%), Italy (74.8%) and Switzerland (73.2%), while defined benefits schemes have a more important membership in the Netherlands (98.9%), in Portugal (76.5%), Finland and Norway (100%).
- Contributions per active member are the highest in Austria¹ (ECU 8 947), Switzerland (ECU 7 952), Norway (ECU 5 611) and Belgium (ECU 4 632).
- Highest investments by autonomous pension funds in absolute terms are found in the United-Kingdom (ECU 987 Bio) followed, by the Netherlands (ECU 391 Bio) and Switzerland (ECU 233 Bio). In Portugal, Iceland, Spain, Sweden, Norway and Denmark debt securities and other fixed income securities dominate the portfolio with proportions ranging from 57% to 69.8%. On the contrary, in Austria, the portfolio is largely dominated by units in undertakings for collective investment in transferable securities (89.5%) while in the United-Kingdom the main share of investments is in shares and other variable-yield securities (66.5%).

Warning: Due to a large heterogeneity in national pension funds systems, the absence of an European regulatory and statistical framework, the information requested is not yet fully available from Member States and comparability among Member States remains hardly possible.

The present report concentrates on autonomous pension funds. These are separate units having their main activity in pension funding. They aim to provide employees and self-employed persons or their beneficiaries with supplementary pension benefits in addition to compulsory social security. The report presents structural indicators such as the number of pension funds and their members, as well as financial indicators. **All data used for this publication are extracted from the database PENSION (database status: 1st of June 2000).**

More information on pension funds will be available in a separate chapter in the "Special Feature on Insurance" that will be published later this year.

¹ 82.93% of the total pension contributions are incoming transfers.

Table 1: Number of autonomous pension funds, 1998

	Number of pension funds	Breakdown by size classes of members in %						Number of pension schemes
		> 100 001	10 001 - 100 000	1 001 - 10 000	101 - 1 000	50 - 100	< 50	
B	304	0.00	2.96	16.78	42.43	5.92	9.87	:
DK ¹	60	0.00	0.00	6.67	20.00	8.33	65.00	:
D *	303	:	:	:	:	:	:	303
EL	:	:	:	:	:	:	:	:
E	492	1.63	11.38	38.41	37.40	3.05	8.13	1 495 ²
F	:	:	:	:	:	:	:	:
IRL	:	:	:	:	:	:	:	:
I	499	0.26	4.87	16.41	36.41	9.49	32.56	:
L	1	c	c	c	c	c	c	1
NL	1 042	:	:	:	:	:	:	:
A	17	0.00	35.29	64.71	0.00	0.00	0.00	80
P	233	0.00	2.58	19.74	49.36	10.73	17.60	:
FIN	108	:	:	:	:	:	:	:
S	45	:	:	:	:	:	:	:
UK	:	:	:	:	:	:	:	:
IS	65 ³	0.00	4.62	36.92	43.08	4.62	10.77	:
N	162	0.00	6.17	25.31	37.65	7.41	23.46	162
CH	10 380 ⁴	0.11 ⁵	1.26 ⁵	6.84 ⁵	35.79 ⁵	13.68 ⁵	42.32 ⁵	10 380

(¹) Company pension funds only.

(²) Occupational schemes: 822, individual schemes: 484 and associated schemes: 189.

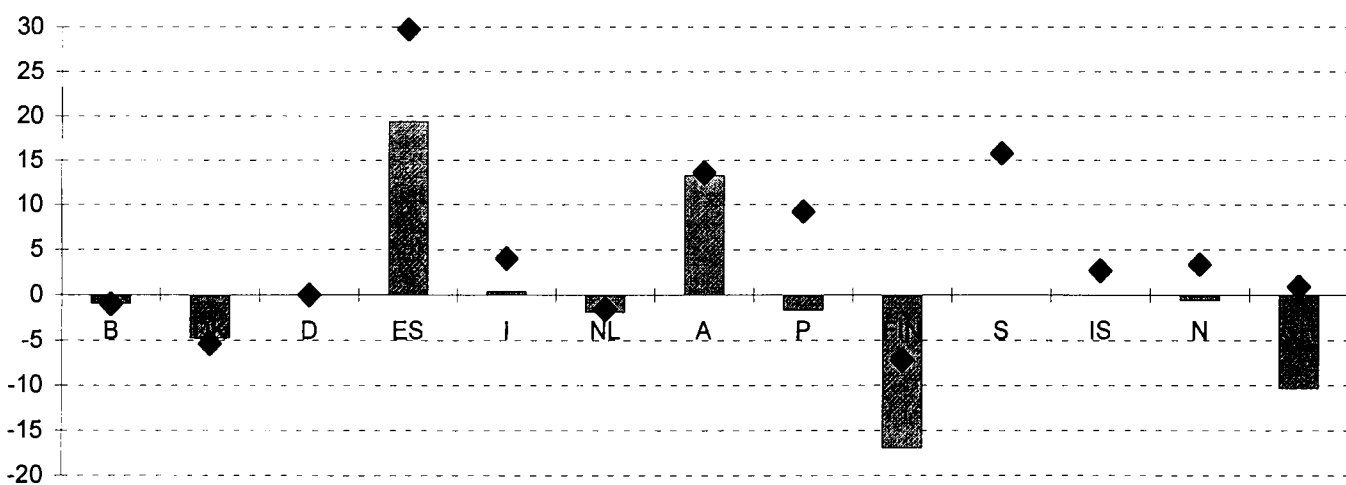
(³) 11 are 'closed' funds i.e. do not collect further contributions.

(⁴) Occupational pension institutions, 6 580 have no active members.

(⁵) Provisional, relates to the 3 800 funds with active members.

Source: Eurostat : SBS / PENSION.

Figure 1: Variation 98/97 on the number of autonomous pension funds and their members, (%)



Source: Eurostat : SBS / PENSION.

■ Pension funds

◆ Members

Table 2: Number of autonomous pension funds members, 1998

	Total members	Members of defined benefits schemes	Members of defined contributions schemes	Members of hybrid schemes	Active members	Deferred members	Retired persons
B	344 954	:	:	:	235 984	37 558	71 412
DK	24 031	:	:	:	13 088	0	10 943
D	:	:	:	:	:	:	:
EL	:	:	:	:	:	:	:
E	3 528 179 ¹	15 816	3 296 931	215 432	2 954 033	500 137	74 009
F	:	:	:	:	:	:	:
IRL	:	:	:	:	:	:	:
I	1 022 388	116 010	764 721	141 657	918 246	²	104 142
L	c	c	c	c	c	c	c
NL*	12 174 000	12 042 000	125 000	7 000	4 693 000	5 662 000	1 819 000
A	201 072	:	:	:	177 702	²	23 370
P	380 599	291 044	87 910	1 645	291 147	²	89 452
FIN	148 547	148 547	0	0	95 031	0	53 516
S	694 811	:	:	:	335 470	270 154	89 187
UK	:	:	:	:	:	:	:
IS	185 025	:	:	:	141 948 ³	:	43 077 ³
N	309 652	309 652	0	0	221 393	0	88 259
CH	3 830 000	837 000 ⁴	2 300 000 ⁴	3 000 ⁴	3 140 000	0	690 000

(¹) Including members of occupational, associated and individual schemes. May include double counting.

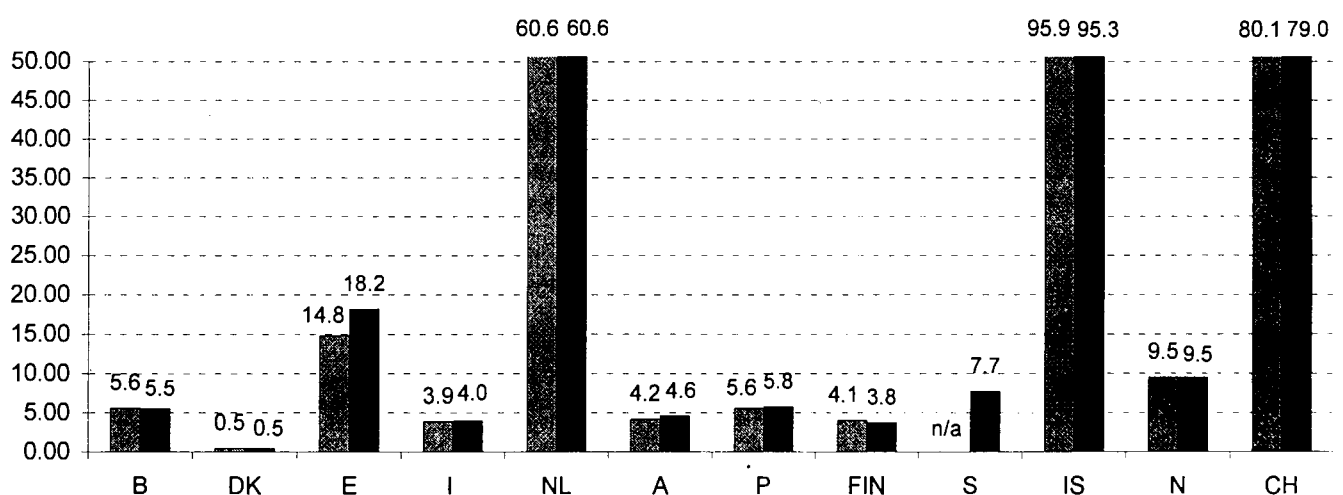
(²) Included in active members.

(³) The members are defined as the sum of the average number of active members plus the average number of pensioners receiving payment in March and October '98.

(⁴) Excluding retired persons (bénéficiaires).

Source: Eurostat: SBS / PENSION.

Figure 2: Active members of autonomous pension funds on active population (15 years and over), 1997-98 (%)



Note for NL: Estimation, may include double counting.

Note for I, A and P: Including deferred members.

Source: Eurostat: SBS / PENSION.

■ 1997 ■ 1998

Table 3: Profit and loss account of autonomous pension funds, 1998

(Mio ECU)

	Total pension contributions	Investment income	Other income	Total expenditure on pensions	Net change in technical provisions (reserves)	Total operational expenses
B	1 093	1 814	93	1 051	-1 061	116
DK	48	488	5	208	125	4
D *	15 992	7 958	807	:	11 015	599
EL	:	:	:	:	:	:
E	5 532 ¹	2 953	31	2 569	4 874	337
F	:	:	:	:	:	:
IRL	:	:	:	:	:	:
I	1 768	:	:	1 190	:	:
L	c	c	c	c	c	c
NL	10 928	40 684	1 594	11 864	23 543	3 796
A	1 590	337	28	147	1 729	18
P	1 130	1 050	:	641	:	105 ²
FIN	109	567	1	367	20	11
S	395	558	:	249	-422	14
UK	19 523	79 693	630	42 007	62 560	3 450
IS	467	353	3	186	:	14
N	1 242	403	15	608	1 031	27
CH	24 969	21 146	11 467 ³	20 345	-	-

(¹) Occupational schemes: ECU 1 382 Mio and individual and associated schemes: ECU 4 150 Mio.

(²) Excluding personnel costs, which are not applicable.

(³) Excluding capital gains and losses.

Source: Eurostat: SBS / PENSION.

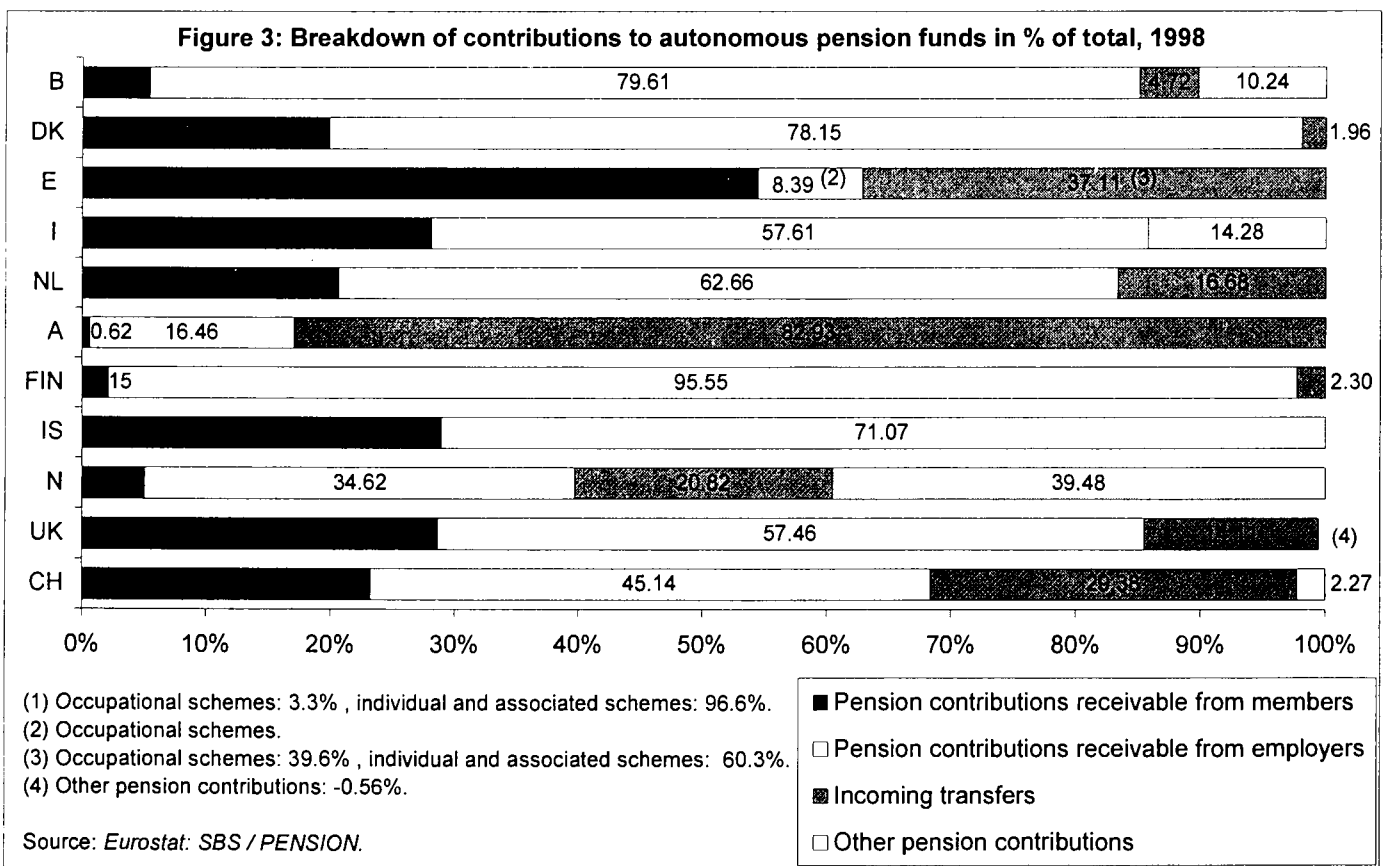
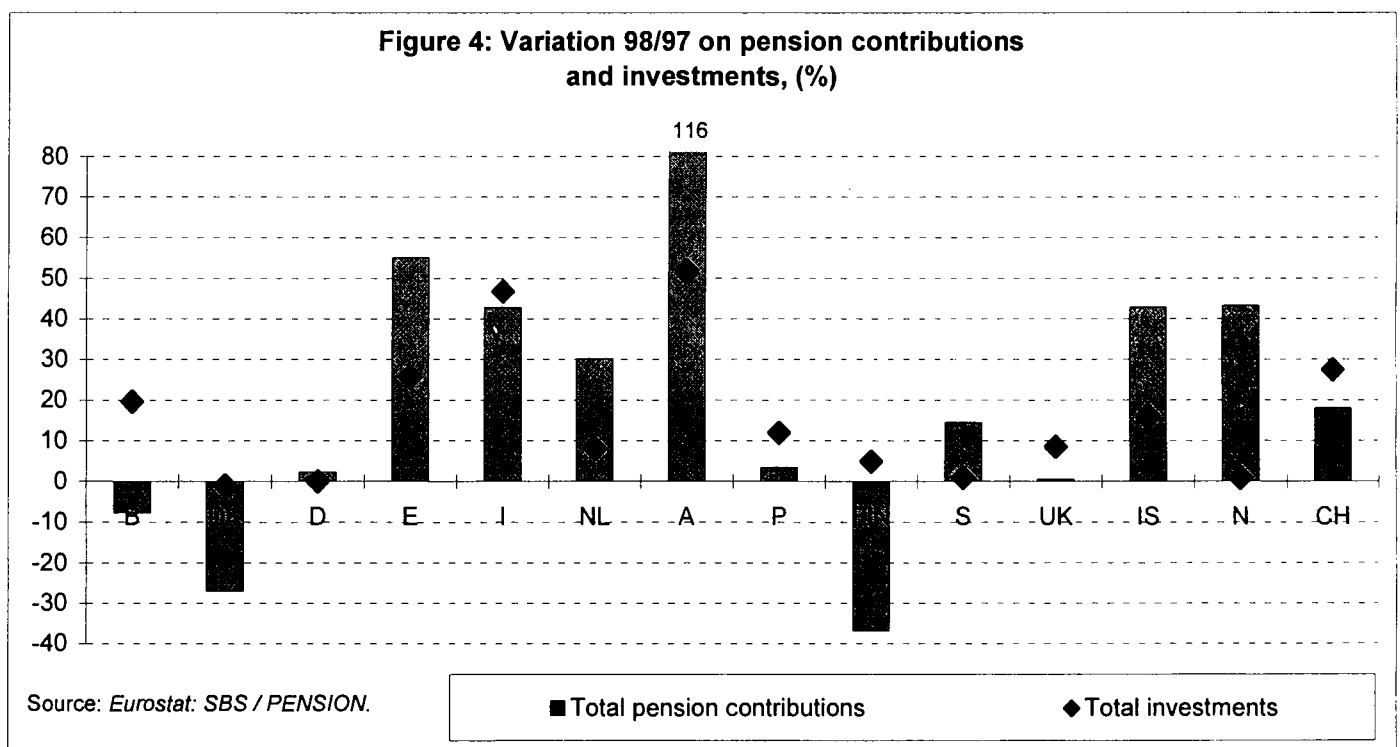


Table 4: Breakdown of investments by autonomous pension funds, 1998

	Total investments	Land and buildings	Investments in affiliated enterprises and participating interests	Shares and other variable-yield securities	Units in undertaking for collective investment in transferable securities	Debt securities and other fixed-income securities	Participation in investment pools	Loans guaranteed by mortgages and other loans not covered elsewhere	Other investments
	Mio ECU	%	%	%	%	%	%	%	%
B	11 335	0.86	0.00	18.00	29.71	19.52	1.71	0.03	30.19
DK	4 794	5.13	1.40	22.26	0.00	69.84	0.00	0.00	1.37
D	:	:	:	:	:	:	:	:	:
EL	:	:	:	:	:	:	:	:	:
E	24 587	0.41	0.00	20.44	2.03	62.63	0.00	0.09	14.40
F	:	:	:	:	:	:	:	:	:
IRL	:	:	:	:	:	:	:	:	:
I	17 253	16.12	0.00	4.61	4.86	41.97	0.00	0.00	32.42 ¹
L	c	c	c	c	c	c	c	c	c
NL	391 226	5.14	0.04	37.69	:	32.46	:	17.98	6.69
A	4 540	0.47	0.00	0.40	89.52	6.22	0.00	0.00	3.40
P	11 219	3.81	0.00	24.71	8.01	57.02	0.00	0.00	6.44
FIN	5 519	18.42	0.00	17.89	0.00	32.36	0.00	20.65	10.67
S	5 966	5.12	0.00	29.65	0.00	62.96	0.00	2.27	0.00
UK	986 973	3.65	0.00	66.54	7.14	17.74	4.15	0.00	0.78
IS	4 995	0.18	0.00	15.75	9.21	60.09	0.00	13.24	1.53
N	9 213	2.81	0.00	14.11	6.02	65.77	0.00	6.02	5.28
CH	232 826	13.41	-	23.94	-	29.60	14.02	6.40	12.63

(¹) Includes the present value of annuities (technical reserves) that will be paid to funds' members by insurance companies as a result of premiums paid by the funds to these insurance companies on behalf of their members.

Source: Eurostat: SBS / PENSION.



> ESSENTIAL INFORMATION – METHODOLOGICAL NOTES

The present Statistics in Focus has been elaborated on the basis of the results of voluntary data collection undertaken by Eurostat, which has been carried out on a non-harmonised basis as EU accounting legislation on pension funds but also statistical legislation does not yet exist. Better

quality and harmonisation are however expected in the future when the statistics on pension funds will be integrated in the Structural Business Statistics Regulation.

Throughout the publication:	
The sign "-" stands for "Not existing" The sign "c" stands for "Confidential"	The sign ":" stands for "Not available" The sign "*" stands for "Estimation"

DK:

In Denmark, there are two types of autonomous pension funds: "general pension funds" and "company pension funds", the first ones administer labour market schemes (i.e. persons of the same profession, education or industry), while the second are related to specific companies. General pension funds are however not covered by the present statistics but are included in the insurance services statistics as they are covered in Denmark by the EU insurance directives. Company pension funds are in steady decrease (at the end of 1977, they totalled 178).

D:

All 1998 data are estimations.

EL:

No data is available as Greek private pension funds are not supervised by government.

E:

The Spanish legislation considers pension funds as entities without own legal personality. They include individual, occupational and associated pension schemes. The 3 types of schemes fall under the same legislative and tax treatment.

F:

There are a number of French enterprises entitled "supplementary pension institutions (institutions de retraite supplémentaire)", which main activity falls under NACE class 66.02. These enterprises manage pension schemes that are not compulsory. Under NACE class 66.02 a few mutuals and some insurance companies should also be found. No statistics on these enterprises are available.

IT:

All 1998 data are revised and refer to 390 out of 499 pension funds. Supplementary pension funds were little developed until the introduction of the new supplementary pension fund legislation (decree n. 124 of 1993). At the end 1997 the first fund was authorised according to this legislation.

Under the current legislation the percentage of the workforce participating to pension funds is quickly rising.

L:

Luxembourg has only one pension fund registered. The data on this enterprise is confidential and has therefore not been provided. [Caisse patronale autonome created according to the regulation of 16/11/1977 and supervised by the CAA.]

A:

The legal form of pension funds in Austria is incorporated enterprises limited by shares, they manage the rights to benefits of members (contributing and beneficiaries) of pension schemes (Veranlagungs- und Risikogemeinschaft). There is therefore a separate accounting for the incorporated enterprises limited by shares (profit and loss account) and for each of the pension schemes (Veranlagungs- und Risikogemeinschaft) (special report).

P:

The Portuguese legislation considers pension funds as entities without own legal personality. They include individual, occupational and associated pension schemes. The 3 types of schemes fall under the same legislative and tax treatment.

FIN

The pension funds providing additional voluntary pensions are decreasing as they are generally not accepting new members.

S:

Sweden has about 4 000 autonomous pension funds within "Pillar two" with a book value amounting to SEK 70 billions. These funds do not fall under the national law for statistics, nor are they supervised by the Financial Supervisory Authority which means that no relevant information is available about them at present. Data provided refer to the 10 largest "Friendly societies". Those 10 enterprises (out of a total of 45) have a market share of 95%.

N:

The information is mainly based on "Statistic Norway" annual sample survey of the 50 largest pension funds (measured by their total assets) and all municipal and county pension funds.

CH:

All 1998 data are provisional.

➤ SOURCES



Country:	Source:
B	Institut National de Statistique / Office de Contrôle des Assurances
DK	Danmarks Statistik / Finanstilsynet
D	Statistisches Bundesamt
EL	National Statistical Service of Greece / Ministry of Development - Direction of Insurance Undertaking
E	Instituto Nacional de Estadística / Dirección General de Seguros
F	Institut National de la Statistique et des Etudes Economiques / Commission de Contrôle des Assurances
IRL	Central Statistics Office / Department of Enterprise and Employment
I	Istituto Nazionale di Statistica / Commissione di Vigilanza sui Fondi Pensione
L	Service Central de la Statistique et des Etudes Economiques / Commissariat aux Assurances
NL	Centraal Bureau voor de Statistiek / Verzekeringkamer
A	Österreichisches Statistisches Zentralamt / Bundesministerium für Finanzen
P	Instituto Nacional de Estatística / Instituto de Seguros de Portugal
FIN	Statistics Finland / Ministry of Social Affairs and Health
S	Statistics Sweden / Finansinspektionen
UK	Office for National Statistics / H.M. Treasury
IS	Statistical Bureau of Iceland / Financial Supervisory Authority
N	Statistik Sentralbyrå / Kredittilsynet
CH	Bundesamt für Statistik / Federal Office of Private Insurance

ECU EXCHANGE RATES. Annual average. 1 ECU =

	B	DK	D	EL	E	F	IRL	I	L
1997	40.5332	7.48361	1.96438	309.355	165.887	6.61260	0.747516	1929.30	40.5332
1998	40.6207	7.4993	1.96913	330.731	167.184	6.60141	0.786245	1943.65	40.6207
	NL	A	P	FIN	S	UK	IS	N	CH
1997	2.21081	13.8240	198.589	5.88064	8.65117	0.692304	80.4391	8.01861	1.64400
1998	2.21967	13.8545	201.695	5.98251	8.91593	0.676434	79.6976	8.46587	1.62203

Further information:

> Databases

New Cronos, Domain SBS / PENSION

To obtain information or to order publications, databases and special sets of data, please contact the **Data Shop network**:

BELGIQUE/BELGIË	DANMARK	DEUTSCHLAND	ESPAÑA	FRANCE	ITALIA - Roma
Eurostat Data Shop Bruxelles/Brussel Planistat Belgique 124 Rue du Commerce Handelsstraat 124 B-1000 BRUXELLES / BRUSSEL Tel. (32-2) 234 67 50 Fax (32-2) 234 67 51 E-Mail: datashop@planistat.be	DANMARKS STATISTIK Bibliotek og Information Eurostat Data Shop Sejrøgade 11 DK-2100 KØBENHAVN Ø Tel. (45-39) 17 30 30 Fax (45-39) 17 30 03 E-Mail: bib@dst.dk	STATISTISCHES BUNDESAMT Eurostat Data Shop Berlin Otto-Braun-Straße 70-72 D-10178 BERLIN Tel. (49-30) 23 24 64 27/28 Fax (49-30) 23 24 64 30 E-Mail: datashop@statistik-bund.de	INE Eurostat Data Shop Paseo de la Castellana, 183 Oficina 009 Entrada por Estébanez Calderón E-28046 MADRID Tel. (34-91) 583 91 67 Fax (34-91) 579 71 20 E-Mail: datashop.eurostat@ine.es	INSEE Info Service Eurostat Data Shop 195, rue de Bercy Tour Gamma A F-75582 PARIS CEDEX 12 Tel. (33-1) 53 17 88 44 Fax (33-1) 53 17 88 22 E-Mail: datashop@insee.fr	ISTAT Centro di Informazione Statistica Sede di Roma, Eurostat Data Shop Via Cesare Balbo, 11a I-00184 ROMA Tel. (39-06) 46 73 31 02/06 Fax (39-06) 46 73 31 01/07 E-Mail: dipdiff@istat.it
ITALIA - Milano	LUXEMBOURG	NEDERLAND	NORGE	PORTUGAL	SCHWEIZ/SUISSE/SVIZZERA
ISTAT Ufficio Regionale per la Lombardia Eurostat Data Shop Via Fieno 3 I-20123 MILANO Tel. (39-02) 8061 32460 Fax (39-02) 8061 32304 E-mail: mileuro@tin.it	Eurostat Data Shop Luxembourg BP 453 L-2014 LUXEMBOURG 4, rue A. Weicker L-2721 LUXEMBOURG Tel. (352) 43 35 22 51 Fax (352) 43 35 22 221 E-Mail: dslux@eurostat.datashop.lu	STATISTICS NETHERLANDS Eurostat Data Shop-Voorburg po box 4000 2270 JM VOORBURG Nederland Tel. (31-70) 337 49 00 Fax (31-70) 337 59 84 E-Mail: datashop@cbs.nl	Statistica Norway Library and Information Centre Eurostat Data Shop Kongens gate 6 P. b. 8131, dep. N-0033 OSLO Tel. (47-22) 86 46 43 Fax (47-22) 86 45 04 E-Mail: datashop@ssb.no	Eurostat Data Shop Lisboa INE/Serviço de Difusão Av. António José de Almeida, 2 P-1000-043 LISBOA Tel. (351-21) 842 61 00 Fax (351-21) 842 63 64 E-Mail: data.shop@ine.pt	Statistisches Amt des Kantons Zürich, Eurostat Data Shop Bleicherweg 5 CH-8090 Zürich Tel. (41-1) 225 12 12 Fax (41-1) 225 12 99 E-Mail: datashop@zh.ch Internetadresse: http://www.zh.ch/statistik
SUOMI/FINLAND	SVERIGE	UNITED KINGDOM	UNITED KINGDOM	UNITED STATES OF AMERICA	
Eurostat Data Shop Helsinki Tilastokirjasto Postiosoite: PL 2B Käyntiosoite: Työpajakatu 13 B, 2 krs FIN-00022 Tilastokeskus Tel. (358-9) 17 34 22 21 Fax (358-9) 17 34 22 79 E-mail: datashop.tilastokeskus@tilastokeskus.fi Internetadresse: http://www.tilastokeskus.fi/vtk/datashop.html	STATISTICS SWEDEN Information service Eurostat Data Shop Karlavägen 100 - Box 24 300 S-104 51 STOCKHOLM Tel. (46-8) 50 69 48 01 Fax (46-8) 50 69 48 99 E-Mail: info.service@scb.se URL: http://www.scb.se/info/datashop/eudatashop.asp	Eurostat Data Shop Enquiries & advice and publications Office for National Statistics Customers & Electronic Services Unit 1 Drummond Gate - B1/05 UK-LONDON SW1V 2QQ Tel. (44-171) 533 56 76 Fax (44-1633) 812 762 E-Mail: eurostat.datashop@ons.gov.uk	Eurostat Data Shop Electronic Data Extractions, Enquiries & advice - R.CADE Unit 1L Mountjoy Research Centre University of Durham UK - DURHAM DH1 3SW Tel. (44-191) 374 7350 Fax: (44-191) 384 4971 E-Mail: r.cade@dur.ac.uk URL: http://www.rcade.dur.ac.uk	HAVER ANALYTICS Eurostat Data Shop 60 East 42nd Street Suite 3310 USA-NEW YORK, NY 10165 Tel. (1-212) 986 93 00 Fax (1-212) 986 58 57 E-Mail: eurodata@haver.com	

Media Support Eurostat (for professional journalists only).

Bech Building Office A3/48 • L-2920 Luxembourg • Tel. (352) 4301 33408 • Fax (352) 4301 32649 • e-mail: eurostat-mediasupport@cec.eu.int

For information on methodology

Petra Sneijers, Eurostat/D2, L-2920 Luxembourg, Tel. (352) 4301 35024, Fax (352) 4301 32600, E-mail: Petra.Sneijers@cec.eu.int
 in collaboration with Anne-Elisabeth Petit and Christiane Gengler

ORIGINAL: English

Please visit our web site at www.europa.eu.int/comm/eurostat/ for further information!

A list of worldwide sales outlets is available at the **Office for Official Publications of the European Communities**.

2 rue Mercier - L-2985 Luxembourg
 Tel. (352) 2929 42118 Fax (352) 2929 42709

Internet Address <http://eur-op.eu.int/irf/general-s-ad.htm>
 e-mail: info.info@cec.eu.int

BELGIQUE/BELGIË - DANMARK - DEUTSCHLAND - GREECE/ELLADA - ESPAÑA - FRANCE - IRELAND - ITALIA - LUXEMBOURG - NEDERLAND - ÖSTERREICH
 PORTUGAL - SUOMI/FINLAND - SVERIGE - UNITED KINGDOM - ISLAND - NORGE - SCHWEIZ/SUISSE/SVIZZERA - BALGARIJA - CESHÁ REPUBLIKA - CYPRUS
 EESTI - HRVATSKA - MAGYARORSZÁG - MALTA - POLSKA - ROMÂNIA - RUSSIA - SLOVAKIA - SLOVENIA - TÜRKIYE - AUSTRALIA - CANADA - EGYPT - INDIA
 ISRAËL - JAPAN - MALAYSIA - PHILIPPINES - SOUTH KOREA - THAILAND - UNITED STATES OF AMERICA

Order form

I would like to subscribe to Statistics in focus (from 1.1.2000 to 31.12.2000):
 (for the Data Shop and sales office addresses see above)

Formula 1: All 9 themes (approximately 140 issues)

Paper: EUR 360

PDF: EUR 264

Paper + PDF: EUR 432

Language required: DE EN FR

Formula 2: One or more of the following seven themes:

Theme 1 'General statistics'

Paper: EUR 42 PDF: EUR 30 Combined: EUR 54

Theme 2 'Economy and finance'

Theme 3 'Population and social conditions'

Theme 4 'Industry, trade and services'

Theme 5 'Agriculture and fisheries'

Theme 6 'External trade'

Theme 8 'Environment and energy'

Paper: EUR 84 PDF: EUR 60 Combined: EUR 114

Language required: DE EN FR

Please send me a free copy of 'Eurostat Mini-Guide' (catalogue containing a selection of Eurostat products and services)

Language required: DE EN FR

I would like a free subscription to 'Statistical References', the information letter on Eurostat products and services

Language required: DE EN FR

Mr Mrs Ms

(Please use block capitals)

Surname: _____ Forename: _____

Company: _____ Department: _____

Function: _____

Address: _____

Post code: _____ Town: _____

Country: _____

Tel.: _____ Fax: _____

E-mail: _____

Payment on receipt of invoice, preferably by:

Bank transfer

Visa Eurocard

Card No: _____ Expires on: ____/____/____

Please confirm your intra-Community VAT number:

If no number is entered, VAT will be automatically applied. Subsequent reimbursement will not be possible.