



Special Eurobarometer 487b

Report

Awareness of the Charter of Fundamental Rights of the European Union

Fieldwork

March 2019

Publication

June 2019

Survey requested by the European Commission,
Directorate-General for Justice and Consumers
and co-ordinated by the Directorate-General for Communication

This document does not represent the point of view of the European Commission.
The interpretations and opinions contained in it are solely those of the authors.

Special Eurobarometer 487 – Wave EB91.2 – Kantar

Special Eurobarometer 487b

Report

Awareness of the Charter of Fundamental Rights of the European Union

March 2019

Survey conducted by Kantar on behalf of Kantar Belgium at the request of the European Commission,
Directorate-General for Justice and Consumers

Survey co-ordinated by the European Commission, Directorate-General for Communication
(DG COMM "Media Monitoring and Eurobarometer" Unit)

Project title	Special Eurobarometer 487b “Awareness of the Charter of Fundamental Rights of the European Union” Report
Linguistic version	EN
Catalogue number	DS-04-19-450-EN-N
ISBN	978-92-76-07839-5 doi:10.2838/753949
© European Union, 2019	

<http://ec.europa.eu/commfrontoffice/publicopinion>

TABLE OF CONTENTS

INTRODUCTION	2
MAIN FINDINGS	4
I. FAMILIARITY WITH THE CHARTER OF FUNDAMENTAL RIGHTS OF THE EU	5
II. INTEREST IN HAVING MORE INFORMATION ABOUT THE CHARTER	15
III. INSTITUTIONS/BODIES TO WHICH CITIZENS WOULD TURN IN CASE THEIR RIGHTS ARE BEING VIOLATED	20
IV. AWARENESS AND KNOWLEDGE OF THE APPLICATION OF THE CHARTER	27
CONCLUSIONS	37
ANNEXES	
Technical specifications	
Questionnaire	
Tables	

INTRODUCTION

This report presents the results of a Special Eurobarometer survey which was carried out between 15th and 29th March 2019. Interviews took place in the 28 Member States of the European Union.

The Charter of Fundamental Rights combines in one document all the social, civic, personal, economic and political rights enjoyed by EU citizens. It encompasses the rights and freedoms set out in the European Convention on Human Rights, the rights found in the case law of the EU Court of Justice, as well as other rights and principles emerging from the common constitutional traditions of EU countries and other international instruments. It also includes ‘third generation’ rights such as data protection and guarantees on bioethics. It has been legally binding in the EU since 2009¹.

The Charter applies to the work of all institutions and bodies of the EU, as well as EU Member States and their national bodies when they are implementing EU law².

This Special Eurobarometer was commissioned by the European Commission Directorate General for Justice and Consumers to investigate citizens’ awareness and knowledge surrounding the Charter and when it applies. It covers:

- Awareness of the EU Charter of Fundamental Rights, and how informed respondents feel about it;
- Where respondents would turn if their Charter rights were violated;
- The level of interest in more information about the Charter;
- Opinions about whether the Charter is legally binding;
- Understanding of when the Charter applies.

¹https://ec.europa.eu/info/aid-development-cooperation-fundamental-rights/your-rights-eu/eu-charter-fundamental-rights/why-do-we-need-charter_en

²https://ec.europa.eu/info/aid-development-cooperation-fundamental-rights/your-rights-eu/eu-charter-fundamental-rights/when-does-charter-apply_en

The methodology used is that of the Standard Eurobarometer surveys carried out by the Directorate-General for Communication (“Media Monitoring and Eurobarometer” Unit)³. It is the same for all countries and territories covered in the survey. A technical note concerning the interviews conducted by the member institutes of the Kantar Public Brussels network is annexed to this report. It also specifies the confidence intervals⁴.

Following the EU General Data Protection Regulation⁵ (GDPR), respondents were asked whether or not they would agree to be asked questions on issues that could be considered “sensitive”.

Note: In this report, countries are referred to by their official abbreviation. The abbreviations used in this report correspond to:

Belgium	BE	Latvia	LV
Bulgaria	BG	Luxembourg	LU
Czechia	CZ	Hungary	HU
Denmark	DK	Malta	MT
Germany	DE	The Netherlands	NL
Estonia	EE	Austria	AT
Greece	EL	Poland	PL
Spain	ES	Portugal	PT
France	FR	Romania	RO
Croatia	HR	Slovenia	SI
Ireland	IE	Slovakia	SK
Italy	IT	Finland	FI
Republic of Cyprus	CY *	Sweden	SE
Lithuania	LT	United Kingdom	UK
European Union – weighted average for the 28 Member States			EU28

* Cyprus as a whole is one of the 28 European Union Member States. However, the ‘acquis communautaire’ has been suspended in the part of the country which is not controlled by the government of the Republic of Cyprus. For practical reasons, only the interviews carried out in the part of the country controlled by the government of the Republic of Cyprus are included in the ‘CY’ category and in the EU28 average.

We wish to thank the people throughout the European Union

who have given their time to take part in this survey.

Without their active participation, this study would not have been possible.

³ <http://ec.europa.eu/commfrontoffice/publicopinion/index.cfm>

⁴ The results tables are annexed. It should be noted that the total of the percentages indicated in the tables in this report may exceed 100% when the respondent was able to choose several answers to the same question.

⁵ 2016/679

MAIN FINDINGS

A minority is aware of the Charter of Fundamental Rights, or feel informed about it

- Just over four in ten respondents (42%) say they are aware of the Charter of Fundamental Rights of the EU (the Charter). The majority - 57% - have not heard of it. Amongst those who have heard about the Charter, only 12% say that they know what it is, while 30% have heard of it but don't really know what it is.
- There has been a slight increase in overall awareness since 2012 (+3 pp).
- Fewer than one in five respondents (16%) say they feel well informed about the Charter, with the large majority (72%) saying they do not feel informed.

The majority of respondents would like more information about the contents of the Charter, when it applies, and where to turn if their rights are violated

- Six in ten respondents say they are interested in more information about the contents of the Charter, while the same proportion say they are interested in having more information about where to turn if their Charter rights are violated.
- Almost as many (59%) are interested in more information about when the Charter applies.

Respondents would turn to a variety of institutions or bodies if they felt their Charter rights were being violated

- If they felt their Charter rights were being violated, more than three in ten respondents would turn to a court (36%), an ombudsman or independent body in their country (34%), an EU institution (34%) or to the police (32%).
- Almost one in five (19%) say they would turn to their national government, while 13% would turn to a non-government organisation (NGO).

Almost half of all respondents correctly think the Charter is legally binding, but fewer are aware of when it applies

- 48% of all respondents correctly think the Charter is legally binding.
- However, only 7% can correctly identify when the Charter applies (i.e. know that it applies to EU Member States only when they implement EU law and to all actions of EU institutions and bodies).

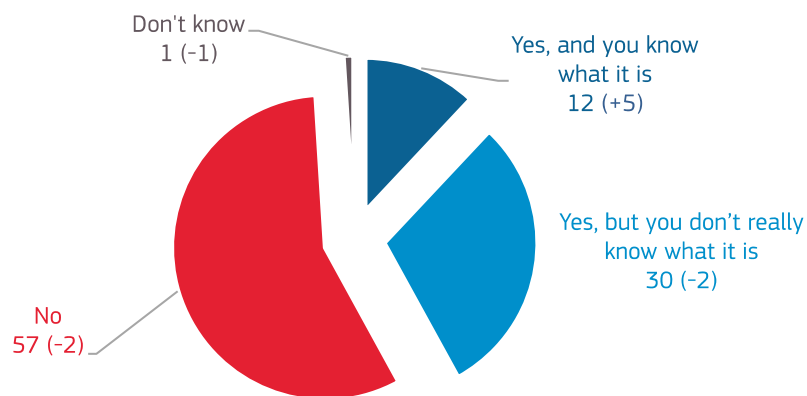
I. FAMILIARITY WITH THE CHARTER OF FUNDAMENTAL RIGHTS OF THE EU

Just over two in five are aware of the Charter of Fundamental Rights of the EU, while fewer than one in five feel informed about it

A minority of respondents (42%) say they are aware of the Charter of Fundamental Rights of the EU (the Charter)⁶. Just over one in ten (12%) are aware of it and know what it is, while 30% have heard of it but don't really know what it is. The majority - 57% - have not heard of it.

There has been a slight increase in overall awareness since 2012 (+3 percentage points), but the proportion of those who know what the Charter is has increased by five points in the last seven years.

QB1 Have you ever heard of the Charter of Fundamental Rights of the EU?
(% - EU)



(March 2019 - June 2012)

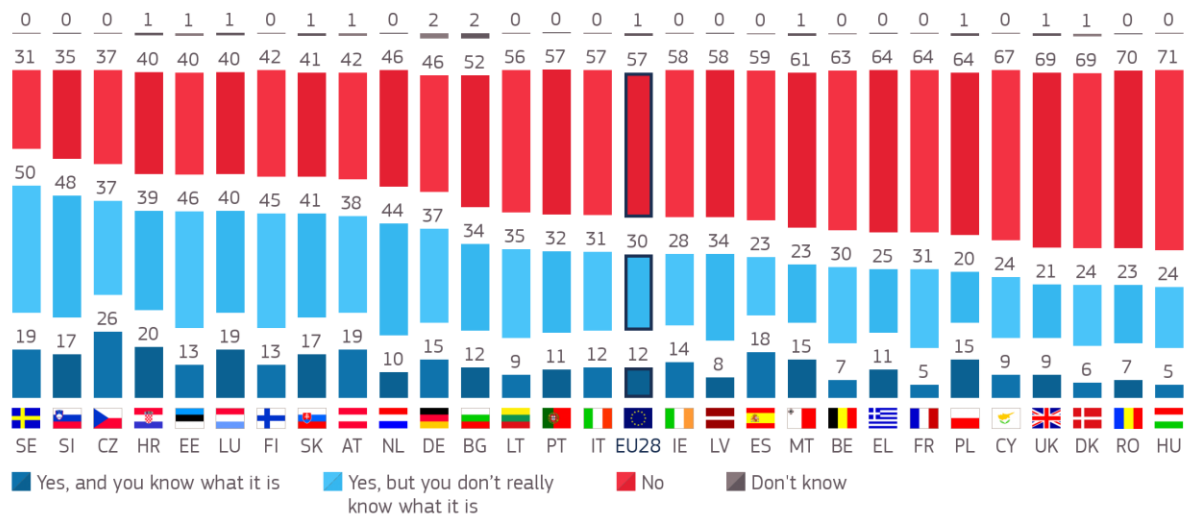
Base: all respondents (N= 27,524)

⁶ QB1 Have you ever heard of the Charter of Fundamental Rights of the EU?

There are 11 countries where more than half of all respondents have heard of the Charter, with the highest proportions seen in Sweden (69%), Slovenia (65%) and Czechia (63%). At the other end of the scale 29% in Hungary and 30% of respondents in the United Kingdom, Denmark and Romania say they have heard of the Charter.

Across the European Union Member States, respondents who have heard of the Charter and know what it is are most often found in Czechia (26%), Croatia (20%), and Austria, Sweden and Luxembourg (all 19%).

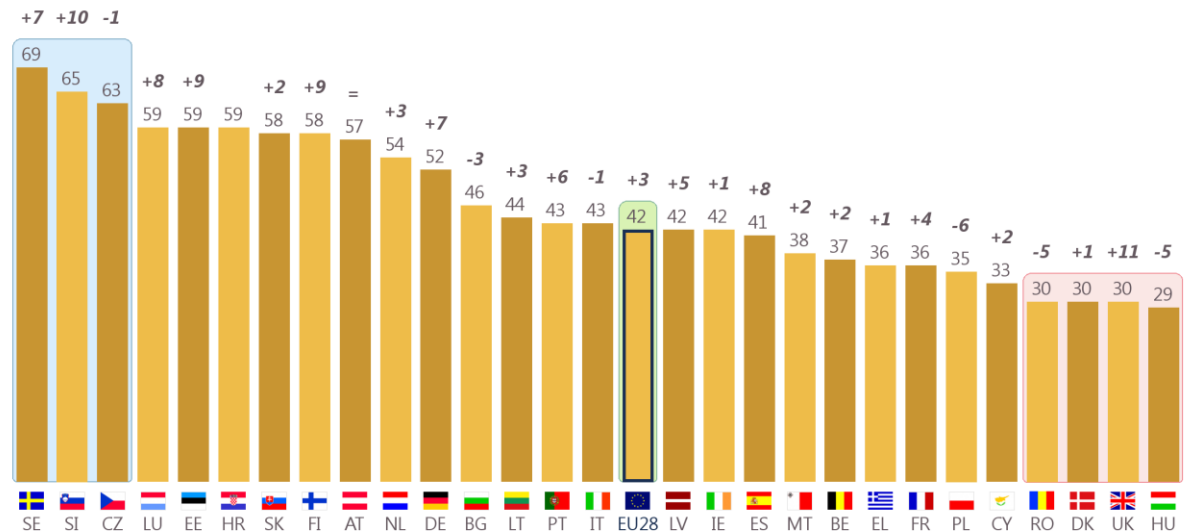
QB1 Have you ever heard of the Charter of Fundamental Rights of the EU? (%)



Base: all respondents (N= 27,524)

In 20 countries, respondents are now more likely to say they have heard of the Charter than they were in 2012, with the largest increases observed in the United Kingdom (+11 pp), Slovenia (+10 pp), and Estonia and Finland (both +9 pp). The largest decreases are observed amongst those in Poland (-6 pp), Romania and Hungary (both -5 pp).

QB1 Have you ever heard of the Charter of Fundamental Rights of the EU? (% - TOTAL 'YES')











Base: all respondents (N= 27,524)

The **socio-demographic analysis** illustrates the following:

- Men are more likely to be aware of the Charter than women (46% vs 38%).
- Respondents aged 15-54 are more likely to be aware of the Charter than those aged 55 or older.
- The longer a respondent remained in education, the more likely they are to be aware of the Charter: 57% of those who completed education aged 20 or older are aware, compared to 22% of those who completed aged 15 or younger.
- The less financial difficulties a respondent experiences, the more likely they are to be aware of the Charter: 45% who experience the least difficulties are aware, compared to 31% who experience the most.
- The higher a respondent positions themselves on the social scale, the more likely they are to be aware of the Charter. For example, 64% of respondents who place themselves in the upper class say they are aware of the Charter, compared to 30% who consider themselves belonging to the working class.
- The more urbanised a respondent's environment, the more likely it is they are aware of the Charter: 47% living in large towns are aware of it, compared to 39% of those living in rural villages.

The analysis also shows respondents who position themselves on the left of the political scale (51%) are more likely to say they are aware of the Charter than those who place themselves on the right (44%) or in the centre (42%). Finally, respondents who have a positive image of the EU (51%) are more likely to have heard of the Charter than those with a neutral (38%) or negative (34%) view.

QB1 Have you ever heard of the Charter of Fundamental Rights of the EU?
(% - EU)

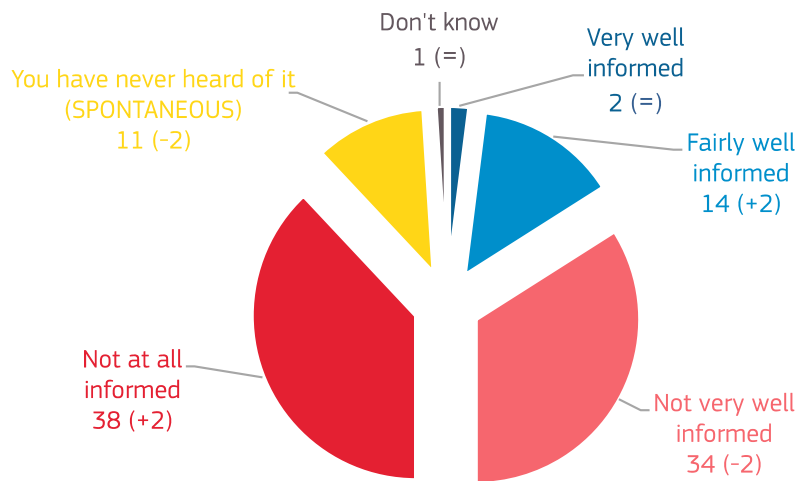
	Total 'Yes'	No
EU28	42	57
 Gender		
Man	46	54
Woman	38	61
 Age		
15-24	43	56
25-39	45	55
40-54	47	52
55 +	37	63
 Education (End of)		
15-	22	78
16-19	37	62
20+	57	43
Still studying	48	51
 Socio-professional category		
Self-employed	53	46
Managers	62	37
Other white collars	52	48
Manual workers	37	63
House persons	25	74
Unemployed	32	67
Retired	34	65
Students	48	51
 Difficulties paying bills		
Most of the time	31	68
From time to time	38	61
Almost never/ Never	45	55
 Consider belonging to		
The working class	30	69
The lower middle class	40	60
The middle class	46	53
The upper middle class	65	35
The upper class	64	36
 Subjective urbanisation		
Rural village	39	60
Small/ mid size town	41	58
Large town	47	52
 Left-right political scale		
Left	51	48
Centre	42	58
Right	44	56
Image of EU		
Positive	51	49
Neutral	38	61
Negative	34	65

Base: all respondents (N= 27,524)

Fewer than one in five respondents (16%) say they feel well informed about the Charter, with 2% saying they feel ‘very well informed’ and 14% that they feel ‘fairly well informed’⁷. The large majority (72%), however, say they do not feel well informed, with 38% saying they are ‘not at all informed’. Just over one in ten (11%) spontaneously say they have never heard of the Charter.

There has been little change since 2011, with a two-point increase in the proportion who feel well informed.

QB2 How informed do you feel you are about the Charter of Fundamental Rights of the EU? (% - EU)



(March 2019 - February/March 2011)

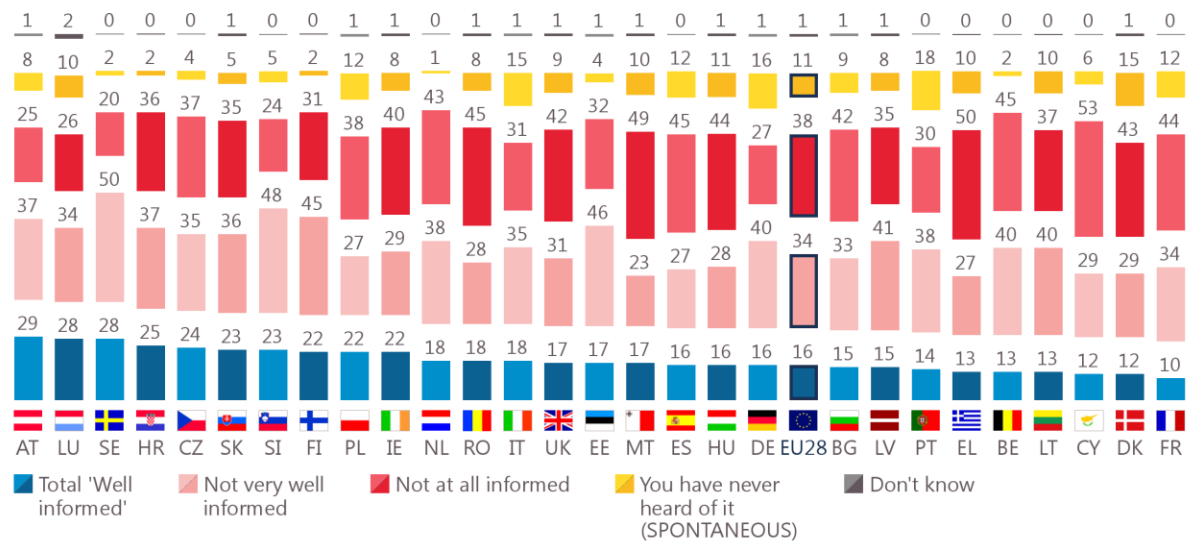
Base: all respondents (N= 27,524)

⁷ QB2 How informed do you feel you are about the Charter of Fundamental Rights of the EU?

Only a minority of respondents in each Member State say they feel informed about the Charter, with proportions ranging from 29% in Austria, 28% in Luxembourg and Sweden and 25% in Croatia to 10% in France and 12% in Cyprus and Denmark. Austria (6%) is the only country where more than one in twenty feels very well informed.

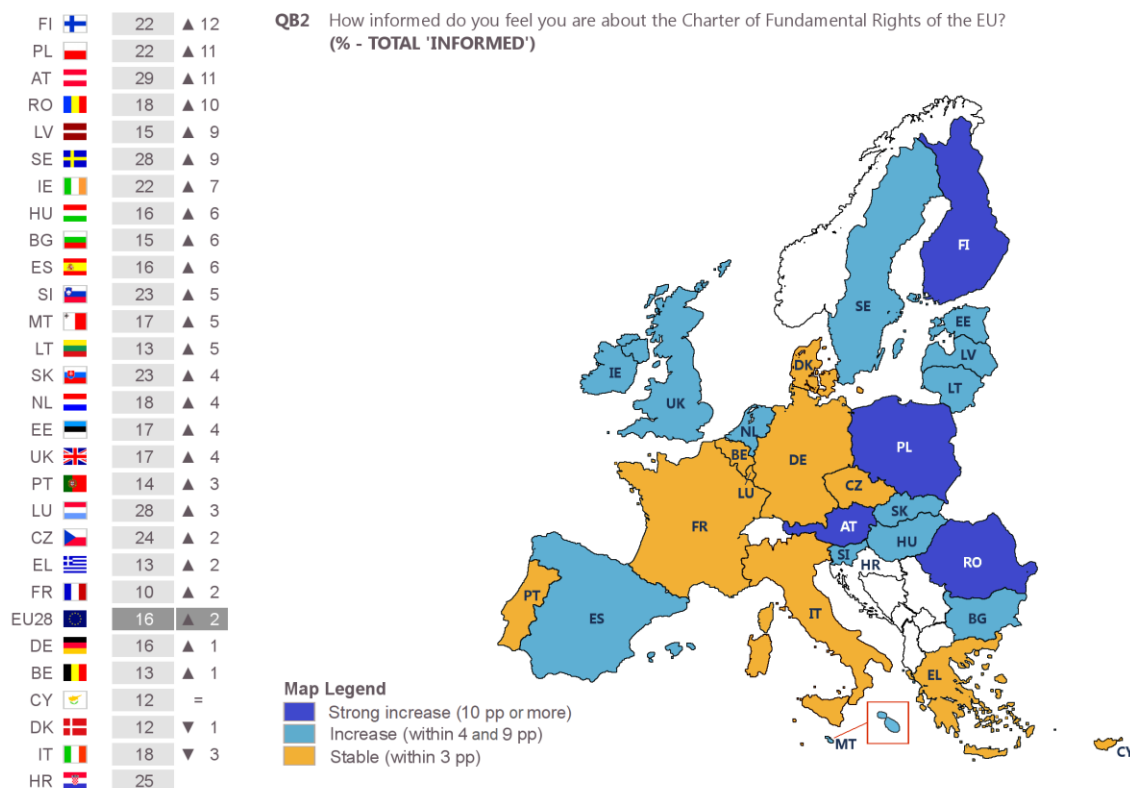
It is worth noting that there are 12 countries where at least one in ten respondents say they have never heard of the Charter, with the highest proportions observed in Portugal (18%), Germany (16%) and Italy and Denmark (both 15%).

QB2 How informed do you feel you are about the Charter of Fundamental Rights of the EU? (%)



Base: all respondents (N= 27,524)

In all but three countries, respondents are now more likely to say they feel informed about the Charter than they were in 2011, with the largest increases observed amongst respondents in Finland (+12 pp), Poland and Austria (both +11 pp) and Romania (+10 pp). The exceptions are Cyprus (no change), Denmark (-1 pp) and Italy (-3 pp)⁸.



Base: all respondents (N= 27,524)

The table on the next page shows a more detailed trend analysis. It illustrates that in most countries the increase in the overall proportion who feel informed is made up of increases in the proportion who feel 'very well informed' and in the proportion who feel 'fairly well informed'. For example, in Austria there has been a four-point increase in the proportion who feel 'very well informed' and a seven-point increase in the proportion who feel 'fairly well informed'.

In a number of countries, respondents are now more likely to say they have heard about the Charter than they were in 2011. There have been decreases in 'you have never heard of it' responding in 18 countries, with the largest declines observed in Portugal (-21 pp), Ireland (-20 pp), Greece (-17 pp) and Romania (-15 pp). As a result of fewer respondents stating they have not heard about the Charter, in some countries there have been increases in the proportions who say they do not feel informed at the same time as increases in the proportion who feel well informed. For instance, in Portugal there has been a three-point increase in the proportion who say they feel informed, but a 19-point increase in the proportion who say they do not feel informed (+12 pp 'not very well informed' and +7 pp 'not at all informed').

⁸ Croatia was not part of the EU in 2011 so no trend data is available.

QB2 How informed do you feel you are about the Charter of Fundamental Rights of the EU? (%)






		Very well informed	Diff. March 2019 - February/March 2011	Fairly well informed	Diff. March 2019 - February/March 2011	Not very well informed	Diff. March 2019 - February/March 2011	Not at all informed	Diff. March 2019 - February/March 2011	You have never heard of it (SPONTANEOUS)	Diff. March 2019 - February/March 2011	Don't know
EU28		2	=	14	▲ 2	34	▼ -2	38	▲ 2	11	▼ -2	1
AT		6	▲ 4	23	▲ 7	37	▼ -1	25	▼ -2	8	▼ -9	1
IE		5	▲ 3	17	▲ 4	29	▲ 3	40	▲ 10	8	▼ -20	1
HR		4	▲ 4	21	▲ 21	37	▲ 37	36	▲ 36	2	▲ 2	0
LU		4	▲ 1	24	▲ 2	34	▼ -8	26	▲ 8	10	▼ -4	2
MT		4	▲ 2	13	▲ 3	23	▼ -8	49	▲ 17	10	▼ -12	1
SK		4	▲ 1	19	▲ 3	36	▼ -8	35	▲ 3	5	▲ 1	1
BG		3	▲ 3	12	▲ 3	33	▼ -7	42	▲ 3	9	=	1
CZ		3	▲ 1	21	▲ 1	35	▼ -10	37	▲ 8	4	▲ 1	0
EL		3	▲ 2	10	=	27	▲ 1	50	▲ 14	10	▼ -17	0
ES		3	▲ 2	13	▲ 4	27	▼ -6	45	▼ -10	12	▲ 11	0
PL		3	▲ 2	19	▲ 9	27	▼ -10	38	▲ 7	12	▼ -8	1
RO		3	▲ 2	15	▲ 8	28	=	45	▲ 7	8	▼ -15	1
SI		3	▲ 1	20	▲ 4	48	▲ 3	24	▼ -2	5	▼ -5	0
SE		3	▲ 1	25	▲ 8	50	▼ -10	20	=	2	▲ 1	0
UK		3	▲ 1	14	▲ 3	31	▼ -3	42	▼ -1	9	=	1
BE		2	=	11	▲ 1	40	▲ 6	45	▲ 4	2	▼ -11	0
DK		2	▲ 1	10	▼ -2	29	▼ -13	43	▲ 12	15	▲ 1	1
DE		2	=	14	▲ 1	40	▼ -3	27	▼ -9	16	▲ 11	1
EE		2	▲ 1	15	▲ 3	46	=	32	▼ -2	4	▼ -2	1
IT		2	▼ -1	16	▼ -2	35	▲ 4	31	▲ 6	15	▼ -5	1
CY		2	▼ -1	10	▲ 1	29	▼ -7	53	▲ 13	6	▼ -6	0
LV		2	▲ 2	13	▲ 7	41	▲ 8	35	▼ -5	8	▼ -13	1
LT		2	▲ 1	11	▲ 4	40	▲ 8	37	▼ -8	10	▲ 1	0
HU		2	▲ 1	14	▲ 5	28	▼ -2	44	▲ 7	11	▼ -11	1
NL		2	=	16	▲ 4	38	▼ -4	43	▲ 14	1	▼ -13	0
FI		2	▲ 2	20	▲ 10	45	▼ -4	31	▼ -5	2	▼ -3	0
FR		1	=	9	▲ 2	34	▼ -2	44	▲ 8	12	▼ -7	0
PT		1	▲ 1	13	▲ 2	38	▲ 12	30	▲ 7	18	▼ -21	0

Base: all respondents (N= 27,524)

The socio-demographic analysis shows that:

- Respondents aged 15-39 (20%-22%) are more likely to feel well informed about the Charter than those aged 40-54 (17%) or 55 and older (13%).
- The longer a respondent remained in education, the more likely they are to feel well informed: 23% of those who completed education aged 20 or older feel well informed, compared to 7% of those who completed aged 15 or younger.
- Managers (27%) are the most likely to say they feel well informed, particularly compared to housepersons (11%).
- Respondents who consider themselves to be part of the upper middle (30%) or upper class (33%) are more likely to feel well informed than those who position themselves lower on the social scale.
- The more urbanised a respondent's environment, the more likely it is they feel well informed about the Charter: 21% living in large towns feel informed, compared to 15% of those living in rural villages.
- The analysis also shows that respondents who have a positive image of the EU (23%) are more likely to feel well informed about the Charter than those with a neutral (14%) or negative (10%) view.

QB2 How informed do you feel you are about the Charter of Fundamental Rights of the EU?
(% - EU)

	Total 'Well informed'	Total 'Not informed'	You have never heard of it (SPONTANEOUS)
EU28	16	72	11
 Age			
15-24	22	66	11
25-39	20	70	9
40-54	17	72	10
55 +	13	73	13
 Education (End of)			
15-	7	74	18
16-19	14	73	12
20+	23	70	6
Still studying	24	65	10
 Socio-professional category			
Self-employed	20	73	7
Managers	27	69	4
Other white collars	19	72	9
Manual workers	15	72	12
House persons	11	71	17
Unemployed	15	72	13
Retired	12	73	14
Students	24	65	10
 Consider belonging to			
The working class	11	72	16
The lower middle class	14	74	11
The middle class	19	71	9
The upper middle class	30	65	4
The upper class	33	63	4
 Subjective urbanisation			
Rural village	15	73	11
Small/ mid size town	16	71	12
Large town	21	71	8
Image of EU			
Positive	23	67	9
Neutral	14	73	12
Negative	10	77	12

Base: all respondents (N= 27,524)

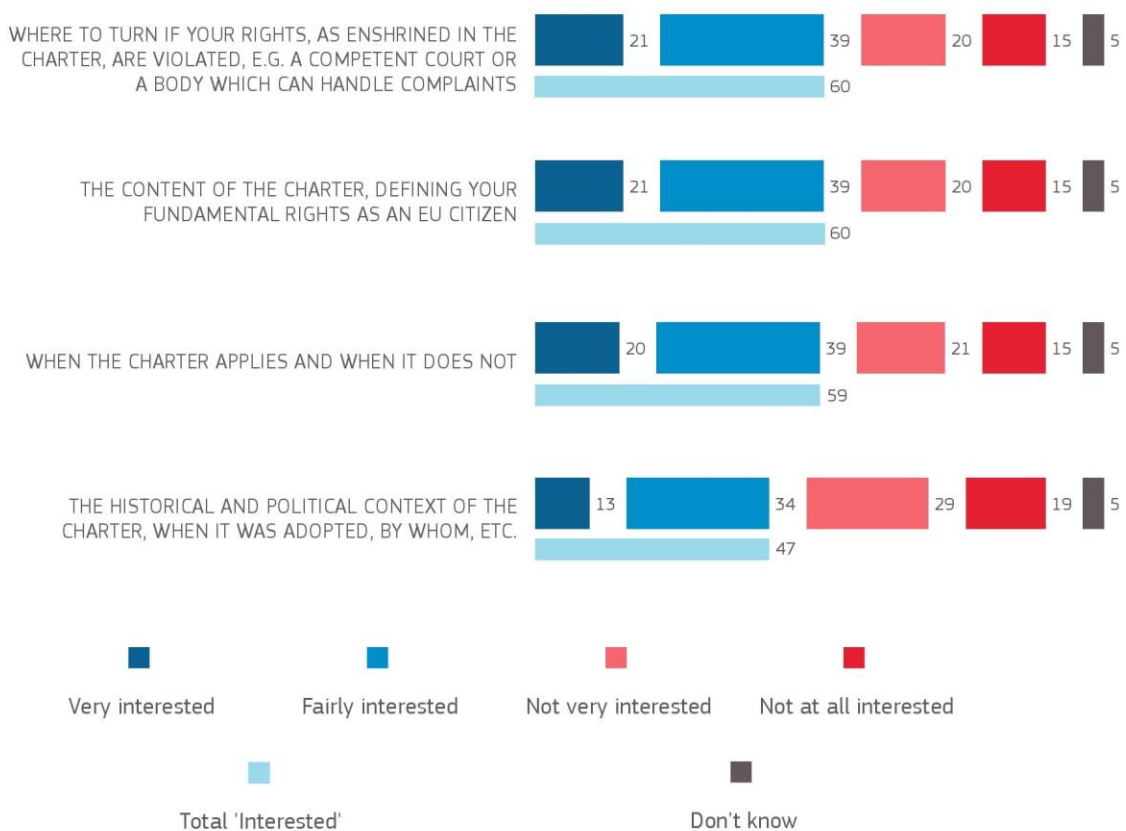
II. INTEREST IN HAVING MORE INFORMATION ABOUT THE CHARTER

The majority of respondents would like more information about the content of the Charter, when it applies, and where to turn if their rights are violated

Six in ten respondents say they are interested in having more information about the contents of the Charter, with 21% saying they are ‘very interested’⁹. The same proportion (60%) say they are interested in having more information about where to turn if their Charter rights are violated, with 21% ‘very interested’ in this information. Almost as many (59%) are interested in more information about when the Charter applies, with 20% ‘very interested’ in more information about this.

Almost half (47%) of all respondents are interested in more information about the historical and political context of the Charter, with 13% ‘very interested’.

QB6 Would you be interested or not in having more information about the following aspects of the Charter? (% - EU)

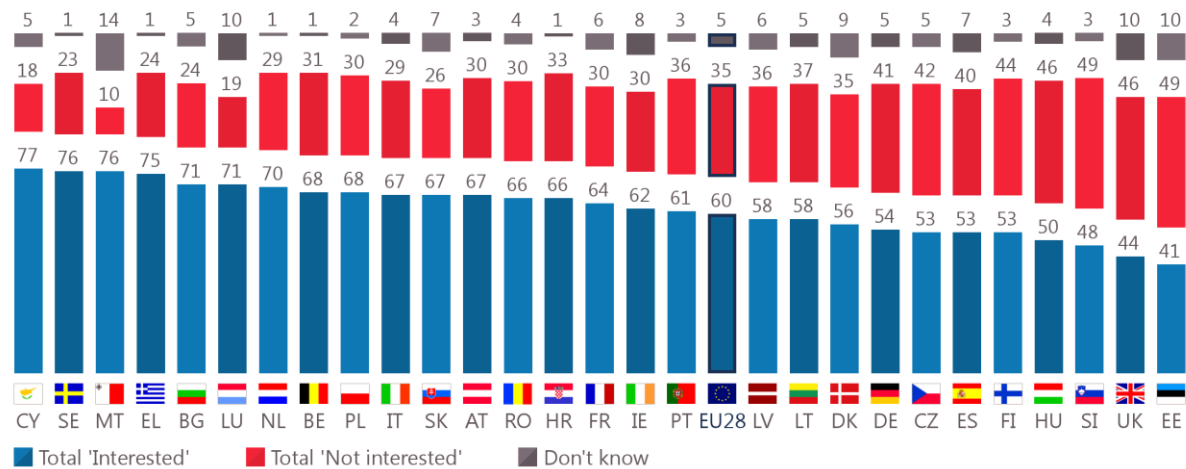


Base: all respondents (N= 27,524)

⁹ QB6 Would you be interested or not in having more information about the following aspects of the Charter? 6.1 Where to turn if your rights, as enshrined in the Charter, are violated, e.g. a competent court or a body which can handle complaints; 6.2 The content of the Charter, defining your fundamental rights as an EU citizen; 6.3 When the Charter applies and when it does not; 6.4 The historical and political context of the Charter, when it was adopted, by whom, etc.

In all but three countries at least half of all respondents would be interested in having more information about where to turn if their Charter rights are violated, with respondents in Cyprus (77%), Sweden and Malta (both 76%) and Greece (75%) the most likely to be interested. The exceptions are Estonia (41%), the United Kingdom (44%) and Slovenia (48%).

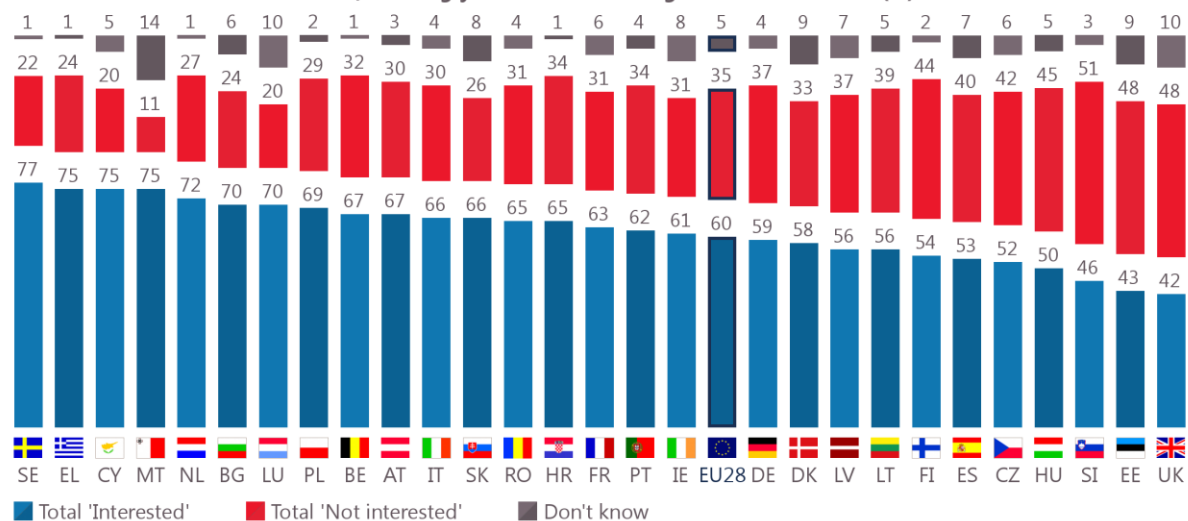
QB6.1 Would you be interested or not in having more information about the following aspects of the Charter?
Where to turn if your rights, as enshrined in the Charter, are violated, e.g. a competent court or a body which can handle complaints
 (%)



Base: all respondents (N= 27,524)

At least three quarters of respondents in Sweden (77%), and Greece, Cyprus and Malta (all 75%) would be interested in having more information about the content of the Charter, compared to 42% in the United Kingdom, 43% in Estonia and 46% in Slovenia. In 25 countries at least half of all respondents are interested in more information on this aspect of the Charter.

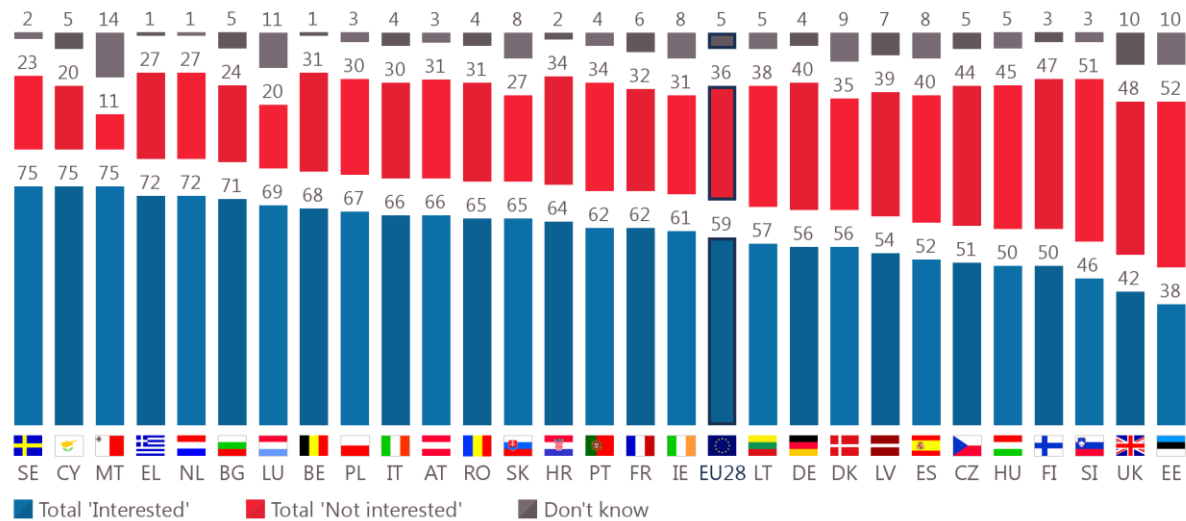
QB6.2 Would you be interested or not in having more information about the following aspects of the Charter?
The content of the Charter, defining your fundamental rights as an EU citizen
 (%)



Base: all respondents (N= 27,524)

The proportion of respondents interested in more information about when the Charter applies and when it does not range from 75% in Sweden, Cyprus and Malta to 38% in Estonia, 42% in the United Kingdom and 46% in Slovenia.

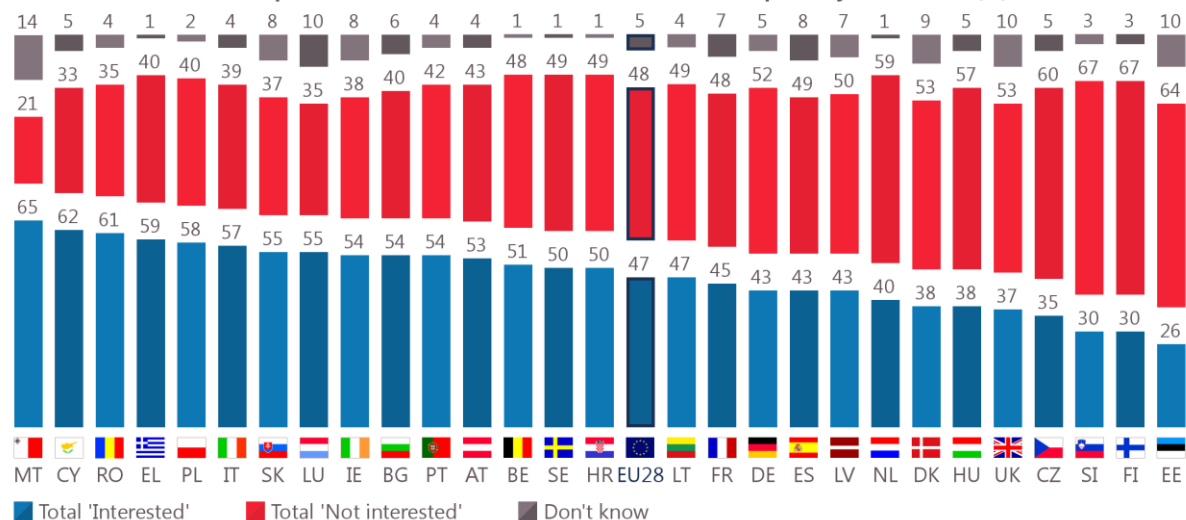
QB6.3 Would you be interested or not in having more information about the following aspects of the Charter?
When the Charter applies and when it does not (%)



Base: all respondents (N= 27,524)

The proportion of respondents in each country interested in more information about the historical and political context of the Charter is lower. Those in Malta (65%), Cyprus (62%) and Romania (61%) are the most likely to be interested, compared to 26% in Estonia and 30% in Finland and Slovenia.

QB6.4 Would you be interested or not in having more information about the following aspects of the Charter?
The historical and political context of the Charter, when it was adopted, by whom, etc. (%)



Base: all respondents (N= 27,524)





An overview of these results shows that respondents in Malta, Cyprus and Greece are consistently amongst the most likely to be interested in more information, while those in Estonia, Finland, Slovenia, Hungary and the United Kingdom are consistently amongst the least likely to express an interest.

Highlights from the **socio-demographic analysis** include:

- Respondents aged 15-54 are more likely than older respondents to be interested in more information about each of these aspects. For instance, 66% of those aged 15-24 are interested in more information about when the Charter applies, compared to 50% of those aged 55 or older.
- The longer a respondent remained in education, the more likely they are to be interested in further information about each of these aspects. For instance, 55% of those who completed education aged 20 or older are interested in more information about the historical and political context of the Charter, compared to 31% who completed education aged 15 or younger.
- Respondents who place themselves in the upper middle or upper classes are the most likely to be interested in more information about where to turn if their Charter rights are violated, and the content of the Charter and when it applies, compared to those who position themselves lower on the scale. Those in the upper class (61%) are the most likely to be interested in more information about the historical and political context of the Charter.

The analysis also shows respondents who have heard of the Charter are more likely to be interested in more information in each of these areas. For example, 74% of those who have heard of the Charter are interested in having more information about when the Charter applies compared to 48% of those who have not heard of it.

QB6T Would you be interested or not in having more information about the following aspects of the Charter?
(% EU - TOTAL 'INTERESTED')

	Where to turn if your rights, as enshrined in the Charter, are violated, e.g. a competent court or a body which can handle complaints	The content of the Charter, defining your fundamental rights as an EU citizen	When the Charter applies and when it does not	The historical and political context of the Charter, when it was adopted, by whom, etc.
EU28	60	60	59	47
 Age				
15-24	67	67	66	48
25-39	65	67	66	52
40-54	64	64	64	51
55 +	51	50	50	41
 Education (End of)				
15-	39	39	37	31
16-19	57	58	57	47
20+	70	70	69	55
Still studying	72	72	71	50
 Socio-professional category				
Self-employed	67	66	66	54
Managers	74	75	74	61
Other white collars	67	68	66	52
Manual workers	58	59	57	45
House persons	51	53	52	42
Unemployed	56	56	56	45
Retired	48	48	47	39
Students	72	72	71	50
 Consider belonging to				
The working class	50	50	49	40
The lower middle class	60	60	59	47
The middle class	64	64	64	51
The upper middle class	71	74	73	54
The upper class	70	75	74	61
Heard of the Charter				
Yes	74	75	74	60
No	50	50	48	38

Base: all respondents (N= 27,524)

III. INSTITUTIONS/BODIES TO WHICH CITIZENS WOULD TURN IN CASE THEIR RIGHTS ARE BEING VIOLATED

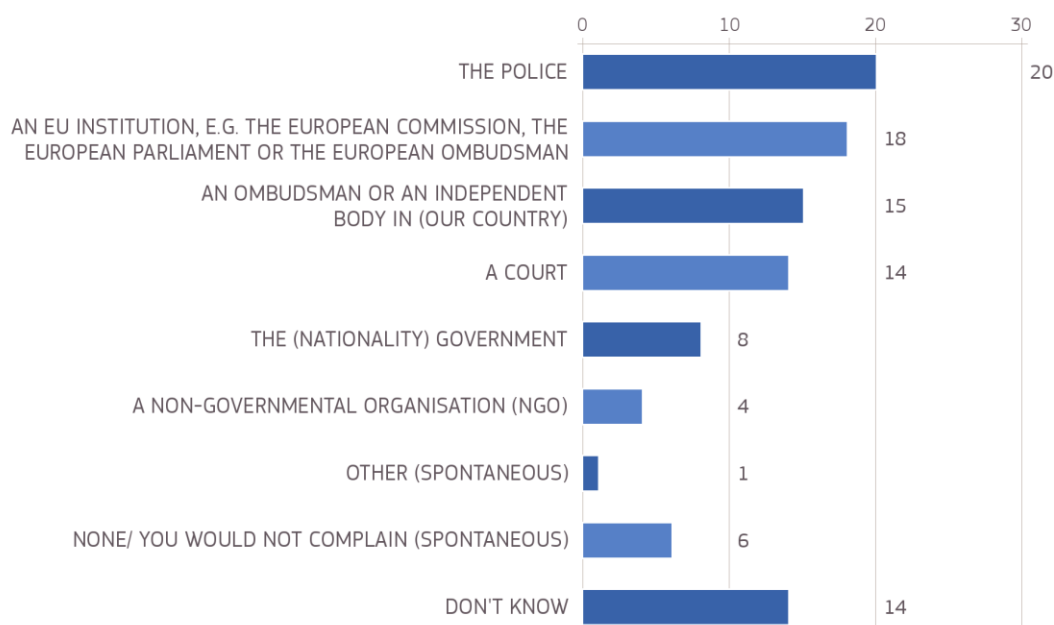
Respondents would turn to a variety of institutions or bodies if they felt their Charter rights were being violated

Respondents were asked who they would turn to if they felt their Charter rights were being violated. They were asked where they would turn first, and were then given the option to say where they would turn to next¹⁰. The chart below shows who respondents would turn to first.

Respondents are most likely to turn to the police *first* (20%), closely followed by an EU institution (18%). More than one in ten also mention an ombudsman or independent body in their country (15%) or a court (14%). Almost one in ten (8%) would turn to their national government, while 4% would turn to an NGO.

Just over one in twenty (6%) *spontaneously* say they would not complain, while 14% say they don't know where they would turn.

QB5a Imagine that you feel that your rights enshrined in the Charter are being violated, and you want to complain about it. To which institution or body would you turn? Firstly?
(% - EU)



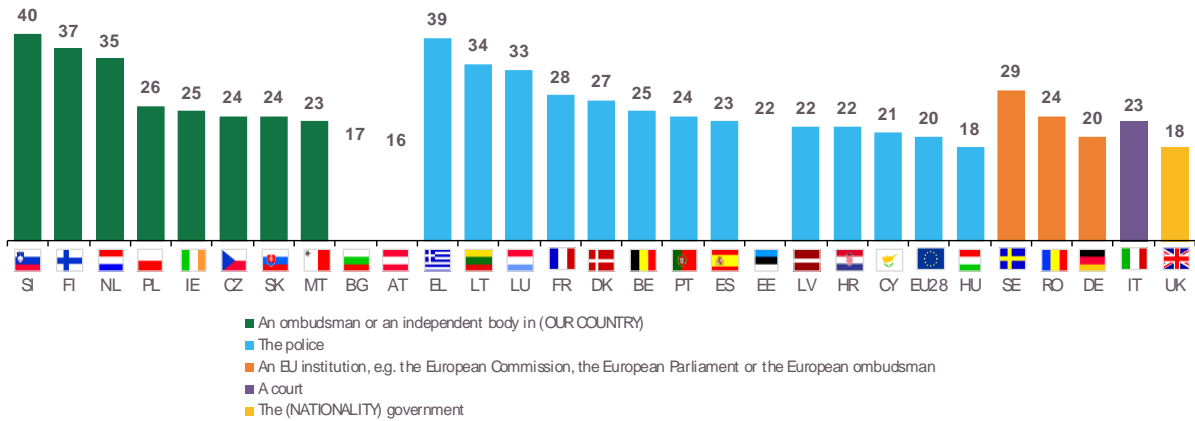
Base: all respondents (N= 27,524)

¹⁰ QB5a - Imagine that you feel that your rights enshrined in the Charter are being violated, and you want to complain about it. To which institution or body would you turn? Firstly? QB5b – and then? (multiple answers possible).

The body respondents would turn to *first* if their Charter rights were being violated varies across Member States. In eight countries respondents most often mention an ombudsman or independent body in their country, while in 12 countries the police is most mentioned. Respondents in Sweden, Romania and Germany are most likely to turn first to an EU institution, while those in Italy are most likely to turn to court, and those in the UK to their national government.

In Bulgaria respondents are equally likely to mention an ombudsman or independent body, the police, or a court. In Austria respondents mention an ombudsman or an EU institution equally, while in Estonia respondents are equally likely to mention the police and an EU institution.

QB5a Imagine that you feel that your rights enshrined in the Charter are being violated, and you want to complain about it. To which institution or body would you turn? Firstly?
(% - THE MOST MENTIONED ANSWER BY COUNTRY)



Base: all respondents (N= 27,524)

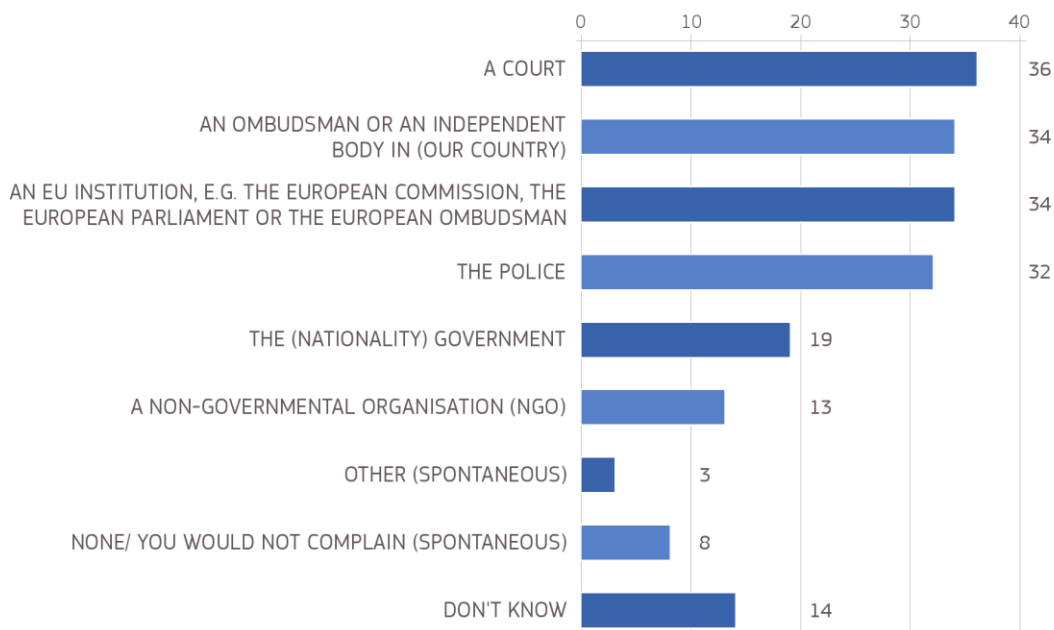
The chart below presents the results of all the responses (first and then others).

If they felt their Charter rights were being violated, more than three in ten respondents would turn to a court (36%), an ombudsman or independent body in their country, an EU institution (both 34%) or the police (32%)¹¹.

Almost one in five (19%) say they would turn to their national government, while 13% would turn to an (NGO).

Almost one in ten (8%) spontaneously say they would not complain, while 14% say they don't know.

QB5T Imagine that you feel that your rights enshrined in the Charter are being violated, and you want to complain about it. To which institution or body would you turn? (MULTIPLE ANSWER POSSIBLE)
(% - EU)



Base: all respondents (N= 27,524)

¹¹ QB5T - Imagine that you feel that your rights enshrined in the Charter are being violated, and you want to complain about it. To which institution or body would you turn?

There are only two countries where at least half of all respondents would go to a **court** if their Charter rights were being violated - Greece and Lithuania (both 57%) - although 49% in Italy also mention this option. At the other end of the scale 19% in the United Kingdom, 23% in Ireland and 29% in Finland also mention a court. A court is the most mentioned option in eight countries, and one of the three most mentioned options in 22 countries overall.

There are five countries where an **EU institution** is the most mentioned option: Sweden (52%), Romania (41%), Croatia (40%), Spain (36%) and Germany (35%). EU institutions are also widely mentioned by those in the Netherlands (51%). In contrast, 21% in Lithuania and 26% in the United Kingdom, Estonia and Greece would turn to an EU institution. In 24 countries overall an EU institution is one of the three most mentioned items.

In 21 countries and **ombudsman or independent body** is one of the three most mentioned items, and it is the most mentioned answer in 12 countries, including the Netherlands (64%), Finland (63%) and Slovenia (61%). In contrast, 12% in Lithuania, 16% in Cyprus and 17% in Romania mention an ombudsman or independent body.

Greece (59%), Luxembourg (42%) and Denmark (40%) are the only countries where respondents are most likely to say they would turn to the **police**, although this option is also widely mentioned in Lithuania (46%), Finland (42%) and Belgium (41%). More than one in five respondents in each country say they would turn to the police in this situation, with the lowest proportions found in Germany (22%), and the United Kingdom and the Netherlands (both 23%). In 22 countries the police are one of the three most mentioned answers.

The United Kingdom is the only country where respondents are most likely to say they would turn to their **national government** (32%), although the same proportion in Ireland also give this answer, followed by 28% in Cyprus. Respondents in Slovenia (4%) and Finland (8%) are the least likely to mention their national government.

At least one in five respondents in Austria (25%), Slovakia (21%), and Ireland and Romania (both 20%) say they would turn to an **NGO**, compared to 6% in Estonia and Bulgaria and 7% in Spain.

It is worth noting there are 12 countries where at least one in ten spontaneously say they would not complain, and 17 countries where at least one in ten say they do not know where they would turn if their Charter rights were being violated.

QB5T Imagine that you feel that your rights enshrined in the Charter are being violated, and you want to complain about it. To which institution or body would you turn? And then? (MULTIPLE ANSWER POSSIBLE)
(%)

		A court	An EU institution, e.g. the European Commission, the European Parliament or the European ombudsman	An ombudsman or an independent body in (OUR COUNTRY)	The police	The (NATIONALITY) government	A non-governmental organisation (NGO)	Other (SPONTANEOUS)	None/ You would not complain (SPONTANEOUS)(M)	Don't know
EU28		36	34	34	32	19	13	3	8	14
BE		41	42	44	41	23	13	3	5	3
BG		34	33	42	27	12	6	2	9	20
CZ		42	32	46	35	14	8	4	9	10
DK		30	32	36	40	20	8	4	9	13
DE		34	35	34	22	13	10	5	10	16
EE		43	26	20	32	11	6	3	12	21
IE		23	36	47	31	32	20	2	7	9
EL		57	26	34	59	13	12	5	8	7
ES		32	36	32	34	23	7	2	8	15
FR		40	34	27	39	19	16	2	6	12
HR		34	40	38	37	11	19	4	10	11
IT		49	38	25	38	22	13	2	6	11
CY		41	38	16	38	28	12	1	16	8
LV		39	29	32	32	13	10	2	10	16
LT		57	21	12	46	17	13	5	13	9
LU		35	33	31	42	24	9	5	6	10
HU		39	27	35	33	18	16	2	14	12
MT		32	31	39	27	18	15	3	5	21
NL		37	51	64	23	24	8	3	3	3
AT		37	33	40	28	20	25	4	14	9
PL		32	28	47	32	11	13	2	8	16
PT		37	30	19	35	20	8	2	10	24
RO		38	41	17	35	20	20	3	12	17
SI		37	40	61	25	4	14	5	19	4
SK		38	36	44	37	11	21	3	11	9
FI		29	36	63	42	8	19	1	8	5
SE		37	52	44	40	15	12	3	6	5
UK		19	26	32	23	32	15	3	6	22
		1st MOST FREQUENTLY MENTIONED ITEM								
		2nd MOST FREQUENTLY MENTIONED ITEM								
		3rd MOST FREQUENTLY MENTIONED ITEM								

Base: all respondents (N= 27,524)

The **socio-demographic analysis** focuses on all the responses given, and shows the following:

- Men are more likely to say they would turn to an **EU institution** (37% vs 32% of women).
- Respondents aged 15-19 are the most likely to say they would turn to a **court** (42%) or the **police** (39%), but they are the least likely to mention an **ombudsman or independent body** (27%). Respondents aged 15-54 are more likely than those aged 55 or older to say they would turn to an **EU institution**.
- The longer a respondent remained in education, the more likely they are to mention an **EU institution**, an **ombudsman or independent body**, or an **NGO**, and the less likely they are to say they **would not complain**. For example, 44% who completed education aged 20 or older would turn to an EU institution, compared to 19% who completed education aged 15 or younger.
- Students (44%) and other white-collar workers (41%) are the most likely to say they would turn to a **court**, particularly compared to retired persons (31%). Managers (48%) are the most likely to mention an **EU institution**, while manual workers and housepersons (both 37%) are more likely than other occupation groups to say they would turn to the **police**.
- The more urbanised a respondent's environment, the more likely they are to mention a **court**, while those in large towns are the most likely to mention an **EU institution** (38%).

The analysis also shows respondents who have heard of the Charter are more likely to mention a court (41% vs 32% who have not heard of it), an EU institution (47% vs 25%) or an ombudsman or independent body (44% vs 27%), but they are less likely to mention the police (29% vs 34%). Knowledge of the Charter is also influential: respondents with at least some knowledge of the Charter are more likely to mention a court, and EU institution, an ombudsman or independent body, or the national government compared to those who have no knowledge of the Charter.

Finally, and perhaps not surprisingly, respondents with a positive image of the EU (42%) are more likely to say they would turn to an EU institution than those with a neutral (31%) or a negative (26%) view.

QB5T Imagine that you feel that your rights enshrined in the Charter are being violated, and you want to complain about it. To which institution or body would you turn? (MULTIPLE ANSWER POSSIBLE)
(% - EU)

	A court	An ombudsman or an independent body in (OUR COUNTRY)	An EU institution, e.g. the European Commission, the European Parliament or the European ombudsman	The police	The (NATIONALITY) government	A non-governmental organisation (NGO)	Other (SPONTANEOUS)	None/ You would not complain (SPONTANEOUS)	Don't know
EU28	36	34	34	32	19	13	3	8	14
Gender									
Man	38	35	37	31	19	13	3	7	13
Woman	34	33	32	33	19	12	3	9	15
Age									
15-24	42	27	36	39	22	14	2	6	11
25-39	36	37	38	33	19	16	3	6	12
40-54	38	36	38	30	19	13	3	8	12
55 +	32	34	29	30	19	10	3	10	17
Education (End of)									
15-	32	24	19	34	20	7	2	13	20
16-19	35	34	31	33	19	13	3	9	15
20+	36	42	44	28	19	15	3	5	10
Still studying	44	29	41	37	23	13	2	4	10
Socio-professional category									
Self-employed	35	39	42	28	19	15	3	6	14
Managers	38	40	48	25	21	15	4	5	9
Other white collars	41	40	40	33	18	13	2	6	12
Manual workers	36	34	31	37	20	14	3	8	13
House persons	36	28	27	37	19	10	3	10	15
Unemployed	35	29	31	33	19	17	2	9	14
Retired	31	33	27	29	18	9	3	10	18
Students	44	29	41	37	23	13	2	4	10
Subjective urbanisation									
Rural village	33	35	33	32	19	11	3	9	14
Small/ mid size town	36	34	33	31	20	12	3	8	14
Large town	40	34	38	35	20	15	2	7	12
Image of EU									
Positive	37	37	42	31	20	15	3	6	11
Neutral	36	33	31	34	18	12	2	9	15
Negative	34	32	26	31	21	11	3	10	15
Heard of the Charter									
Yes	41	44	47	29	19	16	3	5	6
No	32	27	25	34	19	10	3	10	19

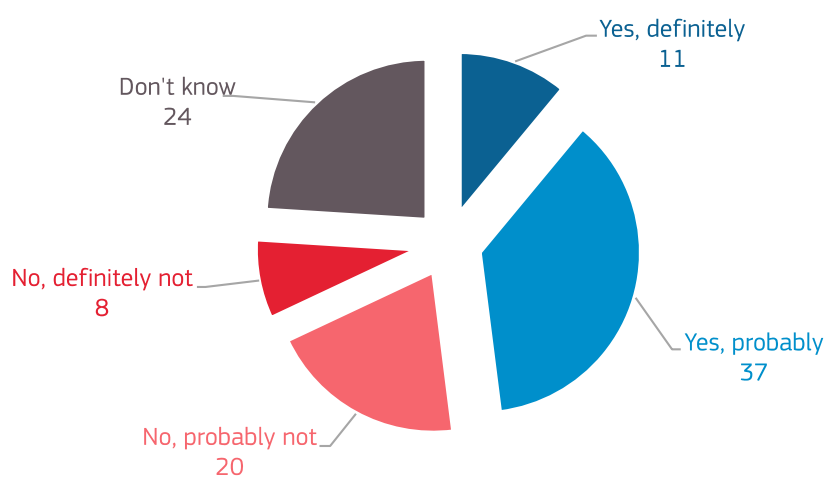
Base: all respondents (N= 27,524)

IV. AWARENESS AND KNOWLEDGE OF THE APPLICATION OF THE CHARTER

Almost half correctly think the Charter is legally binding, but awareness of exactly when it applies is low

Almost half (48%) correctly think the Charter is legally binding, with 11% saying it definitely is¹². Almost three in ten (28%) say that it is not, while almost one quarter (24%) say they don't know.

QB3 Do you think that the Charter is legally binding? In other words, do you think any court in the European Union can ensure that the rights enshrined in the Charter are respected? (% - EU)



Base: all respondents (N= 27,524)

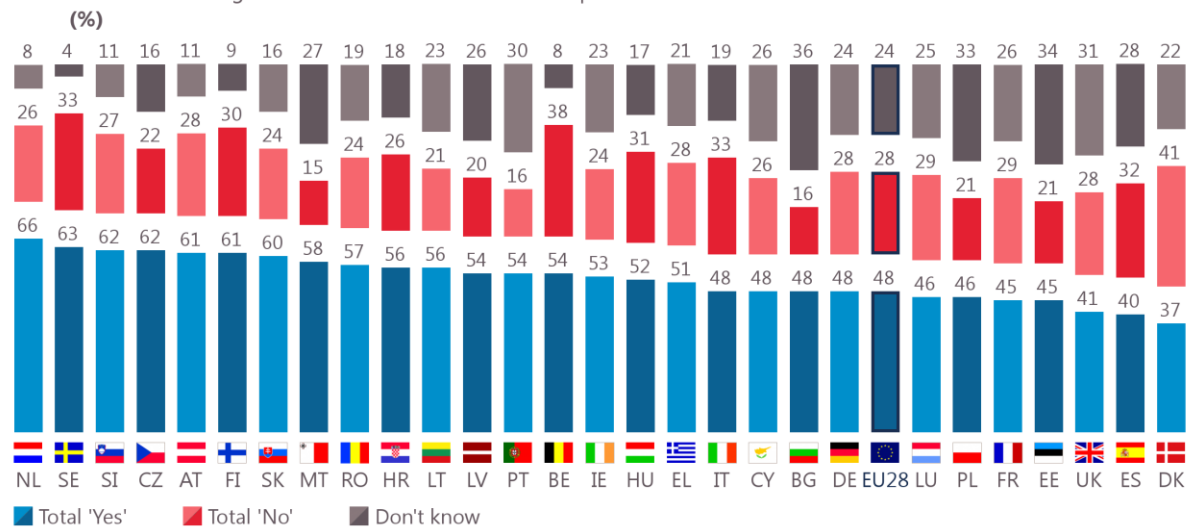
¹² QB3 Do you think that the Charter is legally binding? In other words, do you think any court in the European Union can ensure that the rights enshrined in the Charter are respected?

In 17 countries, more than half of all respondents think the Charter is legally binding, with the highest proportions seen in the Netherlands (66%), Sweden (63%) and Slovenia and Czechia (both 62%). This compares to 37% in Denmark, 40% in Spain and 41% in the United Kingdom.

The Netherlands (22%), Czechia (21%) and Sweden (20%) are the only countries where at least one in five say the Charter is 'definitely' legally binding.

It is worth noting that there is a high level of 'don't know' responses in many countries, with the largest proportions seen in Bulgaria (36%), Estonia (34%) and Poland (33%). Overall there are 17 countries where at least one in five say they don't know.

QB3 Do you think that the Charter is legally binding? In other words, do you think any court in the European Union can ensure that the rights enshrined in the Charter are respected?








Base: all respondents (N= 27,524)

The socio-demographic analysis highlights the following:

- Men are more likely to think the Charter is legally binding, compared to women (51% vs 46%).
- The longer a respondent remained in education, the more likely they are to say the Charter is legally binding: 57% of those who completed education aged 20 or older say that it is, compared to 34% of those who completed aged 15 or younger.
- Managers (61%) are the most likely to say the Charter is legally binding, particularly compared to the unemployed and retired persons (both 41%).
- The higher a respondent positions themselves on the social scale, the more likely they are to say the Charter is binding. For instance, 67% of those who place themselves in the upper class say it is, compared to 40% who consider themselves belonging to the working class.
- Respondents living in large towns (53%) are more likely to think the Charter is binding than those living in less urbanised areas.

Perhaps not surprisingly, the analysis also illustrates that respondents who have heard of the Charter are more likely to say it is legally binding than those who have not (67% vs 35%), and those who have at least some knowledge of the Charter are much more likely to say it is legally binding than those with no knowledge.

QB3 Do you think that the Charter is legally binding? In other words, do you think any court in the European Union can ensure that the rights enshrined in the Charter are respected? (% - EU)

	Total 'Yes'	Total 'No'	Don't Know
EU28	48	28	24
 Gender			
Man	51	29	20
Woman	46	27	27
 Education (End of)			
15-	34	31	35
16-19	46	28	26
20+	57	26	17
Still studying	58	28	14
 Socio-professional category			
Self-employed	52	28	20
Managers	61	27	12
Other white collars	54	27	19
Manual workers	48	28	24
House persons	39	28	33
Unemployed	41	33	26
Retired	41	28	31
Students	58	28	14
 Consider belonging to			
The working class	40	27	33
The lower middle class	47	31	22
The middle class	53	28	19
The upper middle class	61	26	13
The upper class	67	23	10
 Subjective urbanisation			
Rural village	48	26	26
Small/ mid size town	46	30	24
Large town	53	27	20
Knowledge of the Charter			
Very good	60	37	3
Good	69	24	7
Limited	56	36	8
None	25	26	49
Heard of the Charter			
Yes	67	24	9
No	35	31	34

Base: all respondents (N= 27,524)

Respondents were also asked whether the Charter applies in specific situations¹³. Only a small proportion of respondents (7%) correctly identified when the Charter applies (i.e. know that it applies to EU Member States only when they implement EU law and to all actions of EU institutions and bodies).

4% were not able to correctly identify any statements as true or false and 35% say they don't know for all three statements.

In more details:

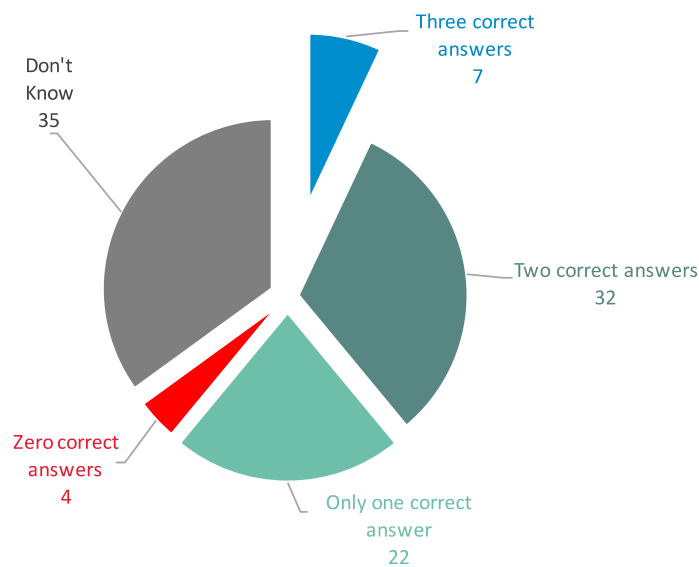
Almost half correctly say it applies to all actions of EU institutions and bodies (46% 'true').

Just over four in ten (42%) know it is true that the Charter applies to EU Member States only when they implement EU law.

Only 21% know it is false that the Charter applies to all actions of EU Member States, including matters of national competence – 38% incorrectly say this is true.

For each statement, the proportion of respondents who say they don't know is around four in ten.

QB4T Please tell me if you think each of the following statements is true or false: The Charter applies... (% - EU)



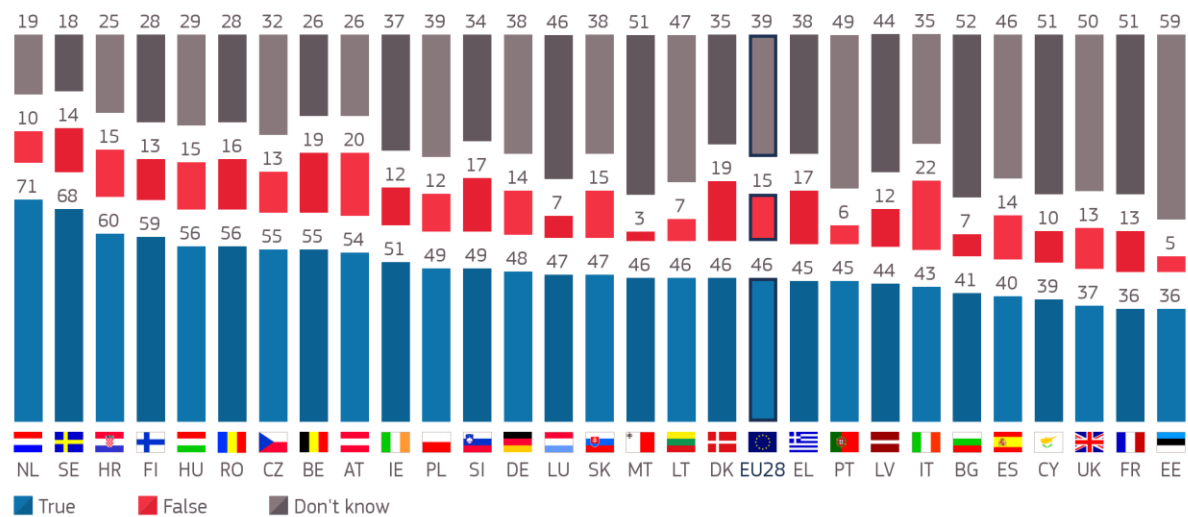
Base: all respondents (N= 27,524)

¹³ QB4 Please tell me if you think each of the following statements is true or false: The Charter applies... 4.1 To all actions of EU institutions and bodies, e.g. when EU institutions adopt new legislation; 4.2 To all actions of EU Member States, including on matters of national competence; 4.3 To EU Member States only when they implement EU law.

The proportion of respondents who know it is true that the Charter applies to all actions of EU institutions and bodies varies considerably across Member States. Respondents in the Netherlands (71%), Sweden (68%) and Croatia (60%) are the most likely to say this statement is true, while those in Estonia and France (both 36%) and the United Kingdom (37%) are the least likely to do so.

The proportion of respondents who say they don't know is high in almost all countries – in fact in nine countries 'don't know' is the most common answer, and in Latvia an equal proportion say they don't know or that the statement is true (both 46%).

QB4.1 Please tell me if you think each of the following statements is true or false: The Charter applies...
To all actions of EU institutions and bodies, e.g. when EU institutions adopt new legislation (%)

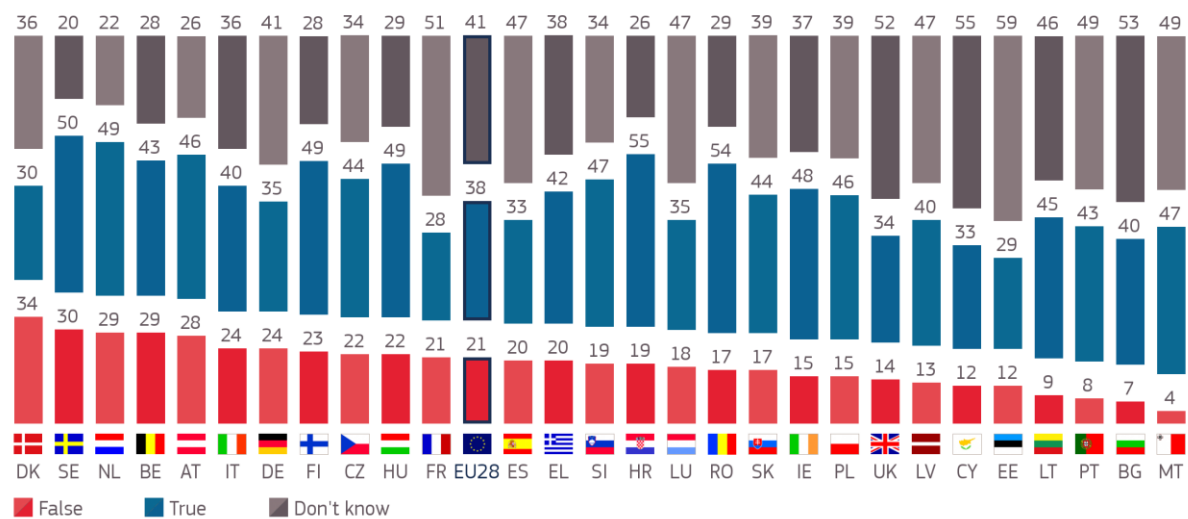


Base: all respondents (N= 27,524)

Denmark (34%) is the only country where at least one third of respondents know it is false that the Charter applies to all actions of EU Member States including on matters of national competence, followed by Sweden (30%) and the Netherlands and Belgium (both 29%). In contrast 4% in Malta, 7% in Bulgaria and 8% in Portugal know this is false.

Once again, the proportion of respondents that say they don't know is high – in each Member State at least one in five say they 'don't know', and in five countries more than half do so: Estonia (59%), Cyprus (55%), Bulgaria (53%), the United Kingdom (52%) and France (51%). In 13 countries 'don't know' is the most common answer.

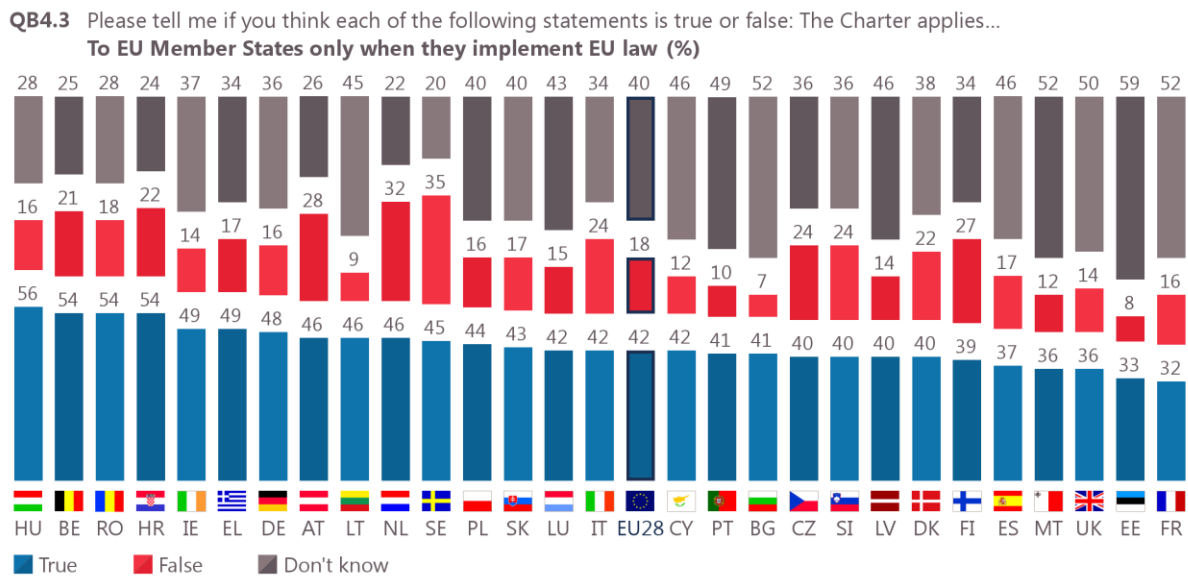
QB4.2 Please tell me if you think each of the following statements is true or false: The Charter applies...
To all actions of EU Member States, including on matters of national competence (%)



Base: all respondents (N= 27,524)

There are only four countries where at least half of all respondents know it is true that the Charter applies to EU Member States only when implementing EU law: Hungary (56%), and Belgium, Romania and Croatia (all 54%). At the other end of the scale 32% in France, 33% in Estonia and 36% in Malta and the United Kingdom also know this is true.

At least one in five respondents in each country say they don't know, and there are five countries where at least half say this: Estonia (59%), Bulgaria, France and Malta (all 52%) and the United Kingdom (50%). There are ten countries where 'don't know' is the most common answer.



Base: all respondents (N= 27,524)

The table in the next page gives a broader view of the level of knowledge about the Charter across Member States.

In Belgium, the Netherlands and Sweden, 15% of respondents correctly identified when the Charter applies (giving three correct answers). These countries are followed by Denmark (14%), Austria (11%) and Germany (10%). In all other Member States, the proportion of respondents correctly identifying when the Charter applies is below 10%.






























In 12 countries, respondents are most likely to have a moderate level of knowledge (two correct answers), with the highest proportions seen amongst those in Romania and Croatia (both 47%), Hungary (45%) and Ireland (43%).

Respondents in Sweden (37%) and Finland (32%) are most likely to have a low level of knowledge – giving only one correct answer.

The highest proportions of respondents with no correct answers in all three statements are observed in Austria (9%), Italy (6%), and Sweden, Poland and Greece (all 5%).

Finally, in 11 countries, it is most common for respondents to answer they don't know for all three statements.

QB4T Please tell me if you think each of the following statements is true or false: The Charter applies...
(MULTIPLE ANSWERS POSSIBLE) (%)

		3 correct answers	2 correct answers	1 correct answers	0 correct answers	Don't Know
EU28		7	32	22	4	35
BE		15	35	23	4	23
BG		2	34	17	3	44
CZ		8	33	27	4	28
DK		14	27	25	4	30
DE		10	33	24	3	30
EE		6	24	15	2	53
IE		4	43	17	4	32
EL		5	37	26	5	27
ES		6	29	20	3	42
FR		8	22	21	4	45
HR		6	47	22	4	21
IT		6	34	23	6	31
CY		3	32	20	2	43
LV		4	32	22	3	39
LT		4	37	15	3	41
LU		9	28	22	3	38
HU		8	45	20	3	24
MT		3	30	18	2	47
NL		15	34	33	4	14
AT		11	34	28	9	18
PL		5	37	17	5	36
PT		3	36	14	2	45
RO		5	47	19	4	25
SI		4	34	29	4	29
SK		3	37	24	3	33
FI		9	31	33	2	25
SE		15	30	37	5	13
UK		3	30	17	2	48

Highest percentage per country

Lowest percentage per country

Highest percentage per item

Lowest percentage per item

Base: all respondents (N= 27,524)






The **socio-demographic analysis** focuses on the correct answer for each statement:

- Men are more likely than women to correctly identify each statement as true or false. For example, 50% of men know it is true the Charter applies to all actions of EU institutions and bodies, compared to 42% of women.
- Respondents aged 15-54 are more likely to know it is true the Charter applies to **all actions of EU institutions and bodies**, and **to EU Member States only when implementing EU law**, compared to those aged 55 or older.
- The longer a respondent remained in education, the more likely they are to correctly identify each statement as true or false. For example, 48% of those who completed education aged 20 or older know it is true the Charter applies to EU Member States only when implementing EU law, compared to 30% of those who completed aged 15 or younger.
- Managers (61%) are the most likely to know it is true the Charter applies to **all actions of EU institutions and bodies**, particularly compared to housepersons (33%) and retired persons (36%). Housepersons (33%), retired persons (35%) and the unemployed (39%) are less likely than other occupation groups to know it is true the Charter applies to **Member States only when implementing EU law**.
- The higher a respondent places themselves on the social scale, the more likely they are to correctly identify each statement as true or false. For example, 48% of those who place themselves in the upper class know the Charter applies to **Member States only when they implement EU law**, compared to 36% who place themselves in the working class.

Perhaps not surprisingly, respondents who have heard of the Charter are more likely to correctly identify each statement as true or false. Interestingly, however, the effect is much more pronounced for the true statements than for the false one (that the Charter applies to all actions of EU Member States: 24% vs 18% who have not heard of the Charter).

It is also interesting to note that respondents with a positive image of the EU are the most likely to correctly say it is true the Charter applies to all actions of EU institutions and bodies, and to EU Member States only when they implement EU law, but they are less likely than those with a negative view to know it is false the Charter applies to all actions of EU Member States.

QB4T Index Knowledge about when Charter apply
(% EU - CORRECT ANSWERS)

	To all actions of EU institutions and bodies, e.g. when EU institutions adopt new legislation (TRUE)	To all actions of EU Member States, including on matters of national competence (FALSE)	To EU Member States only when they implement EU law (TRUE)
EU28	46	21	42
 Gender			
Man	50	23	45
Woman	42	19	40
 Age			
15-24	52	18	46
25-39	49	23	44
40-54	51	23	47
55 +	38	19	37
 Education (End of)			
15-	30	17	30
16-19	43	20	41
20+	56	24	48
Still studying	56	19	48
 Socio-professional category			
Self-employed	50	23	47
Managers	61	25	49
Other white collars	53	24	48
Manual workers	45	20	43
House persons	33	17	33
Unemployed	41	22	39
Retired	36	18	35
Students	56	19	48
 Consider belonging to			
The working class	37	17	36
The lower middle class	44	22	41
The middle class	50	22	46
The upper middle class	60	25	48
The upper class	62	31	48
Image of EU			
Positive	57	19	49
Neutral	42	20	39
Negative	35	25	36
Heard of the Charter			
Yes	64	24	56
No	32	18	32

Base: all respondents (N= 27,524)

CONCLUSIONS

The findings of this report show there has been a slight improvement in awareness of the Charter of Fundamental Rights of the EU since 2012. However, it is still very low with just over four in ten aware of it and only 12% really knowing what it is. This result, however, masks considerable variation in awareness across EU Member States, ranging from almost seven in ten respondents in Sweden to just under three in ten in Hungary. Although at an overall level awareness has not changed considerably, at a country level the picture is somewhat different – in 20 countries awareness has increased, and in ten countries the increase is at least five points.

Given this general lack of awareness, it is perhaps not surprising that fewer than one in five consider themselves well informed about the Charter.

There is clearly an appetite for more information. The majority of respondents would like more information about the content of the Charter, when it applies, and where to turn if their rights are violated. In addition, about a half are interested in more information about the Charter's historical and political context.

Respondents would turn to a range of institutions or bodies if they felt their Charter rights were being violated, with a court, an ombudsman or an independent body, an EU institution and the police being mentioned by similar proportions.

Almost half of all respondents correctly think the Charter is legally binding, but only 7% can correctly identify when the Charter applies.

The socio-demographic analyses illustrate some consistent patterns. Respondents who remained in education for longer, managers, and those with a positive view of the EU are more likely to have heard of the Charter, feel informed about it, have a better knowledge of when it applies and the fact that it is legally binding, and to be interested in more information about it.

TECHNICAL SPECIFICATIONS

Between the 15th and 29th of March 2019, Kantar carried out the wave 91.2 of the EUROBAROMETER survey, at the request of the European Commission, Directorate-General for Communication, “Media monitoring and Eurobarometer” Unit.

The wave 91.2 covers the population of the respective nationalities of the European Union Member States, resident in each of the 28 Member States and aged 15 years and over.

	COUNTRIES	INSTITUTES	N° INTERVIEWS	DATES		POPULATION 15+	PROPORTION EU28
				FIELDWORK			
BE	Belgium	Kantar Belgium (Kantar TNS)	1.041	15/03/2019	26/03/2019	9.693.779	2,25%
BG	Bulgaria	Kantar TNS BBSS	1.026	15/03/2019	25/03/2019	6.537.535	1,52%
CZ	Czechia	Kantar CZ	1.068	15/03/2019	26/03/2019	9.238.431	2,14%
DK	Denmark	Kantar Gallup	1.017	15/03/2019	26/03/2019	4.838.729	1,12%
DE	Germany	Kantar Deutschland	1.507	15/03/2019	29/03/2019	70.160.634	16,26%
EE	Estonia	Kantar Emor	1.005	15/03/2019	26/03/2019	1.160.064	0,27%
IE	Ireland	Behaviour & Attitudes	1.078	15/03/2019	26/03/2019	3.592.162	0,83%
EL	Greece	Taylor Nelson Sofres Market Research	1.014	15/03/2019	24/03/2019	9.937.810	2,30%
ES	Spain	TNS Investigación de Mercados y Opinión	1.014	15/03/2019	25/03/2019	39.445.245	9,14%
FR	France	Kantar Public France	1.013	15/03/2019	25/03/2019	54.097.255	12,54%
HR	Croatia	Hendal	1.010	15/03/2019	25/03/2019	3.796.476	0,88%
IT	Italy	Kantar Italia	1.021	15/03/2019	25/03/2019	52.334.536	12,13%
CY	Rep. Of Cyprus	CYMAR Market Research	505	25/03/2019	26/03/2019	741.308	0,17%
LV	Latvia	Kantar TNS Latvia	1.012	15/03/2019	26/03/2019	1.707.082	0,40%
LT	Lithuania	TNS LT	1.004	15/03/2019	25/03/2019	2.513.384	0,58%
LU	Luxembourg	ILReS	512	15/03/2019	26/03/2019	457.127	0,11%
HU	Hungary	Kantar Hoffmann	1.030	15/03/2019	26/03/2019	8.781.161	2,04%
MT	Malta	MISCO International	497	15/03/2019	27/03/2019	364.171	0,08%
NL	Netherlands	TNS NIPO	1.017	15/03/2019	26/03/2019	13.979.215	3,24%
AT	Austria	Das Österreichische Gallup Institut	1.006	15/03/2019	25/03/2019	7.554.711	1,75%
PL	Poland	Kantar Polska	1.011	15/03/2019	26/03/2019	33.444.171	7,75%
PT	Portugal	Markttest – Marketing, Organização e Formação	1.013	15/03/2019	25/03/2019	8.480.126	1,97%
RO	Romania	Centrul Pentru Studierea Opiniei si Pietei (CSOP)	1.025	15/03/2019	25/03/2019	16.852.701	3,91%
SI	Slovenia	Mediana DOO	1.016	15/03/2019	24/03/2019	1.760.032	0,41%
SK	Slovakia	Kantar Slovakia	1.020	15/03/2019	24/03/2019	4.586.024	1,06%
FI	Finland	Kantar TNS Oy	1.000	15/03/2019	26/03/2019	4.747.810	1,10%
SE	Sweden	Kantar Sifo	1.021	15/03/2019	26/03/2019	7.998.763	1,85%
UK	United Kingdom	Kantar UK Limited	1.021	15/03/2019	26/03/2019	52.651.777	12,20%
TOTAL EU28			27.524	15/03/2019	29/03/2019	431.452.219	100%*

* It should be noted that the total percentage shown in this table may exceed 100% due to rounding

The basic sample design applied in all states is a multi-stage, random (probability) one. In each country, a number of sampling points was drawn with probability proportional to population size (for a total coverage of the country) and to population density.

In order to do so, the sampling points were drawn systematically from each of the "administrative regional units", after stratification by individual unit and type of area. They thus represent the whole territory of the countries surveyed according to the EUROSTAT NUTS II (or equivalent) and according to the distribution of the resident population of the respective nationalities in terms of metropolitan, urban and rural areas.

In each of the selected sampling points, a starting address was drawn, at random. Further addresses (every Nth address) were selected by standard "random route" procedures, from the initial address. In each household, the respondent was drawn, at random (following the "closest birthday rule"). All interviews were conducted face-to-face in people's homes and in the appropriate national language. As far as the data capture is concerned, CAPI (*Computer Assisted Personal Interview*) was used in those countries where this technique was available.

For each country a comparison between the sample and the universe was carried out. The Universe description was derived from Eurostat population data or from national statistics offices. For all countries surveyed, a national weighting procedure, using marginal and intercellular weighting, was carried out based on this Universe description. In all countries, gender, age, region and size of locality were introduced in the iteration procedure. For international weighting (i.e. EU averages), Kantar Public applies the official population figures as provided by EUROSTAT or national statistic offices. The total population figures for input in this post-weighting procedure are listed here.

Readers are reminded that survey results are estimations, the accuracy of which, everything being equal, rests upon the sample size and upon the observed percentage. With samples of about 1,000 interviews, the real percentages vary within the following confidence limits:

Statistical Margins due to the sampling process
(at the 95% level of confidence)

		various observed results are in columns											
		5%	10%	15%	20%	25%	30%	35%	40%	45%	50%		
		95%	90%	85%	80%	75%	70%	65%	60%	55%	50%		
various sample sizes are in rows													
N=50		6.0	8.3	9.9	11.1	12.0	12.7	13.2	13.6	13.8	13.9	N=50	
N=500		1.9	2.6	3.1	3.5	3.8	4.0	4.2	4.3	4.4	4.4	N=500	
N=1000		1.4	1.9	2.2	2.5	2.7	2.8	3.0	3.0	3.1	3.1	N=1000	
N=1500		1.1	1.5	1.8	2.0	2.2	2.3	2.4	2.5	2.5	2.5	N=1500	
N=2000		1.0	1.3	1.6	1.8	1.9	2.0	2.1	2.1	2.2	2.2	N=2000	
N=3000		0.8	1.1	1.3	1.4	1.5	1.6	1.7	1.8	1.8	1.8	N=3000	
N=4000		0.7	0.9	1.1	1.2	1.3	1.4	1.5	1.5	1.5	1.5	N=4000	
N=5000		0.6	0.8	1.0	1.1	1.2	1.3	1.3	1.4	1.4	1.4	N=5000	
N=6000		0.6	0.8	0.9	1.0	1.1	1.2	1.2	1.2	1.3	1.3	N=6000	
N=7000		0.5	0.7	0.8	0.9	1.0	1.1	1.1	1.1	1.2	1.2	N=7000	
N=7500		0.5	0.7	0.8	0.9	1.0	1.0	1.1	1.1	1.1	1.1	N=7500	
N=8000		0.5	0.7	0.8	0.9	0.9	1.0	1.0	1.1	1.1	1.1	N=8000	
N=9000		0.5	0.6	0.7	0.8	0.9	0.9	1.0	1.0	1.0	1.0	N=9000	
N=10000		0.4	0.6	0.7	0.8	0.8	0.9	0.9	1.0	1.0	1.0	N=10000	
N=11000		0.4	0.6	0.7	0.7	0.8	0.9	0.9	0.9	0.9	0.9	N=11000	
N=12000		0.4	0.5	0.6	0.7	0.8	0.8	0.9	0.9	0.9	0.9	N=12000	
N=13000		0.4	0.5	0.6	0.7	0.7	0.8	0.8	0.8	0.9	0.9	N=13000	
N=14000		0.4	0.5	0.6	0.7	0.7	0.8	0.8	0.8	0.8	0.8	N=14000	
N=15000		0.3	0.5	0.6	0.6	0.7	0.7	0.8	0.8	0.8	0.8	N=15000	
		5%	10%	15%	20%	25%	30%	35%	40%	45%	50%		
		95%	90%	85%	80%	75%	70%	65%	60%	55%	50%		

QUESTIONNAIRE

QB1 Have you ever heard of the Charter of Fundamental Rights of the EU?

(READ OUT - ONE ANSWER ONLY)

- Yes, and you know what it is 1
- Yes, but you don't really know what it is 2
- You have never heard of it 3
- No 4
- DK 5

Trend EB77.4 – QP20

READ OUT: The Charter of Fundamental Rights of the EU defines certain political, social and economic rights for citizens in the EU. These rights apply to the areas of dignity, freedoms, equality, solidarity, citizens' rights and justice.

QB2 How informed do you feel you are about the Charter of Fundamental Rights of the EU?

(READ OUT - ONE ANSWER ONLY)

- Very well informed 1
- Fairly well informed 2
- Not very well informed 3
- Not at all informed 4
- You have never heard of it (SPONTANEOUS) 5
- DK 6

Trend EB75.1 – QB1

READ OUT: To simplify, we will use the term Charter throughout the questionnaire.

QB3 Do you think that the Charter is legally binding? In other words, do you think any court in the European Union can ensure that the rights enshrined in the Charter are respected?

(READ OUT - ONE ANSWER ONLY)

- Yes, definitely 1
- Yes, probably 2
- No, probably not 3
- No, definitely not 4
- DK 5

Trend FL416 – Q2

QB4 Please tell me if you think each of the following statements is true or false: The Charter applies...

(READ OUT – ROTATE – ONE ANSWER PER LINE)

		True	False	DK
1	To all actions of EU institutions and bodies, e.g. when EU institutions adopt new legislation	1	2	3
2	To all actions of EU Member States, including on matters of national competence	1	2	3
3	To EU Member States only when they implement EU law	1	2	3

Trend FL416 – Q3

QB5a Imagine that you feel that your rights enshrined in the Charter are being violated, and you want to complain about it. To which institution or body would you turn? Firstly?

(SHOW SCREEN - READ OUT - ONE ANSWER ONLY)

An EU institution, e.g. the European Commission, the European Parliament or the European ombudsman	1
The (NATIONALITY) government	2
The police	3
A court	4
An ombudsman or an independent body in (OUR COUNTRY)	5
A non-governmental organisation (NGO)	6
Other (SPONTANEOUS)	7
None/ You would not complain (SPONTANEOUS)	8
DK	9

Trend FL416 - Q4a

QB5b: ANSWER MENTIONED IN QB5a CANNOT BE PROPOSED IN QB5b (EXCEPT CODE 7)

QB5b Imagine that you feel that your rights enshrined in the Charter are being violated, and you want to complain about it. To which institution or body would you turn? Firstly?

(SHOW SCREEN - READ OUT - MULTIPLE ANSWERS POSSIBLE)

An EU institution, e.g. the European Commission, the European Parliament or the European ombudsman	1,
The (NATIONALITY) government	2,
The police	3,
A court	4,
An ombudsman or an independent body in (OUR COUNTRY)	5,
A non-governmental organisation (NGO)	6,
Other (SPONTANEOUS)	7
None/ You would not complain (SPONTANEOUS)	8
DK	9

Trend FL416 - Q4b

QB6 Would you be interested or not in having more information about the following aspects of the Charter?





























(READ OUT - ROTATE - ONE ANSWER PER LINE)

		Very interested	Fairly interested	Not very interested	Not at all interested	DK
1	Where to turn if your rights, as enshrined in the Charter, are violated, e.g. a competent court or a body which can handle complaints	1	2	3	4	5
2	The content of the Charter, defining your fundamental rights as an EU citizen	1	2	3	4	5
3	When the Charter applies and when it does not	1	2	3	4	5
4	The historical and political context of the Charter, when it was adopted, by whom, etc.	1	2	3	4	5

Trend FL416 - Q3

TABLES

QB1 Have you ever heard of the Charter of Fundamental Rights of the EU? (%)

		Yes, and you know what it is		Yes, but you don't really know what it is		No		Don't know	Total 'Yes'	
		EB91.2	Diff. EB91.2 - EB77.4*	EB91.2	Diff. EB91.2 - EB77.4*	EB91.2	Diff. EB91.2 - EB77.4*	EB91.2	EB91.2	Diff. EB91.2 - EB77.4*
EU28		12	5	30	-2	57	-2	1	42	3
BE		7	2	30	0	63	-1	0	37	2
BG		12	5	34	-8	52	4	2	46	-3
CZ		26	12	37	-13	37	1	0	63	-1
DK		6	4	24	-3	69	-2	1	30	1
DE		15	8	37	-1	46	-7	2	52	7
EE		13	7	46	2	40	-10	1	59	9
IE		14	8	28	-7	58	5	0	42	1
EL		11	6	25	-5	64	0	0	36	1
ES		18	10	23	-2	59	-7	0	41	8
FR		5	3	31	1	64	-4	0	36	4
HR		20	N.A.	39	N.A.	40	N.A.	1	59	N.A.
IT		12	3	31	-4	57	4	0	43	-1
CY		9	3	24	-1	67	-2	0	33	2
LV		8	4	34	1	58	-4	0	42	5
LT		9	3	35	0	56	-1	0	44	3
LU		19	9	40	-1	40	-9	1	59	8
HU		5	1	24	-6	71	6	0	29	-5
MT		15	8	23	-6	61	0	1	38	2
NL		10	2	44	1	46	-3	0	54	3
AT		19	7	38	-7	42	1	1	57	0
PL		15	4	20	-10	64	7	1	35	-6
PT		11	6	32	0	57	-5	0	43	6
RO		7	3	23	-8	70	13	0	30	-5
SI		17	8	48	2	35	-9	0	65	10
SK		17	8	41	-6	41	-3	1	58	2
FI		13	7	45	2	42	-8	0	58	9
SE		19	12	50	-5	31	-5	0	69	7
UK		9	7	21	4	69	-10	1	30	11

*Evolution 06/2012 (EB77.4, EU27) - 03/2019 (EB91.2, EU28)






























QB2 How informed do you feel you are about the Charter of Fundamental Rights of the EU?
(%)

		Very well informed		Fairly well informed		Not very well informed		Not at all informed		You have never heard of it (SPONTANEOUS)		Don't know	Total 'Informed'		Total 'Not informed'	
		EB91.2	Diff. EB91.2 - EB75.1*	EB91.2	Diff. EB91.2 - EB75.1*	EB91.2	Diff. EB91.2 - EB75.1*	EB91.2	Diff. EB91.2 - EB75.1*	EB91.2	Diff. EB91.2 - EB75.1*		EB91.2	Diff. EB91.2 - EB75.1*	EB91.2	Diff. EB91.2 - EB75.1*
EU28		2	0	14	2	34	-2	38	2	11	-2	1	16	2	72	0
BE		2	0	11	1	40	6	45	4	2	-11	0	13	1	85	10
BG		3	3	12	3	33	-7	42	3	9	0	1	15	6	75	-4
CZ		3	1	21	1	35	-10	37	8	4	1	0	24	2	72	-2
DK		2	1	10	-2	29	-13	43	12	15	1	1	12	-1	72	-1
DE		2	0	14	1	40	-3	27	-9	16	11	1	16	1	67	-12
EE		2	1	15	3	46	0	32	-2	4	-2	1	17	4	78	-2
IE		5	3	17	4	29	3	40	10	8	-20	1	22	7	69	13
EL		3	2	10	0	27	1	50	14	10	-17	0	13	2	77	15
ES		3	2	13	4	27	-6	45	-10	12	11	0	16	6	72	-16
FR		1	0	9	2	34	-2	44	8	12	-7	0	10	2	78	6
HR		4	N.A	21	N.A	37	N.A	36	N.A	2	N.A	0	25	N.A	73	N.A
IT		2	-1	16	-2	35	4	31	6	15	-5	1	18	-3	66	10
CY		2	-1	10	1	29	-7	53	13	6	-6	0	12	0	82	6
LV		2	2	13	7	41	8	35	-5	8	-13	1	15	9	76	3
LT		2	1	11	4	40	8	37	-8	10	1	0	13	5	77	0
LU		4	1	24	2	34	-8	26	8	10	-4	2	28	3	60	0
HU		2	1	14	5	28	-2	44	7	11	-11	1	16	6	72	5
MT		4	2	13	3	23	-8	49	17	10	-12	1	17	5	72	9
NL		2	0	16	4	38	-4	43	14	1	-13	0	18	4	81	10
AT		6	4	23	7	37	-1	25	-2	8	-9	1	29	11	62	-3
PL		3	2	19	9	27	-10	38	7	12	-8	1	22	11	65	-3
PT		1	1	13	2	38	12	30	7	18	-21	0	14	3	68	19
RO		3	2	15	8	28	0	45	7	8	-15	1	18	10	73	7
SI		3	1	20	4	48	3	24	-2	5	-5	0	23	5	72	1
SK		4	1	19	3	36	-8	35	3	5	1	1	23	4	71	-5
FI		2	2	20	10	45	-4	31	-5	2	-3	0	22	12	76	-9
SE		3	1	25	8	50	-10	20	0	2	1	0	28	9	70	-10
UK		3	1	14	3	31	-3	42	-1	9	0	1	17	4	73	-4






























*Evolution 02-03/2011 (EB75.1, EU27) - 03/2019 (EB91.2, EU28)

QB3 Do you think that the Charter is legally binding? In other words, do you think any court in the European Union can ensure that the rights enshrined in the Charter are respected?






























(%)

		Yes, definitely	Yes, probably	No, probably not	No, definitely not	Don't know	Total 'Yes'	Total 'No'
EU28		11	37	20	8	24	48	28
BE		8	46	28	10	8	54	38
BG		10	38	10	6	36	48	16
CZ		21	41	17	5	16	62	22
DK		11	26	28	13	22	37	41
DE		14	34	21	7	24	48	28
EE		9	36	16	5	34	45	21
IE		12	41	16	8	23	53	24
EL		10	41	20	8	21	51	28
ES		10	30	18	14	28	40	32
FR		10	35	19	10	26	45	29
HR		10	46	18	8	18	56	26
IT		9	39	22	11	19	48	33
CY		11	37	15	11	26	48	26
LV		12	42	16	4	26	54	20
LT		17	39	13	8	23	56	21
LU		9	37	22	7	25	46	29
HU		8	44	18	13	17	52	31
MT		11	47	6	9	27	58	15
NL		22	44	21	5	8	66	26
AT		19	42	21	7	11	61	28
PL		8	38	15	6	33	46	21
PT		7	47	13	3	30	54	16
RO		13	44	16	8	19	57	24
SI		18	44	16	11	11	62	27
SK		13	47	14	10	16	60	24
FI		8	53	26	4	9	61	30
SE		20	43	28	5	4	63	33
UK		9	32	20	8	31	41	28






























QB4.1 Please tell me if you think each of the following statements is true or false: The Charter applies...
To all actions of EU institutions and bodies, e.g. when EU institutions adopt new legislation (%)

		True	False	Don't know
EU28		46	15	39
BE		55	19	26
BG		41	7	52
CZ		55	13	32
DK		46	19	35
DE		48	14	38
EE		36	5	59
IE		51	12	37
EL		45	17	38
ES		40	14	46
FR		36	13	51
HR		60	15	25
IT		43	22	35
CY		39	10	51
LV		44	12	44
LT		46	7	47
LU		47	7	46
HU		56	15	29
MT		46	3	51
NL		71	10	19
AT		54	20	26
PL		49	12	39
PT		45	6	49
RO		56	16	28
SI		49	17	34
SK		47	15	38
FI		59	13	28
SE		68	14	18
UK		37	13	50






























QB4.2 Please tell me if you think each of the following statements is true or false: The Charter applies...
To all actions of EU Member States, including on matters of national competence (%)

		True	False	Don't know
EU28		38	21	41
BE		43	29	28
BG		40	7	53
CZ		44	22	34
DK		30	34	36
DE		35	24	41
EE		29	12	59
IE		48	15	37
EL		42	20	38
ES		33	20	47
FR		28	21	51
HR		55	19	26
IT		40	24	36
CY		33	12	55
LV		40	13	47
LT		45	9	46
LU		35	18	47
HU		49	22	29
MT		47	4	49
NL		49	29	22
AT		46	28	26
PL		46	15	39
PT		43	8	49
RO		54	17	29
SI		47	19	34
SK		44	17	39
FI		49	23	28
SE		50	30	20
UK		34	14	52






























QB4.3 Please tell me if you think each of the following statements is true or false: The Charter applies...
To EU Member States only when they implement EU law (%)

		True	False	Don't know
EU28		42	18	40
BE		54	21	25
BG		41	7	52
CZ		40	24	36
DK		40	22	38
DE		48	16	36
EE		33	8	59
IE		49	14	37
EL		49	17	34
ES		37	17	46
FR		32	16	52
HR		54	22	24
IT		42	24	34
CY		42	12	46
LV		40	14	46
LT		46	9	45
LU		42	15	43
HU		56	16	28
MT		36	12	52
NL		46	32	22
AT		46	28	26
PL		44	16	40
PT		41	10	49
RO		54	18	28
SI		40	24	36
SK		43	17	40
FI		39	27	34
SE		45	35	20
UK		36	14	50






























QB4T Index Knowledge about when Charter apply (%)

		3 correct answers	2 correct answers	1 correct answers	0 correct answers	Don't know
EU28		7	32	22	4	35
BE		15	35	23	4	23
BG		2	34	17	3	44
CZ		8	33	27	4	28
DK		14	27	25	4	30
DE		10	33	24	3	30
EE		6	24	15	2	53
IE		4	43	17	4	32
EL		5	37	26	5	27
ES		6	29	20	3	42
FR		8	22	21	4	45
HR		6	47	22	4	21
IT		6	34	23	6	31
CY		3	32	20	2	43
LV		4	32	22	3	39
LT		4	37	15	3	41
LU		9	28	22	3	38
HU		8	45	20	3	24
MT		3	30	18	2	47
NL		15	34	33	4	14
AT		11	34	28	9	18
PL		5	37	17	5	36
PT		3	36	14	2	45
RO		5	47	19	4	25
SI		4	34	29	4	29
SK		3	37	24	3	33
FI		9	31	33	2	25
SE		15	30	37	5	13
UK		3	30	17	2	48






























QB5a Imagine that you feel that your rights enshrined in the Charter are being violated, and you want to complain about it. To which institution or body would you turn? Firstly?
(%)

		An EU institution, e.g. the European Commission, the European Parliament or the European ombudsman	The (NATIONALITY) government	The police	A court	An ombudsman or an independent body in (OUR COUNTRY)	A non-governmental organisation (NGO)	Other (SPONTANEOUS)	None/ You would not complain (SPONTANEOUS)	Don't know
EU28		18	8	20	14	15	4	1	6	14
BE		24	8	25	16	18	3	0	2	4
BG		15	3	17	17	17	2	1	8	20
CZ		15	5	20	17	24	2	1	6	10
DK		16	7	27	10	19	2	1	5	13
DE		20	5	15	15	15	3	2	9	16
EE		12	5	22	22	9	1	0	8	21
IE		16	15	16	9	25	6	0	4	9
EL		9	5	39	20	9	3	1	6	8
ES		20	9	23	12	16	1	0	4	15
FR		20	7	28	14	10	5	0	4	12
HR		20	4	22	14	14	6	1	8	11
IT		20	8	20	23	8	5	0	5	11
CY		19	14	21	17	6	3	1	11	8
LV		14	5	22	15	17	3	1	7	16
LT		8	6	34	24	3	4	1	11	9
LU		16	10	33	11	14	2	0	4	10
HU		14	8	18	17	16	5	0	10	12
MT		11	6	16	12	23	6	1	4	21
NL		27	6	14	13	35	1	0	1	3
AT		15	7	14	16	16	10	1	12	9
PL		13	4	19	12	26	3	0	7	16
PT		15	7	24	13	6	2	0	9	24
RO		24	6	17	15	5	7	1	8	17
SI		15	2	12	13	40	2	1	11	4
SK		16	4	19	14	24	5	1	8	9
FI		15	2	24	10	37	5	0	2	5
SE		29	4	23	16	18	2	0	2	6
UK		13	18	15	6	17	5	0	4	22

QB5T Imagine that you feel that your rights enshrined in the Charter are being violated, and you want to complain about it. To which institution or body would you turn? Firstly? And then? (MULTIPLE ANSWERS POSSIBLE)
(%)






























		An EU institution, e.g. the European Commission, the European Parliament or the European ombudsman	The (NATIONALITY) government	The police	A court	An ombudsman or an independent body in (OUR COUNTRY)	A non-governmental organisation (NGO)	Other (SPONTANEOUS)	None/ You would not complain (SPONTANEOUS)	Don't know
EU28		34	19	32	36	34	13	3	8	14
BE		42	23	41	41	44	13	3	5	3
BG		33	12	27	34	42	6	2	9	20
CZ		32	14	35	42	46	8	4	9	10
DK		32	20	40	30	36	8	4	9	13
DE		35	13	22	34	34	10	5	10	16
EE		26	11	32	43	20	6	3	12	21
IE		36	32	31	23	47	20	2	7	9
EL		26	13	59	57	34	12	5	8	7
ES		36	23	34	32	32	7	2	8	15
FR		34	19	39	40	27	16	2	6	12
HR		40	11	37	34	38	19	4	10	11
IT		38	22	38	49	25	13	2	6	11
CY		38	28	38	41	16	12	1	16	8
LV		29	13	32	39	32	10	2	10	16
LT		21	17	46	57	12	13	5	13	9
LU		33	24	42	35	31	9	5	6	10
HU		27	18	33	39	35	16	2	14	12
MT		31	18	27	32	39	15	3	5	21
NL		51	24	23	37	64	8	3	3	3
AT		33	20	28	37	40	25	4	14	9
PL		28	11	32	32	47	13	2	8	16
PT		30	20	35	37	19	8	2	10	24
RO		41	20	35	38	17	20	3	12	17
SI		40	4	25	37	61	14	5	19	4
SK		36	11	37	38	44	21	3	11	9
FI		36	8	42	29	63	19	1	8	5
SE		52	15	40	37	44	12	3	6	5
UK		26	32	23	19	32	15	3	6	22

QB6.1 Would you be interested or not in having more information about the following aspects of the Charter?
Where to turn if your rights, as enshrined in the Charter, are violated, e.g. a competent court or a body which can handle complaints (%)






























		Very interested	Fairly interested	Not very interested	Not at all interested	Don't know	Total 'Interested'	Total 'Not interested'
EU28		21	39	20	15	5	60	35
BE		24	44	22	9	1	68	31
BG		29	42	16	8	5	71	24
CZ		16	37	22	20	5	53	42
DK		28	28	17	18	9	56	35
DE		18	36	25	16	5	54	41
EE		12	29	29	20	10	41	49
IE		21	41	15	15	8	62	30
EL		34	41	13	11	1	75	24
ES		20	33	22	18	7	53	40
FR		25	39	16	14	6	64	30
HR		26	40	20	13	1	66	33
IT		26	41	20	9	4	67	29
CY		53	24	9	9	5	77	18
LV		19	39	19	17	6	58	36
LT		23	35	21	16	5	58	37
LU		24	47	9	10	10	71	19
HU		16	34	27	19	4	50	46
MT		32	44	5	5	14	76	10
NL		25	45	21	8	1	70	29
AT		24	43	21	9	3	67	30
PL		23	45	21	9	2	68	30
PT		11	50	26	10	3	61	36
RO		25	41	20	10	4	66	30
SI		22	26	24	25	3	48	49
SK		16	51	16	10	7	67	26
FI		12	41	30	14	3	53	44
SE		32	44	15	8	1	76	23
UK		13	31	18	28	10	44	46

QB6.2 Would you be interested or not in having more information about the following aspects of the Charter?






























The content of the Charter, defining your fundamental rights as an EU citizen (%)

		Very interested	Fairly interested	Not very interested	Not at all interested	Don't know	Total 'Interested'	Total 'Not interested'
EU28		21	39	20	15	5	60	35
BE		23	44	23	9	1	67	32
BG		26	44	16	8	6	70	24
CZ		16	36	23	19	6	52	42
DK		27	31	16	17	9	58	33
DE		20	39	22	15	4	59	37
EE		11	32	28	20	9	43	48
IE		22	39	16	15	8	61	31
EL		34	41	13	11	1	75	24
ES		20	33	22	18	7	53	40
FR		25	38	16	15	6	63	31
HR		25	40	21	13	1	65	34
IT		25	41	20	10	4	66	30
CY		50	25	10	10	5	75	20
LV		17	39	20	17	7	56	37
LT		21	35	23	16	5	56	39
LU		22	48	10	10	10	70	20
HU		15	35	26	19	5	50	45
MT		33	42	6	5	14	75	11
NL		27	45	20	7	1	72	27
AT		26	41	22	8	3	67	30
PL		24	45	20	9	2	69	29
PT		12	50	25	9	4	62	34
RO		23	42	20	11	4	65	31
SI		20	26	25	26	3	46	51
SK		15	51	16	10	8	66	26
FI		11	43	29	15	2	54	44
SE		31	46	14	8	1	77	22
UK		11	31	19	29	10	42	48






























QB6.3 Would you be interested or not in having more information about the following aspects of the Charter?
When the Charter applies and when it does not (%)

		Very interested	Fairly interested	Not very interested	Not at all interested	Don't know	Total 'Interested'	Total 'Not interested'
EU28		20	39	21	15	5	59	36
BE		22	46	21	10	1	68	31
BG		27	44	16	8	5	71	24
CZ		16	35	24	20	5	51	44
DK		27	29	17	18	9	56	35
DE		18	38	24	16	4	56	40
EE		10	28	32	20	10	38	52
IE		21	40	16	15	8	61	31
EL		32	40	15	12	1	72	27
ES		18	34	23	17	8	52	40
FR		25	37	16	16	6	62	32
HR		24	40	21	13	2	64	34
IT		23	43	21	9	4	66	30
CY		49	26	9	11	5	75	20
LV		16	38	21	18	7	54	39
LT		21	36	22	16	5	57	38
LU		22	47	10	10	11	69	20
HU		12	38	26	19	5	50	45
MT		32	43	6	5	14	75	11
NL		24	48	19	8	1	72	27
AT		27	39	21	10	3	66	31
PL		23	44	21	9	3	67	30
PT		11	51	25	9	4	62	34
RO		22	43	21	10	4	65	31
SI		19	27	25	26	3	46	51
SK		14	51	17	10	8	65	27
FI		9	41	31	16	3	50	47
SE		32	43	14	9	2	75	23
UK		11	31	18	30	10	42	48

QB6.4 Would you be interested or not in having more information about the following aspects of the Charter?
The historical and political context of the Charter, when it was adopted, by whom, etc. (%)

		Very interested	Fairly interested	Not very interested	Not at all interested	Don't know	Total 'Interested'	Total 'Not interested'
EU28		13	34	29	19	5	47	48
BE		15	36	34	14	1	51	48
BG		13	41	27	13	6	54	40
CZ		9	26	32	28	5	35	60
DK		14	24	28	25	9	38	53
DE		11	32	32	20	5	43	52
EE		6	20	39	25	10	26	64
IE		18	36	20	18	8	54	38
EL		19	40	22	18	1	59	40
ES		13	30	29	20	8	43	49
FR		15	30	27	21	7	45	48
HR		15	35	32	17	1	50	49
IT		16	41	28	11	4	57	39
CY		38	24	19	14	5	62	33
LV		11	32	28	22	7	43	50
LT		13	34	29	20	4	47	49
LU		13	42	22	13	10	55	35
HU		10	28	34	23	5	38	57
MT		24	41	10	11	14	65	21
NL		10	30	39	20	1	40	59
AT		19	34	26	17	4	53	43
PL		14	44	28	12	2	58	40
PT		8	46	30	12	4	54	42
RO		19	42	23	12	4	61	35
SI		10	20	33	34	3	30	67
SK		9	46	21	16	8	55	37
FI		6	24	45	22	3	30	67
SE		16	34	33	16	1	50	49
UK		9	28	22	31	10	37	53

QB6T Would you be interested or not in having more information about the following aspects of the Charter? (%)

		Total 'Interested'	Total 'Not interested'	Don't know
EU28		65	30	5
BE		74	25	1
BG		75	20	5
CZ		60	36	4
DK		62	29	9
DE		63	34	3
EE		47	44	9
IE		65	28	7
EL		78	21	1
ES		56	37	7
FR		68	26	6
HR		72	27	1
IT		73	23	4
CY		79	17	4
LV		63	31	6
LT		61	35	4
LU		73	18	9
HU		59	37	4
MT		77	9	14
NL		81	18	1
AT		78	20	2
PL		72	26	2
PT		63	34	3
RO		77	19	4
SI		52	45	3
SK		70	23	7
FI		62	36	2
SE		84	15	1
UK		46	44	10