



External trade statistics

**USER'S GUIDE**



**STATISTICAL OFFICE OF THE EUROPEAN COMMUNITIES**

L-2920 Luxembourg - Tél. 430 11, Télex: Comeur Lu 3423

B-1049 Bruxelles, Bâtiment Berlaymont, Rue de la Loi 200 (Bureau de liaison) – Tél. 235 11 11

External trade statistics

**USER'S GUIDE**

First edition, 1982

This publication is also available in the following languages:

DA ISBN 92-825-2847-2  
DE ISBN 92-825-2689-5  
GR ISBN 92-825-2848-0  
FR ISBN 92-825-2691-7  
IT ISBN 92-825-2849-9  
NL ISBN 92-825-2850-2

Cataloguing data can be found at the end of this publication

Luxembourg: Office for Official Publications of the European Communities, 1982

ISBN 92-825-2690-9

Catalogue number: CA-32-81-964-EN-C

*Printed in the FR of Germany*

---

## PREFACE

---

*The Statistical Office of the European Communities (Eurostat) compiles statistics on the external trade of the Community and trade between Member States. The basic data are collected, processed and forwarded regularly by the Member States.*

*These statistics form the basis for a large number of Eurostat productions catering for various requirements of the Community institutions and of outside users. The uses to which they are put range from the detailed level needed to conduct multilateral and bilateral negotiations under the common commercial policy to the more aggregated level required for the purposes of economic forecasts and analyses. Statistics on external trade constitute the cornerstone of sectoral or overall analyses and must therefore be tailored to suit these applications.*

*Consequently, Community productions relating to external trade have over the years branched out and become more and more diversified and the need for a user's guide has become apparent.*

*On a parallel with this, the proliferation of dissemination media has led to a more widespread and flexible use of the data available. Alongside the traditional methods of dissemination on paper there are now microfiches, magnetic tapes and on-line data banks. These new media necessitate improved guidance as regards access, choice and utilization and also as regards the definitions and basic methods adopted for the compilation of these statistics.*

*In this guide Eurostat provides, for the first time, specific information on the data published. Its aim is twofold:*

- *to provide the basic methodological information required for using Eurostat's external trade statistics;*
- *to give the user guidance as to the various ways and means of obtaining the statistical information he seeks.*

*The reader will thus find:*

- (I) a methodological guide;*
- (II) a guide to Eurostat productions;*
- (III) a list of prices and useful addresses.*

*This brief guide in no way purports to be a handbook on external trade statistics methodology, but does none the less give some idea of the substantial and painstaking effort made over the years by the Committee on External Trade Statistics in conjunction with the representatives of the Member States. Eurostat remains at the disposal of any users particularly interested in the methodological aspects for any further information they may require.*

*Eurostat would also like to take this opportunity to express its gratitude to the national authorities for their cooperation. It goes without saying that the high standard of their work stands as a guarantee for the reliability of Community statistics.*



# CONTENTS

## I - METHODOLOGICAL GUIDE

<b>Legal basis</b> .....	7	Statistical systems .....	14
<b>Definitions and methods</b> .....	7	Units .....	14
Aims .....	7	Confidentiality .....	14
Scope .....	7	Statistical threshold .....	14
System .....	7	Periodicity .....	14
Statistical territory .....	7	Media .....	14
Goods .....	7	Magnetic tapes .....	15
Exclusions and simplifications .....	7	Printed publications .....	15
Data recorded .....	8	Microfiches .....	16
Statistical value .....	8	Classification of the data .....	17
Trading partners .....	8	List of publications .....	19
Statistical confidentiality .....	8	Description of publications .....	22
<b>Nomenclatures</b> .....	8	<i>CRONOS</i> .....	28
Countries .....	8	Introduction .....	28
Goods .....	8	FRIC — File on international trade relations .....	28
NIMEXE .....	8	QUIC — Quarterly information on commodity trade .....	28
CCT .....	8	SNAG — NIMEXE statistics on the main agricultural products .....	30
SITC .....	8	Preparation of the Monthly Bulletin .....	30
<i>Ad hoc</i> nomenclatures .....	8	<i>EURONET</i> .....	33
NACE/CLIO .....	8	Introduction .....	33
Summary chart .....	8	CRONOS - Eurostat .....	33
<b>Data collection and transmission</b> .....	9	COMEXT - Eurostat .....	33
Source .....	9	<i>SIENA</i> .....	33
Declarations .....	9	<i>Analysis of external trade statistics</i> .....	34
Reference period and delivery times .....	9	<b>Other statistics</b> .....	35
<b>Discrepancies</b> .....	9	Statistics on the external trade of the	
Community and national statistics .....	9	ACP countries .....	35
Importing and exporting countries' statistics .....	9	CRONOS - ZCAI .....	35
<b>Non-Community statistics</b> .....	9	ACP - Yearbook of external trade statistics .....	35
<b>II - GUIDE TO EUROSTAT PRODUCTIONS</b>		Third country statistics .....	36
<b>Community statistics</b> .....	11	CRONOS - ZPVD .....	36
Diagram of Community external trade statistics .....	11	Statistical data bases on third countries' external trade .....	36
<i>Publications</i> .....	12	<b>III - USEFUL INFORMATION</b>	
Plan of general programme of community foreign trade statistics .....	12	Price-list of publications .....	37
Main characteristics .....	12	Useful addresses .....	41
Countries .....	14	Community legislation concerning foreign trade statistics .....	42
Flow .....	14		







Methodological guide



---

# METHODOLOGY

---

## LEGAL BASIS

The statistics on Community external trade and trade between Member States are based on Community legislation which is directly applicable in the Member States. The methodology (in the widest sense of the term) is laid down by Council Regulation No 1736/75<sup>1</sup> and by various implementing regulations deriving therefrom. The classification of goods is set out in Council Regulations Nos 1445/72 and 3065/75.

## DEFINITIONS AND METHODS

### Aims

The statistics on Community external trade and trade between Member States serve a large number of purposes, including:

trade negotiations;  
monitoring of economic trends;  
monitoring of various flows of goods;  
balance of payments;  
national accounts;  
market analyses;  
supply balance sheets;  
budgetary control, etc.

The number and nature of the items making up these statistics depend on these various aims.

### Scope

The statistics on Community external trade and trade between Member States cover all goods:

- entering or leaving the statistical territory of the Community;
- moving between the statistical territories of the Member States.

However, the Community statistics do not include at present the transit and warehousing statistics referred to in Article 2 of Regulation 1736/75. Eurostat publishes the figures for *special trade* as opposed to general trade, which includes warehousing traffic.

---

<sup>1</sup> OJ L 183/3 of 14. 7. 1975.

## System

*Special trade* covers the following statistical systems:<sup>2</sup>

- imports of goods placed in free circulation and/or released for consumption on arrival or on leaving warehouses, imports for inward processing and imports after outward processing;
- exports of goods originating in the Community or in free circulation there, exports after inward processing and exports for outward processing.

## Statistical territory

The statistical territory of the Community comprises its customs territory apart from the French overseas 'départements' and Greenland. The statistical territory of the Federal Republic of Germany and, consequently, that of the Community include West Berlin. Trade between the Federal Republic of Germany and the German Democratic Republic is not included in the former's external trade statistics nor, consequently, in those of the Community.

The continental shelf is attributed to the statistical territory of the Member State which claims it.

## Goods

The goods covered by the Community statistics are exclusively movable goods.

## Exclusions and simplifications

The Community statistics do not include data on goods:

- which appear in the list of exclusions set out in Annex B to the abovementioned regulation (e.g. legal tender, goods for diplomatic and similar use, imports and exports of a transitory nature, etc.);
- whose value or weight is below the national statistical threshold defined in accordance with Article 24 of the said regulation;
- to which specific arrangements apply (e.g. certain repairs, certain transactions effected by national and foreign armed forces, monetary gold, etc.).

---

<sup>2</sup> For definitions see Commission Regulation (EEC) No 546/77, OJ L 70/13 of 17. 3. 1977.

### Data recorded

The following data are recorded for each type of goods:

statistical system;  
country of origin or consignment for imports;  
country of destination for exports;  
statistical value;  
net weight;  
supplementary units of measurement for certain goods.

### Statistical value

For imports, the statistical value is equal to the customs value or to a value determined by reference to the concept of customs value (in the case of imports from other Member States, for example). It is the cif value.

For exports, the statistical value is taken as the value of the goods at the place and time they leave the statistical territory of the exporting Member State. It is the fob value.

### Trading partners

For imports of goods originating in third countries which are not in free circulation in the Community, the country of origin is given in the Community statistics. For goods originating, or in free circulation in the Community, the country of consignment is given. The country of destination is stated for exports. Some examples are given on page 18.

### Statistical confidentiality

The forwarding of data by the Member States and the publication of results are subject to special precautions when the data refer to a limited number of firms whose anonymity must be respected. In order to prevent identification, the relevant figures are not published separately.

## NOMENCLATURES

### Countries

The Community results are broken down by country of origin, consignment and destination in accordance with the country nomenclature for the external trade statistics of the Community and statistics of trade between Member States (Geonom).

The Geonom is covered by Regulation No 1736/75 and an updated version is published each year in the Official Journal<sup>1</sup> and in a handbook giving useful information about the countries considered individually or grouped into economic areas.

---

<sup>1</sup> 1981: Commission Regulation (EEC) No 3488/80 of 23 December 1980, OJ L 365 of 31. 12. 1980.

The headings are identified by a three-digit numerical code, structured by continents and major regions and within each region, according to the geographical position of each country or territory, the progression being in principle from west to east along the successive parallels from north to south.

### Goods

#### NIMEXE

*Nomenclature of goods for the external trade statistics of the Community and statistics of trade between Member States (NIMEXE)*

The NIMEXE headings correspond to headings in the nomenclature used for the classification of goods in the customs tariffs (Customs Cooperation Council Nomenclature, abbreviated to CCCN) and to subheadings of the Common Customs Tariff (CCT) nomenclature, provided they have not been combined or replaced by statistical subdivisions, or to the statistical subdivisions of the CCCN headings and subheadings of the CCT nomenclature. In addition, certain headings meet specific requirements outside this framework (complete industrial plant, goods carried by post, goods declared as ship's stores, etc.).

Each NIMEXE heading is identified by its code number, its designation and, where appropriate, its supplementary unit. The code comprises six digits, the first four corresponding to the CCCN headings and the last two specifying the NIMEXE headings.

The NIMEXE comprises approximately 7 500 six-digit headings, 1 100 four-digit headings and 99 two-digit chapters. It is amended each year by regulation<sup>2</sup> and published in the Official Journal of the European Communities.

#### CCT

*Common Customs Tariff (CCT) nomenclature*

The CCT nomenclature is used for tariff statistics. The code is a numerical one up to the level of the CCCN (four digits) and alphanumerical for the tariff subheadings. For publication of the results this code is transformed into a specific six-digit numerical code.

The CCT nomenclature comprises approximately 3 500 headings. It is amended each year by regulation<sup>3</sup> and published in the Official Journal of the European Communities.

---

<sup>2</sup> 1981: Council Regulation (EEC) No 3285/80 of 19 December 1980, OJ L 346 of 22. 12. 1980.

<sup>3</sup> 1981: Council Regulation (EEC) No 3002/80 of 28 October 1980, OJ L 315 of 24. 11. 1980.

**SITC**

*Standard International Trade Classification (SITC Rev. 2) of the United Nations Organization*

The SITC is used primarily for economic analysis. The present version, the 1974 Revision 2, is covered by a resolution of the UN Economic and Social Council of 7 May 1975. It was published by the UN Department of Economic and Social Affairs, Statistical Office, under the reference 'Statistical studies, series M, No 34, New York, 1976'.

The SITC Rev. 2 comprises 1924 headings designated by a five-digit code. The basic headings are grouped together into 10 sections, 69 divisions, 233 groups and 786 sub-groups designated respectively by the first, the first two, the first three and the first four digits of the code.

**Ad hoc nomenclature**

To permit monitoring of cyclical trends (sensitivity of the textiles, petroleum, etc. sectors) or as a result of international agreements (generalized preferences, ACP

countries' trade), specific nomenclatures derived from the NIMEXE have been drawn up to enable the Commission departments to keep a close watch on trade in these products.

**NACE/CLIO**

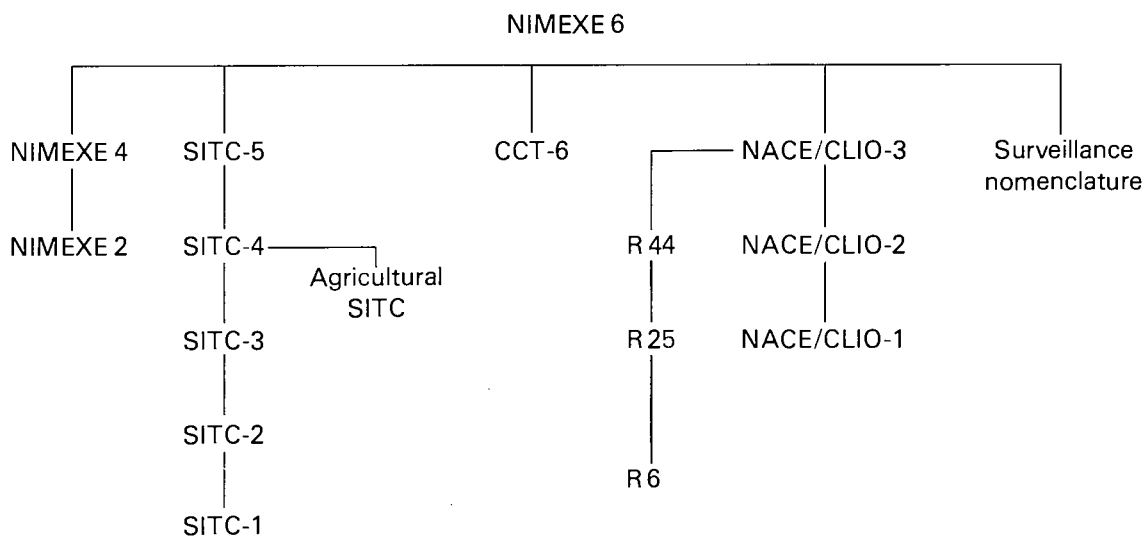
The NACE/CLIO is a classification of goods derived from the General Industrial Classification of Economic Activities within the European Communities<sup>3</sup> and is used for compiling the input-output tables in the European system of national accounts.

Two modules are produced:

- module 2911 covering the groups (three digits), branches (two digits) and divisions (one digit) of the NACE/CLIO;
- module 2912 comprising the amalgamations of the three-digit groups into 44, 25 and 6 branches, designated R44, R25 and R6.

<sup>1</sup> NACE, Eurostat 1970.

**Summary chart**  
(The numbers refer to the digits which make up the code.)



## DATA COLLECTION AND TRANSMISSION

### Source

The results which the Member States forward to Eurostat in standardized form constitute the sole source of Community statistics since 1979.

### Declarations

Generally speaking, imports and exports are recorded statistically on the basis of the customs declarations made by the declarant at the time of customs clearance. In some Member States certain firms are allowed to submit a computerized summary declaration.

### Reference period and delivery times

The reference period is the calendar month. The data supplied by the Member States have to be classified in the calendar month of the date of registration of the customs declaration or, failing that, on the date of the statistical declaration.

The monthly results are sent to the Statistical Office of the European Communities (SOEC) by the Member States at the latest six weeks after the end of the reference month. For specific data limited to certain products, shorter deadlines are laid down.

## DISCREPANCIES

Comparison of the statistics on Community external trade and trade between Member States with the results published by the Member States themselves or by other bodies reveals discrepancies between:

- the national and Community statistics for the same variable;
- the figures of the importing and exporting countries for the same reference period.

### Community and national statistics

The discrepancies between the Community and national figures are due to differences in methodology. For example, for goods originating in third countries which are not in free circulation in the Community, the Community statistics require the country of origin to be stated (which is supplied by the Member States), whereas certain Member States systematically use the country of consignment in their national statistics. The reverse may happen in the case of goods originating or in free circulation in the Community, etc.

### Importing and exporting countries' statistics

The discrepancies between the figures of an importing country and those of the relevant exporting country are quite substantial in some cases and are due to a variety of causes.

It is possible that the goods recorded as exports by the exporting Member State

- are not recorded in the imports of the corresponding importing Member State because on arrival at their destination they are placed under a transit procedure or in a customs warehouse;
- are recorded in the imports of the importing country with a different value, not only because of the rule 'exports — fob and imports — cif', but above all as a result of special situations such as: trade between subsidiary companies revalued on importation, inclusion or exclusion of monetary compensatory amounts on agricultural products, declaration of the value to be used for calculating VAT as the statistical value;
- are recorded in the imports of the trading partner,
  - during a later period (effect on the overall figures and the figures by type of goods);
  - under a different statistical heading (effect on the figures by type of goods);
- are recorded in the trading partner's imports according to different methods,
  - because all the cases in which the regulation may apply have not yet been settled (stores, postal consignments, confidential data, aircraft maintenance, etc.);
  - because it is impossible to eliminate all the errors in the returns of data or in the processing and forwarding of results;
  - because there are still a number of fraudulent declarations.

There are also discrepancies between Eurostat's figures and those published by other international organizations (UN, OECD, etc.). These are due mainly to differences in the definitions and methods used.

## NON-COMMUNITY STATISTICS

The sources of these statistics are given for each specific case. The definitions and methods described above do not necessarily apply to such statistics.

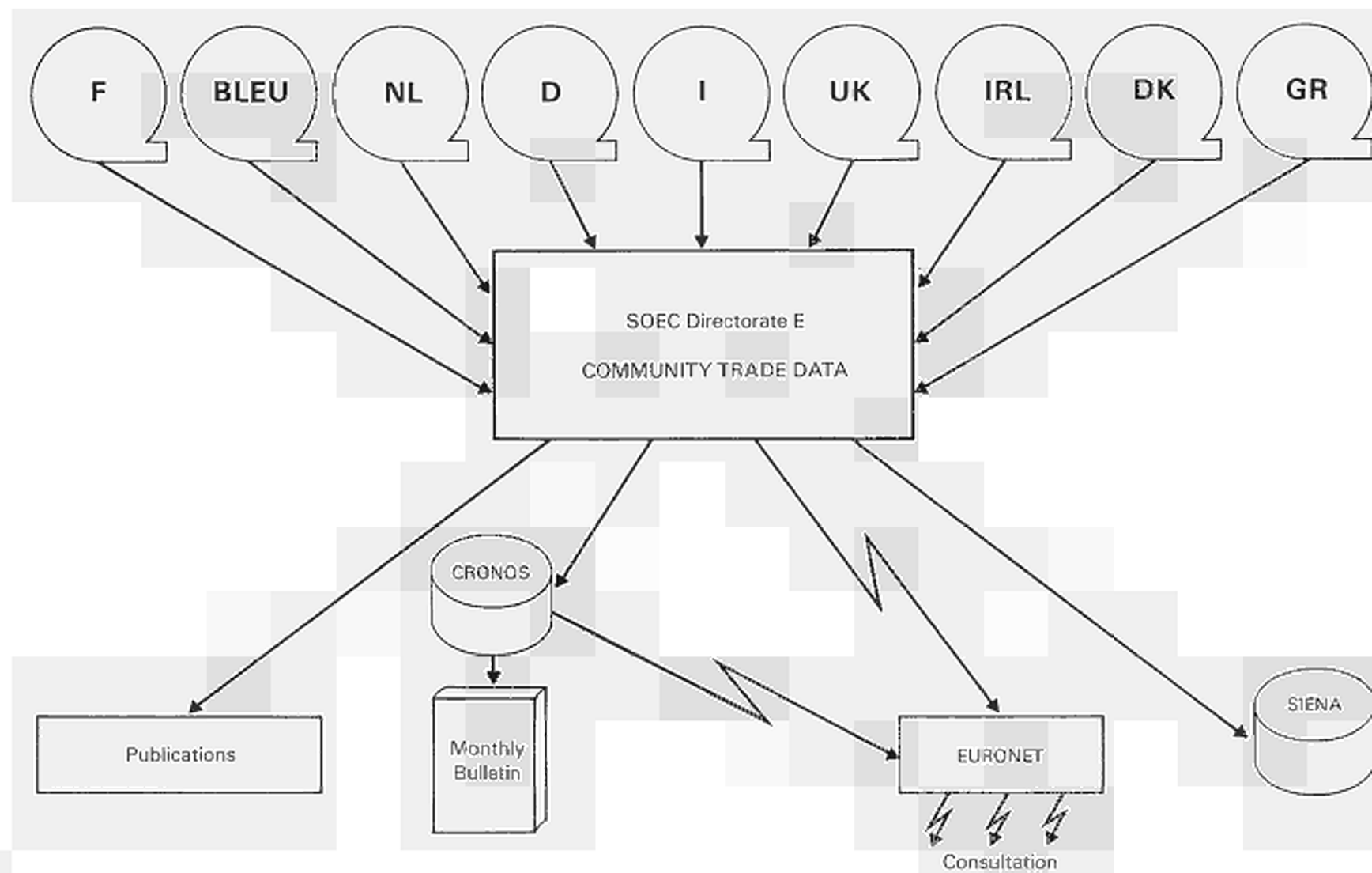


Guide to Eurostat productions

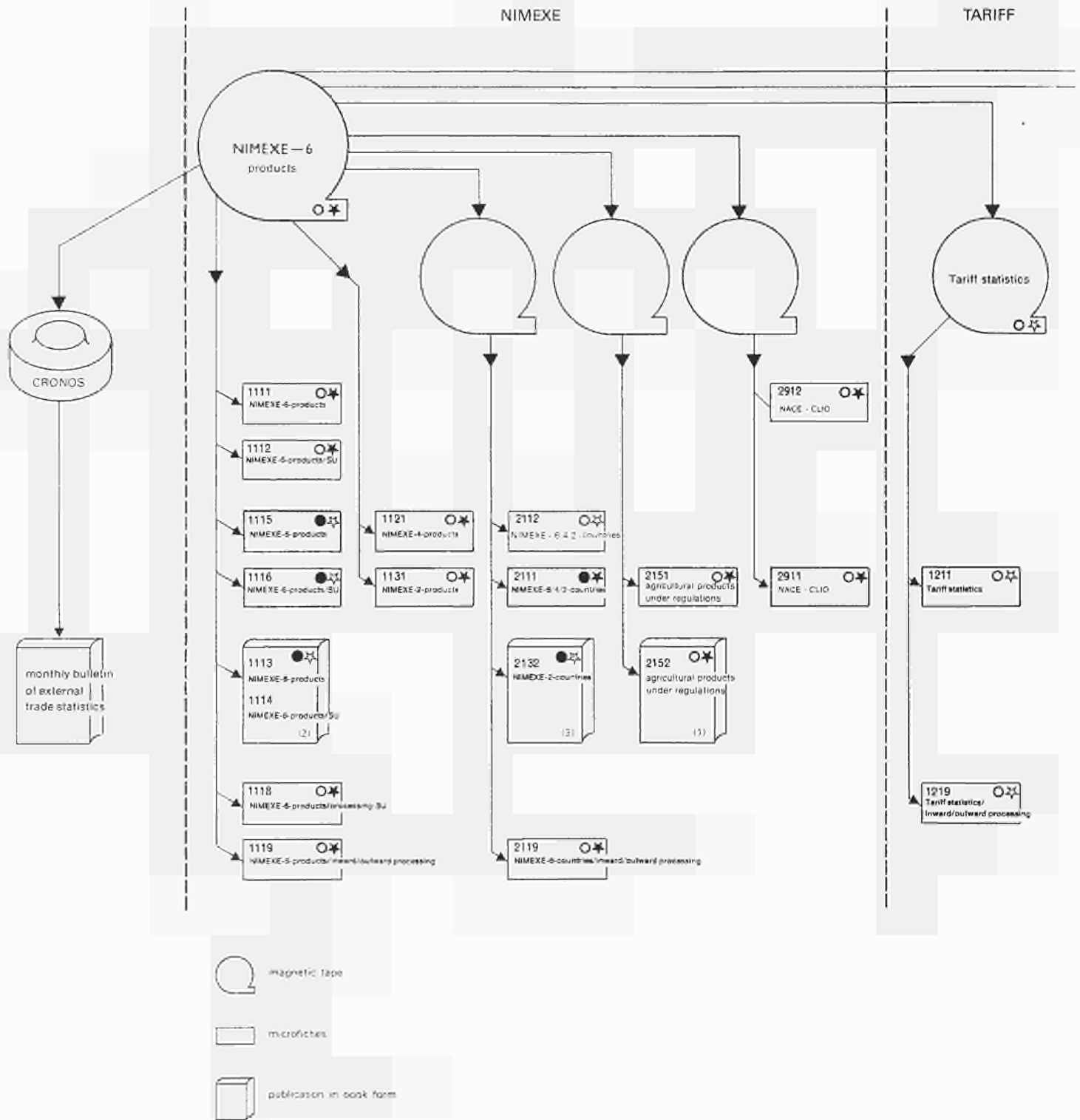


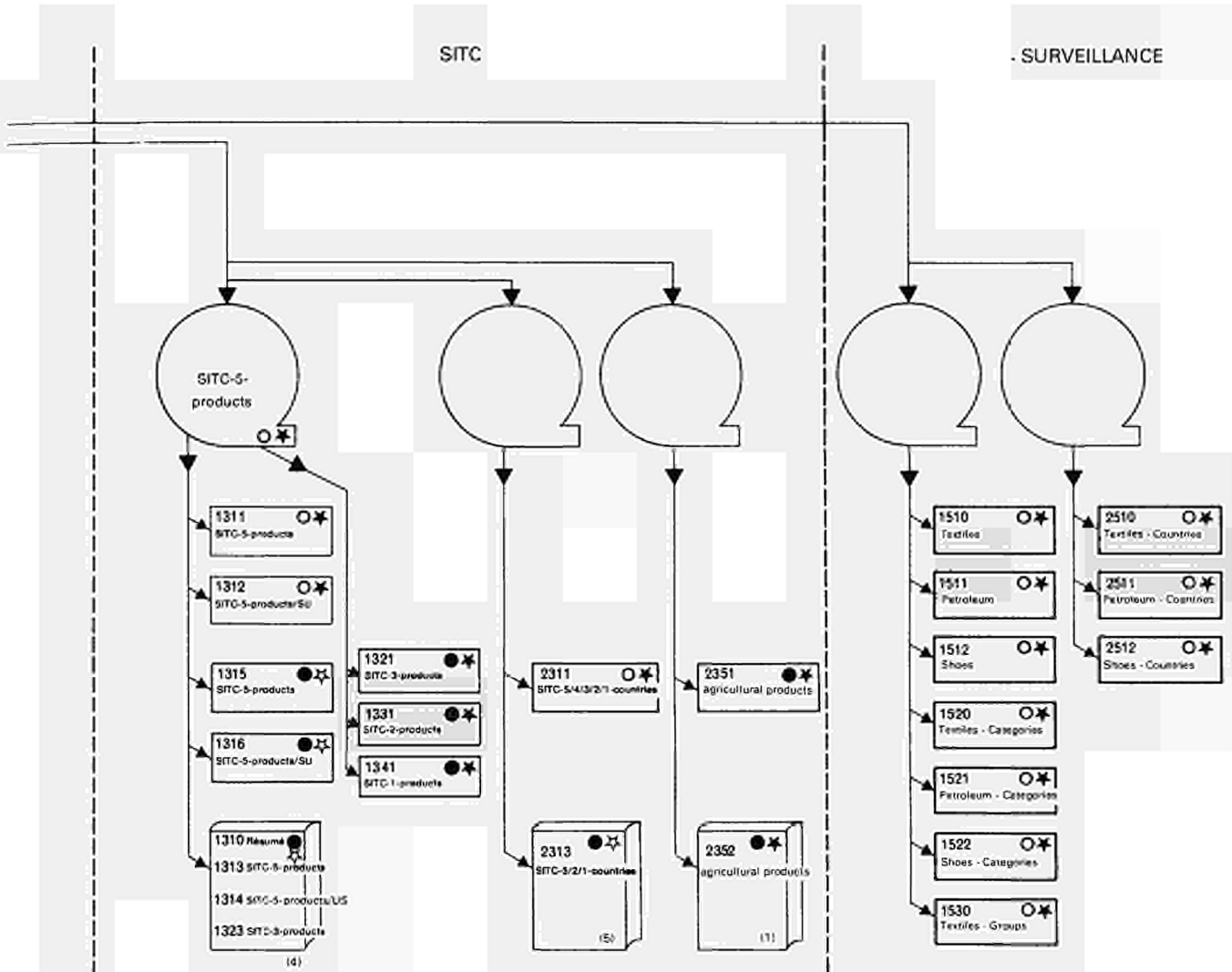


Diagram of Community external trade statistics



Plan of general programme of community foreign trade statistics





- Publication with threshold
- Publication without threshold
- ★ Quarterly publication
- ☆ Annual publication

- (1) Published in the form of special tables in the 'Monthly External Trade Bulletin'
- (2) Analytical Tables of Foreign Trade – Nimex – Volumes A to L
- (3) Analytical Tables of Foreign Trade – Nimex – Volume Z
- (4) Analytical Tables of Foreign Trade – SITC Volumes II to VIII
- (5) Analytical Tables of Foreign Trade – SITC Volume I

## MAIN CHARACTERISTICS

### COUNTRIES

A number of concepts must be borne in mind, namely:

#### *Reporting countries*

These comprise the Member States taken individually (Belgium and Luxembourg considered together as the BLEU) and the Community as a whole (EUR 10).

#### *Trading partners*

These comprise the Member States of the Community and third countries (total of 200 countries). There are also a number of economic areas or groupings of countries, the main ones being: Grand total/world, Intra-EC, Extra-EC, Industrialized third countries, EFTA, United States of America and Canada, Developing countries, ACP countries, Overseas 'départements', Overseas territories, State-trading countries, etc.

A distinction must be made between country of origin and country of consignment for imports and the countries of destination for exports in accordance with the definitions given on page 7 and the examples given on pages 17 and 18.

### FLOW

The flow indicates the direction of trade:

imports: the flow goes from the trading partner to the reporting Member State;

exports: the flow goes from the reporting Member State to the trading partner.

### STATISTICAL SYSTEMS

The statistical systems mentioned on page 7 are coded as follows:

S.S. 1: imports of goods placed in free circulation on arrival or on leaving warehouses;

S.S. 2: imports for inward processing;

S.S. 3: imports after outward processing;

S.S. 1: exports of goods in free circulation;

S.S. 2: exports after inward processing;

S.S. 3: exports for outward processing.

### UNITS

Values (V): the values, as defined on page 8 are expressed in 1 000 European currency units (ECU). A table of the conversion rates used is given in all publications.

Quantities (Q): the quantities are expressed in 1 000 kg.  
Supplementary for certain products the statistical data units (SU): are also expressed in another unit (number, pairs, hectolitres, etc.).

Where such units exist, they are stated

opposite each of the NIMEXE codes in the annual regulation amending the NIMEXE.

### CONFIDENTIALITY

The Member States make certain of their external trade data subject to statistical confidentiality, which may apply to the products and/or the countries:

— product confidentiality: trade in a given product (or subdivision thereof) is included in trade in another product or entered under special headings set aside for this purpose. Explanatory notes on product confidentiality are given in all publications.

— country confidentiality: trade in a given product is not (or only partially) broken down by trading partners. Such trade is shown as an overall figure under a notional geographical code 'Confidential country'. Community trade (all products/all countries) includes these data and is not affected by confidentiality.

### STATISTICAL THRESHOLD

A cut-off point of 100 000 ECU is applied in certain statistical publications. This means that the trading partners with which the value of Community trade in a given product amounts to less than 100 000 ECU are not shown separately. However, these figures are included in the totals for groups of countries and in the 'world' total.

### PERIODICITY

#### *Annual (A)*

The annual publications contain the cumulative data for the 12 months of the calendar year (January-December).

#### *Quarterly (Q)*

Most of the quarterly publications contain the cumulative data for the quarters of the calendar year (i.e. January-March, January-June, January-September, January-December), although some publications also cover *separate quarters* (i.e. January-March, April-June, July-September and October-December).

#### *Monthly (M)*

The monthly publications contain either *cumulative data* (i.e. January-February, January-March, etc.) or data for *individual months*.

### MEDIA

The external trade statistics are published on magnetic tapes, microfiches or in printed publications.

**Magnetic tapes**

ICL or IBM format file with standard label, density 1 600 BPI, 9 tracks, fixed-length recordings of 39 characters with a blocking factor of 109 (size of block: 4 251 characters).

**Recording scheme**

Characters	Designation of sections
1	Flow 1 = imports 2 = exports
2–10	Product code, left-justified
11	Geographical grouping code 0 = country 1 = group of countries
12–14	Trading partner code in accordance with the Geonom
15	Statistical system 1 = normal imports (exports) 2 = imports for (exports after) inward processing 3 = imports after (exports for) outward processing
16–18	Reporting country code in accordance with the Geonom
19–25	Values in 1 000 ECU S9 (13) comp. 3
26–32	Quantities (weight in tonnes) S9 (13) comp. 3
33–39	Supplementary units S9 (13) comp. 3

Certain restrictions are imposed on users of the magnetic tapes. They must undertake amongst other things:

- not to reproduce the magnetic tapes in whole or in part for the purpose of passing them on, free of charge or in return for payment, to one or more third parties;
- not to make them available to one or more third parties even via a terminal;
- not to communicate the data contained on the magnetic tapes to third parties, except with the written authorization of the SOEC.

In any written document reproducing statistical data contained on the magnetic tapes or describing studies or calculations based on such data, the user must state the source of the data in the following manner: ‘*Source: European Communities (Eurostat), Luxembourg*’.

Similarly, the European Communities cannot under any circumstances be held responsible for inaccuracies or errors in the statistical data supplied by them or for errors and omissions in the documentation relating to the magnetic tapes. Moreover, in order to improve the quality of the data, the European Communities reserve the right to amend the codes and classifications used and to change the format of the magnetic tapes.

**Printed publications**

These publications are always DIN A4 and appear under the red series cover. They comprise one or more volumes depending on the publication and contain a preface describing the main methodological features.

**Microfiches**

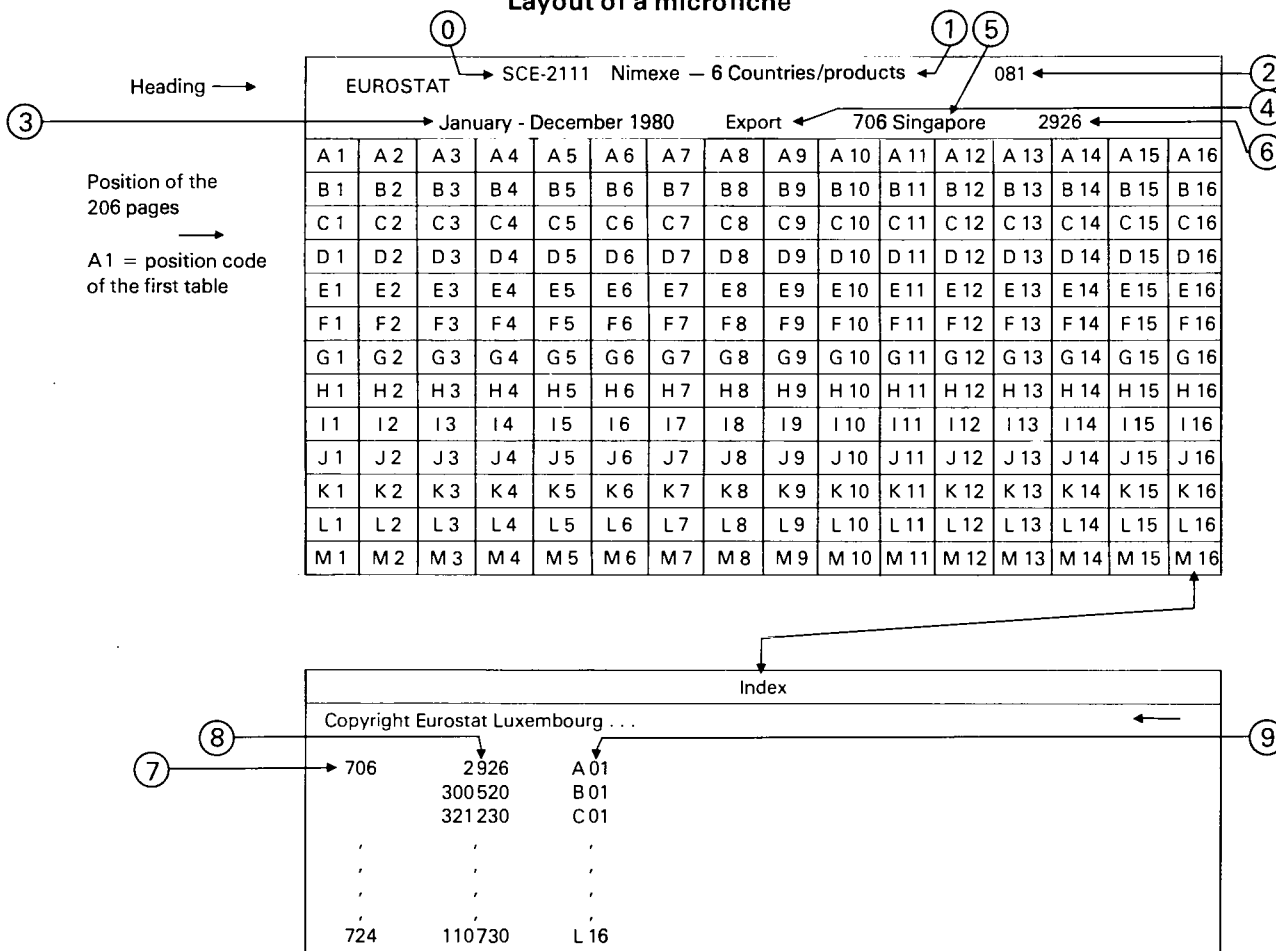
The microfiches are 14 × 10 cm and are divided into three parts, described below:

- A heading which can be read directly.
- The reproduction, reduced to 1/42, of 206 original-size pages, which can be read on the screen of a microfiche reader which restores the pages to their original size. The readers/reproducers can be used to make

DIN A4 photocopies of each page. For external trade statistics each page corresponds to a table or part of a statistical table described in the various modules of the general programme. The microfiches contained in a module are numbered.

- An alphanumeric index set out on the last page (position M16) of each microfiche. This index can be used to locate the page and to position the microfiche correctly on the reader.

**Layout of a microfiche**



*Explanatory notes*

Heading:

- ① No of module.
- ① Title of statistical production.
- ② Serial No of microfiche within a module.
- ③ Reference period.
- ④ Flow.

- ⑤ First trading partner on the fiche (table A 01).
- ⑥ Code of the first product on the fiche (table A 01).

Index:

- ⑦ Code of the trading partner.
- ⑧ Product code.
- ⑨ Index of the position of the microfiche on the reader keyboard.

**CLASSIFICATION OF THE DATA**

*Products/countries*

The statistical publications which use this classification

give for each product (or group of products) a breakdown of Community trade by trading partner and economic area.

Ursprung Origine	Nimexe	1000 ERE/UCE								
		EUR 9	Deutschland	France	Italia	Nederland	Belg.-Lux.	UK	Irland	Danmark
<b>0801.31</b>	<b>BANANES FRAICHES</b>									
001	FRANCE	356	2				7	316	31	
002	BELG.-LUXBG.	1502	7	45		6		1390	50	4
003	PAYS-BAS	8258	5573					2303	341	41
004	RF ALLEMAGNE	479		2		8	14	421	4	30
007	IRLANDE	12540						12540		
050	GRECE	140				6		134		
272	COTE IVOIRE	47871		46742	1122					
302	CAMEROUN	21466		18393						
342	SOMALIE	9167		70	9097					
370	MADAGASCAR	1005		732	273			3073		
400	ETATS-UNIS	466	35	200						
416	GUATEMALA	16774	2057	3925		7731	59	157	15	472
421	BELIZE	4461					1528	77	884	
424	HONDURAS	60039	19762	1383	3557	5695	5849	2307	25	1461
436	COSTA RICA	98454	42027	13452	26030	4795	2783	6151	25	3191
440	PANAMA	85823	52158	821	7170	8590	8828	5218	173	2865
458	GUADELOUPE	25418		23211	346			1861		
460	DOMINIQUE	3780						3780		
462	MARTINIQUE	31020		28840	1370			810		
464	JAMAIQUE	14137						14137		
465	SAINTE-LUCIE	14751						14751		
467	ST-VINCENT	9918						9918		
473	GRENADA	5526						5526		
476	ANTILLES NL	271						271		
480	COLOMBIE	103915	24939	19908	17613	6441	3123	25683	5556	652
492	SURINAM	11198			4075			7123		
500	EQUATEUR	74916	25824	13221	12902	4560	6156	4067	7784	402
708	PHILIPPINES	4210		1605	2605					
1000	M O N D E	868215	192439	172547	93891	31830	29333	125298	13793	9084
1010	INTRA-CE	23258	5699	46		22	2353	15008	194	34
1011	EXTRA-CE	844960	186840	172501	93891	31808	28981	110290	13599	9050
1020	CLASSE 1	670	38	200		68	158	185	21	
1030	CLASSE 2	644209	186800	172301	93891	31736	26823	110036	13578	9044
1031	ACP (59)	138864	32	65937	14565	8	7	58314		

*Explanatory notes:*

- ① Reference period.
- ② Flow.
- ③ Unit used.
- ④ Reporting country.
- ⑤ Code and name of product.
- ⑥ Geonom code and name of trading partner or economic area.
- ⑦ Only one row of data in the case of a table covering all statistical systems together; several rows of data in the case of a table giving a breakdown by statistical systems.

Example 1 341: United Kingdom imports of product NIMEXE 0801.31 *consigned from* the Netherlands to the value of 341 000 ECU. Trade between Member States (intra-EC trade), although the product may originate in a third country.

Example 2 7731: Italian imports of product NIMEXE 0801.31 *originating* in Guatemala to the value of 7 731 000 ECU. Extra-EC trade: country of origin.

Countries/products

The statistical publications which use this classification give for each trading partner and economic area a break-

down of Community trade by product and group of products.

SITC	1000 EUA/UCE									
	Value EUR 9	Deutschland	France	Italia	Nederland	Belg.-Lux.	UK	Ireland	Danmark	Valeurs
	January – December 1980 Janvier – Décembre									
<b>028 NORWAY</b>	<b>NORVEGE</b>									
831	3286	84	12	3	70	24	2401	.	692	
83	3286	84	12	3	70	24	2401	.	692	
842	4248	1476	388	260	119	42	999	5	859	
843	1417	139	43	2	11	8	791	29	394	
844	320	59	1	1	11	3	231	3	15	
845	4219	1115	845	602	272	69	984	11	351	
846	2373	578	25	38	194	4	779	1	764	
847	2904	430	75	158	151	77	660	5	1348	
848	1722	109	69	23	135	24	402	3	957	
84	17203	3908	1445	1084	893	214	4828	57	4778	
851	1858	238	63	19	38	12	193	10	1287	
85	1858	238	63	19	38	12	193	10	1287	
871	2368	30	15	16	2	11	2272	1	19	
872	2545	1132	279	102	125	88	561	.	268	
874	27148	3756	2155	2081	4805	2589	9182	103	2477	
87	32129	4939	2452	2199	4958	2698	12007	107	2772	
881	867	291	68	33	159	7	246	.	63	
882	865	22	13	1	37	8	65	.	719	
883	642	2	2	2	2	2	617	1	16	
884	156	32	51	2	7	22	25	3	16	
885	212	45	46	3	9	3	68	3	29	
88	2744	392	180	45	214	42	1021	7	843	
892	3922	1139	133	56	152	52	400	16	1974	
893	17783	1925	769	408	944	463	7960	137	5177	
894	9111	1486	1695	1090	1247	193	2155	23	1222	
895	302	89	4	14	64	.	65	3	63	
896	4998	562	24	2	1	7	4059	6	337	
897	1249	157	6	656	27	2	107	.	294	
898	3069	63	64	4	191	83	326	12	2326	
899	4906	414	375	189	1285	192	706	223	1522	
89	45340	5835	3070	2419	3911	992	15778	420	12915	
8	134904	22124	9322	6576	12656	5130	41907	734	36455	
911	3922	.	428	.	399	2	3093	.	.	
91	3922	.	428	.	399	2	3093	.	.	
931	73102	20125	.	.	349	.	52628	.	.	
93	73102	20125	.	.	349	.	52628	.	.	
961	137	137	.	.	.	.	.	.	.	
96	137	137	.	.	.	.	.	.	.	
971	1663	1121	.	119	78	63	122	.	160	
97	1669	1127	.	119	78	63	122	.	160	
<b>TOTAL</b>	<b>8134030</b>	<b>3024894</b>	<b>673796</b>	<b>202971</b>	<b>775081</b>	<b>428165</b>	<b>2412778</b>	<b>32789</b>	<b>583558</b>	
<b>030 SWEDEN</b>	<b>SUEDE</b>									
001	1203	813	10	114	1	.	84	1	180	
00	1203	813	10	114	1	.	84	1	180	

Explanatory notes:

- ① Reference period.
- ② Flow.
- ③ Unit used.
- ④ Reporting country.
- ⑤ Code and name of trading partner or economic area.
- ⑥ Product code.
- ⑦ Only one row of data in the case of a table covering all statistical systems together; several rows of data in the case of a table giving a breakdown by statistical system.

Example 1 84: German imports of the product listed under SITC code 831, originating in Norway, to the value of 84 000 ECU.

Example 2 775081: total Dutch imports (all products together) originating in Norway, to the value of 775 081 000 ECU.



**LIST OF PUBLICATIONS**  
Product/country publications

Title	Catalogue reference	Nomenclatures									CCT	Unit		Threshold	Periodicity	Medium	Dis-seminated by
		NIMEXE			SITC					VQ		SU					
		6	4	2	5	4	3	2	1								
<b>NIMEXE</b>																	
NIMEXE-6	1111	X										X			Q	Microfiche	Eurostat
NIMEXE-6-SU	1112	X											X		Q	Microfiche	Eurostat
Analytical tables of external trade	1113	X										X		X	Y	Paper	Eurooffice
	1114	X											X	X	Y	Paper	Eurooffice
Volumes A to L Analytical tables of external trade	1115	X										X		X	Y	Microfiche	Eurooffice
	1116	X											X	X	Y	Microfiche	Eurooffice
NIMEXE-4	1121		X									X			Q	Microfiche	Eurostat
NIMEXE-2	1131			X								X			Q	Microfiche	Eurostat
<b>CCT</b>																	
CCT-6	1211											X	X		Y	Microfiche	Eurostat
<b>SITC</b>																	
SITC-5	1311				X							X			Q	Microfiche	Eurostat
SITC-5-SU	1312				X								X		Q	Microfiche	Eurostat
Analytical tables of external trade Vol. I	1310				X	X	X	X	X			X		X	Y	Paper	Eurooffice
	1313				X							X		X	Y	Paper	Eurooffice
Vol. II to VIII Analytical tables of external trade	1314				X								X	X	Y	Paper	Eurooffice
	1323						X					X		X	Y	Paper	Eurooffice
Analytical tables of external trade	1315				X							X		X	Y	Microfiche	Eurooffice
	1316				X								X	X	Y	Microfiche	Eurooffice
SITC-3	1321						X					X			Q	Microfiche	Eurostat
SITC-2	1331							X				X			Q	Microfiche	Eurostat
SITC-1	1341								X			X			Q	Microfiche	Eurostat
<b>Processing traffic</b>																	
Processing traffic NIMEXE-6-SU	1118	X											X		Q	Microfiche	Eurostat
NIMEXE-6	1119	X										X			Q	Microfiche	Eurostat
CCT-6	1219									X		X			Y	Microfiche	Eurostat

*Explanatory notes:*

VQ = Values/quantities.

SU = Supplementary units.

Y = Yearly.

Q = Quarterly.

Eurooffice = Office for Official Publications of the European Communities.

Country/product publications

Title	Catalogue reference	Nomenclatures										Threshold	Unit		Periodicity	Medium	Dis-seminated by		
		NIMEXE			SITC					NACE/CLIO			V	Q					
		6	4	2	5	4	3	2	1	A	B								
<b>NIMEXE</b>																			
NIMEXE-6/4/2 NIMEXE-6/4/2 Analytical tables of external trade Vol. Z	2111	X	X	X										X	X	X	Q	Microfiche	Eurostat
	2112	X	X	X											X	X	Y	Microfiche	Eurostat
	2132			X										X	X	X	Y	Paper	Eurooffice
<b>NACE/CLIO</b>																			
NACE/CLIO	2911												X		X	X	Q	Microfiche	Eurostat
	2912												X		X	X	Q	Microfiche	Eurostat
<b>SITC</b>																			
SITC-5/4/3/2/1 Analytical tables of external trade Vol. I	2311				X	X	X	X	X						X	X	Q	Microfiche	Eurostat
	2313						X	X	X						X		Y	Paper	Eurooffice
<b>Processing traffic</b>																			
Processing traffic NIMEXE-6/4/2	2119	X	X	X											X	X	Q	Microfiche	Eurostat
<b>Agricultural products</b>																			
Regulated agricultural products - NIMEXE	2151	( <sup>b</sup> )															Q	Microfiche	Eurostat
	2152( <sup>a</sup> )	( <sup>b</sup> )															Q	Paper	Eurooffice
Agricultural products SITC	2351				( <sup>c</sup> )												Q	Microfiche	Eurostat
	2352( <sup>a</sup> )					( <sup>c</sup> )											Q	Paper	Eurooffice

(<sup>a</sup>) Main economic areas only, published in the monthly external trade bulletin as special tables.

(<sup>b</sup>) Nomenclature taken from the NIMEXE, covering agricultural products subject to Community regulation.

(<sup>c</sup>) Nomenclature taken from the SITC, covering all agricultural products.

**'Surveillance products' publications**

Title	Catalogue reference	Products/ countries	Countries/ products	Nomenclature			Unit		Periodicity	Threshold	Medium	Dis- seminated by
				Product	Cat.	Group	VQ	SU				
Textiles	1510	X		X			X	X	Q		Microfiche	Eurostat
	1520	X			X		X	X	Q		Microfiche	Eurostat
	1529	X				X	X	X	Q		Microfiche	Eurostat
	1530	X				X	X	X	Q		Microfiche	Eurostat
	1539	X				X		X	Q		Microfiche	Eurostat
	2510			X	X	X	X	X	Q		Microfiche	Eurostat
Petroleum products	1511	X		X			X		Q		Microfiche	Eurostat
	1521	X			X		X		Q		Microfiche	Eurostat
	1531	X				X	X		Q		Microfiche	Eurostat
	2511		X	X	X		X		Q		Microfiche	Eurostat
Footwear	1512	X		X			X		Q		Microfiche	Eurostat
	1522	X			X		X		Q		Microfiche	Eurostat
	1532	X				X	X		Q		Microfiche	Eurostat
	2512		X	X	X		X		Q		Microfiche	Eurostat

**Magnetic tapes**

Title	Nomenclatures			Unit		Periodicity	Statistical system	Dis- seminated by
	NIMEXE 6	SITC 5	CCT 6	VQ	SU			
NIMEXE file	X			X	X	Q	X	Eurostat
SITC file		X		X	X	Q	X	Eurostat
CCT file			X	X		Y	X	Eurostat

Users of the magnetic files can obtain either all the file or an extract from it, in particular the part relating to agricultural or textile products.

DESCRIPTIONS OF THE PUBLICATIONS

NIMEXE TABLES

Products/countries	Countries/products
<p><b>SCE 1111 - NIMEXE 6</b></p> <p>Imports/exports            Values and quantities            All statistical systems together            No threshold            Available since 1976            Quarterly            Number of microfiches: approx. 170 per period</p>	<p><b>SCE 2111 - NIMEXE 6/4/2</b></p> <p>Imports/exports            Values and quantities            All statistical systems together            With threshold            Available since 1976            Quarterly            Number of microfiches: approx. 130 per period</p>
<p><b>SCE 1112 - NIMEXE 6 - SU</b></p> <p>Imports/exports            Supplementary units            All statistical systems together            No threshold            Available since 1976            Quarterly            Number of microfiches: approx. 20 per period</p>	<p><b>SCE 2112 - NIMEXE 6/4/2</b></p> <p>Imports/exports            Values and quantities            All statistical systems together            No threshold            Available since 1976            Annual            Number of microfiches: approx. 270 per period</p>
<p><b>SCE 1113 and 1114: Analytical tables of external trade - NIMEXE 6</b></p> <p>Imports/exports            Values, quantities and supplementary units            All statistical systems together            With threshold            Published since 1966            Annual            Number of volumes: 12</p>	<p><b>SCE 2119 - NIMEXE 6 - Processing traffic</b></p> <p>Imports/exports            Values and quantities            Broken down by statistical system            No threshold            Available since 1977            Quarterly            Number of microfiches: approx. 200 per period</p>
<p><b>SCE 1115 and 1116: Analytical tables of external trade</b></p> <p>Imports/exports            Values, quantities and supplementary units            All statistical systems together            With threshold            Published since 1975            Annual            Number of microfiches: approx. 100</p>	<p><b>SCE 2132: Analytical tables of external trade - NIMEXE 2 - Vol. Z</b></p> <p>Imports/exports            Values and quantities            All statistical systems together            With threshold            Published since 1972            Annual            Number of volumes: 1</p>
<p><b>SCE 1118 - NIMEXE 6 - Processing traffic - SU</b></p> <p>Imports/exports            Supplementary units            Breakdown by statistical system            No threshold</p>	<p><b>SCE 2151: Regulated agricultural products</b></p> <p>Imports/exports of agricultural products            subject to Community regulation            Values and quantities            All statistical systems together            No threshold</p>

COMMUNITY STATISTICS – PUBLICATIONS

NIMEXE TABLES (continued)

Products/countries	Countries/products
<p>Available since 1977 Quarterly Number of microfiches: approx. 20 per period</p> <p><b>SCE 1119 - NIMEXE 6 - Processing traffic</b></p> <p>Imports/exports Values and quantities Breakdown by statistical system No threshold Available since 1977 Quarterly Number of microfiches: approx. 150 per period</p> <p><b>SCE 1121 - NIMEXE 4</b></p> <p>Imports/exports Values and quantities All statistical systems together No threshold Available since 1976 Quarterly Number of microfiches: approx. 20 per period</p> <p><b>SCE 1131 - NIMEXE 2</b></p> <p>Imports/exports Values and quantities All statistical systems together No threshold Available since 1976 Quarterly Number of microfiches: approx. 5 per period</p>	<p>Available since 1976 Quarterly Number of microfiches: approx. 6 per period</p> <p><b>SCE 2152: Regulated agricultural products</b></p> <p>Imports/exports of agricultural products subject to Community regulation and only with the main economic areas Values and quantities All statistical systems together No threshold As soon as they are available, the quarterly data are published in the form of a special table in the 'Monthly external trade bulletin'</p>

CCT TABLES

Products/countries	
<p><b>SCE 1211 - CCT tariff statistics</b></p> <p>Imports/exports Values and quantities All statistical systems together No threshold Available since 1976<sup>1</sup> Annual Number of microfiches: approx. 30</p>	

<sup>1</sup> Published on paper for the period 1961-74.

CCT TABLES (continued)

Products/countries	
<p><b>SCE 1219 - CCT tariff statistics - Processing traffic</b></p> <p>Imports/exports            Values and quantities            Breakdown by statistical system            No threshold            Available since 1976            Annual            Number of microfiches: approx. 35</p>	

SITC TABLES

Products/countries	Countries/products
<p><b>SCE 1310: Analytical tables of external trade - SITC-5/4/3/2/1 - Vol. I, Table 1</b></p> <p>Imports/exports only for world, intra-EC, EFTA, USA, class 2 countries and ACP countries            Values            All statistical systems together            No threshold            Published since 1975            Annual            Number of volumes: 1</p>	<p><b>SCE 2311 - SITC-5/4/3/2/1</b></p> <p>Imports/exports            Values and quantities            All statistical systems together            No threshold            Available since 1976            Quarterly            Number of microfiches: approx. 100 per period</p>
<p><b>SCE 1311 SITC-5</b></p> <p>Imports/exports            Values and quantities            All statistical systems together            No threshold            Available since 1976            Quarterly            Number of microfiches: approx. 60 per period</p>	<p><b>SCE 2313: Analytical tables of external trade - SITC-3/2/1 - Vol. I, Table 2</b></p> <p>Imports/exports            Values            All statistical systems together            With threshold            Published since 1975            Annual            Number of volumes: 1</p>
<p><b>SCE 1312 - SITC-5 - SU</b></p> <p>Imports/exports            Supplementary units            All statistical systems together            No threshold            Available since 1976            Quarterly            Number of microfiches: approx. 7 per period</p>	<p><b>SCE 2351 - Agricultural products</b></p> <p>Imports/exports of agricultural products            Values and quantities            All statistical systems together            No threshold            Available since 1975            Quarterly            Number of microfiches: approx. 2 per period</p>
<p><b>SCE 1313-1314-1323 - Analytical tables of external trade - SITC-3 and -5 - Vols II to VIII</b></p> <p>Imports/exports            Values, quantities and supplementary units</p>	<p><b>SCE 2352 - Agricultural products</b></p> <p>Import/exports of agricultural products, only with the main economic areas            Values and quantities</p>

SITC TABLES (continued)

Products/countries	Countries/products
<p>All statistical systems together                      With threshold                      Available since 1958 (apart from 1973 and 1974)                      Annual                      Number of volumes: 7</p>	<p>All statistical systems together                      No threshold                      As soon as they are available, the quarterly data                      are published in the form of a special table in the                      'Monthly external trade bulletin'</p>
<p><b>SCE 1315 and 1316 - Analytical tables of external                      trade - SITC-5</b></p> <p>Imports/exports                      Values, quantities and supplementary units                      All statistical systems together                      With threshold                      Available since 1976                      Annual                      Number of microfiches: approx. 40 per period</p>	
<p><b>SCE 1321 - SITC-3</b></p> <p>Imports/exports                      Values and quantities                      All statistical systems together                      No threshold                      Available since 1976                      Quarterly                      Number of microfiches: approx. 13 per quarter</p>	
<p><b>SCE 1331 - SITC-2</b></p> <p>Imports/exports                      Values and quantities                      All statistical systems together                      No threshold                      Available since 1976                      Quarterly                      Number of microfiches: approx. 4 per quarter</p>	
<p><b>SCE 1341 - SITC-1</b></p> <p>Imports/exports                      Values and quantities                      All statistical systems together                      No threshold                      Available since 1976                      Quarterly                      Number of microfiches: approx. 2 per period</p>	

NACE/CLIO TABLES

	Countries/products
	<p><b>SCE 2911 - NACE/CLIO-3/2/1</b></p> <p>Imports/exports                      Values and quantities                      All statistical systems together                      No threshold                      Available since 1976                      Quarterly                      Number of microfiches: approx. 15 per period</p> <p><b>SCE 2912 - NACE/CLIO - R44/R25/R6</b></p> <p>Imports/exports                      Values and quantities                      All statistical systems together                      No threshold                      Available since 1976                      Quarterly                      Number of microfiches: approx. 14 per period</p>

'SURVEILLANCE PRODUCTS' TABLES

Products/countries	Countries/products
<p><b>SCE 1510, 1520 and 1530 - Textiles</b></p> <p>Imports/exports                      Values, quantities and supplementary units                      All statistical systems together                      No threshold                      Available since 1977                      Quarterly                      Number of microfiches:                      1510: approx. 35 per period                      1520: approx. 25 per period                      1530: approx. 3 per period</p> <p><b>SCE 1511, 1521 and 1531 - Petroleum products</b></p> <p>Imports/exports                      Values and quantities                      All statistical systems together                      No threshold                      Available since 1978                      Quarterly                      Number of microfiches: approx. 2 per period                      and per module</p>	<p><b>SCE 2510, 2511 and 2512 - Countries/products under surveillance</b></p> <p>Imports/exports of products subject to surveillance                      Values and quantities                      All statistical systems together                      No threshold                      Available since 1977                      Quarterly                      Number of microfiches:                      2510 Textiles: approx. 35 per period                      2511 Petroleum: approx. 3 per period                      2512 Footwear: approx. 3 per period</p>



'SURVEILLANCE PRODUCTS' TABLES (continued)

Products/countries

**SCE 1512, 1522 and 1532 - Footwear**

Imports/exports  
 Values and quantities  
 All statistical systems together  
 No threshold  
 Available since 1978  
 Quarterly  
 Number of microfiches: approx. 2 per period  
 and per module

**SCE 1529 and 1539 - Textiles, sliding imports**

Imports  
 Values, quantities and supplementary units  
 All statistical systems together  
 No threshold  
 Available since 1980  
 Quarterly  
 Number of microfiches:  
 1529: 1 per period  
 1539: approx. 10 per period

MAGNETIC FILES

NIMEXE - 6

SITC - 5

CCT - 6

Imports/exports  
 Reporting countries excluding  
 EUR 10  
 Values, quantities and  
 supplementary units  
 Broken down by statistical system  
 No threshold  
 Available since 1974  
 Quarterly  
 3—4 tapes per quarter

Imports/exports  
 Reporting countries excluding  
 EUR 10  
 Values, quantities and  
 supplementary units  
 Broken down by statistical system  
 No threshold  
 Available since 1974  
 Quarterly  
 3 tapes per quarter

Imports/exports  
 Reporting countries excluding  
 EUR 10  
 Values and quantities  
 Broken down by statistical system  
 No threshold  
 Available since 1975  
 Annual  
 3 tapes per year

## INTRODUCTION

The CRONOS data base is used for the management of time series (approximately 1 million), which may be monthly, quarterly or annual. The users of this data base are the departments of the Commission. Software developed by the SOEC allows on-line consultation and provides a whole range of statistical calculation facilities. The base is updated every night by batch processing. Outside users are given access to some of the most important data (see page 33).

The external trade series stored in CRONOS are grouped into three main domains, namely:

- FRIC — File on international trade relations;
- QUIC — Quarterly information on commodity trade;
- SNAG — NIMEXE statistics on the main agricultural products.

### FRIC — File on international trade relations

The FRIC domain of CRONOS was created from the external trade data forwarded each month by the Member States. The series (approximately 150 000) are monthly and/or quarterly and show the external trade of each of the ten Member States and the Community as a whole from January 1979 onwards. They were devised as a selection from all the theoretically possible permutations of the following sub-codes: reporting country, flow, unit, products, trading partners.

#### Reporting country

Each of the ten Member States (Belgium and Luxembourg considered together as the BLEU) and EUR 10.

#### Flow, unit and periodicity

Imports in terms of value	}	quarterly
Exports in terms of value		
Imports in terms of <i>cumulative</i> value	}	monthly
Exports in terms of <i>cumulative</i> value		
Imports in terms of value	}	monthly
Exports in terms of value		

Imports in terms of quantity	}	monthly
Exports in terms of quantity		

All values are expressed in 1 000 ECU and all quantities in tonnes.

### Products and groups of products

There are various levels of detail, as follows:

- SITC-3: the most detailed level in FRIC is the three-digit level of the SITC Rev. 2 classification (SITC Rev. 2 groups). There are some 260 product headings.
- Divisions, sections, groups of sections: the SITC three-digit groups are aggregated into divisions (approximately 70 headings) and then into sections (10 headings), the latter in turn being amalgamated to form four groups of sections.
- All products together: grand total for all products.

### Trading partners and groups of countries

There are various levels of detail, as follows:

- individual countries: the most detailed level of the Geonomenclature (approximately 200 headings);
- areas: groupings of countries by geographical area, two of the main ones being 'intra-EC' and 'extra-EC'.

Combination of all the different possible values of the sub-codes gives a total of more than 4 million codes of theoretically possible series. The table on page 29 shows whether a given combination of sub-codes corresponds to an *actual* series in FRIC.

### QUIC — Quarterly information on commodity trade

The data stored in QUIC come from the same source as for FRIC, namely the basic NIMEXE data supplied by the Member States. The composition of the series follows the same rules, the only differences being the periodicity and the set of possible permutations of sub-codes: flow, reporting countries, products, trading partners and unit. This gives:

Table of the series stored in FRIC

Reporting countries	Flow	Products	Trading partners
<b>Monthly data</b>			
Member States and EUR 10	Imports Exports Values	All products together	Areas + individual countries
	Imports Exports Values	Sections and divisions	Intra- and extra-EC
	Imports Exports Values Quantities	SITC groups	Intra- and extra-EC
<b>Cumulative monthly data</b>			
Member States and EUR 10	Imports Exports Values	All products together and sections	Areas + individual countries
EUR 10	Imports Exports Values	All products together, sections and divisions	Areas + individual countries
<b>Quarterly data</b>			
Member States and EUR 10	Imports Exports Values	Divisions	Areas + USA
	Imports Values	All products together	Member States
EUR 10	Imports Exports Values	All products together	Individual countries

**NB:** FRIC also contains overall series of:  
 — indices (value, volume, terms of trade, etc.) for each Member State;  
 — imports and exports for selected non-member countries;  
 — rates of conversion into ECU.

**Reporting country**

The Community as a whole.

**Flow, unit, periodicity**

- Imports in terms of quarterly value;
- imports in terms of quarterly quantities.

All values are expressed in 1 000 ECU and quantities in tonnes.

**Products**

— Approximately 500 NIMEXE products. This number may be increased in the light of users' requirements.

**Trading partners and groups of countries**

— Individual countries: the most detailed level of the Geonomenclature (approx. 200 headings);

— areas: groupings of countries by geographical area, two of the main ones being 'intra-EC' and 'extra-EC' (23 headings).

Combination of all the different possible sub-codes would give 260 000 series, but in view of the trade actually carried on fewer than 100 000 series are in fact used. Most of them begin in 1975.

#### **SNAG — NIMEXE statistics on the main agricultural products**

SNAG contains data on trade in agricultural products coming under selected six-, four- and possibly two-digit NIMEXE headings representing the main flows.

At present SNAG contains only the monthly data for dairy products showing the Member States' exports in quantitative terms (100 kg) to the main non-member countries.

This domain will be gradually extended to cover other agricultural products, imports and the value of the products concerned. The present version of the domain comprises fewer than 10 000 series, beginning in 1977.

#### **PREPARATION OF THE MONTHLY BULLETIN**

The external trade bulletin publishes data contained in the FRIC domain of CRONOS (see page 20). It is published each month and gives the latest information on short-term trends in the external trade of the Community and the Member States and on the Community's share of the major non-Community countries' trade. Each issue comprises a fixed section of 14 tables and a variable section containing graphs and special tables.

##### **Fixed section**

1. Synopsis of Community trade by country (economic areas and main trading partners) — individual quarterly values.
2. Synopsis of Community trade by country (economic areas and main trading partners) — individual monthly values.
3. Synopsis of Community trade by product (SITC sections and divisions) — individual quarterly values.
4. Synopsis of Community trade by product (SITC sections and divisions) — individual monthly values.
5. Synopsis of the trade of the Community and each Member State by product (SITC sections and divisions) — individual quarterly values.
6. Indices of volume, current value, unit value, terms of trade and volume ratio (monthly and quarterly indices).

7. Trends in Community trade (total, intra- and extra-EC) with index of coverage rate (individual monthly and quarterly values).
8. Trends in intra- and extra-EC trade (intra-EC trade by country — individual monthly and quarterly values).
9. Trends in Community trade with the main economic areas (Class 1 countries, EFTA, United States, Class 2 countries, ACP countries, Eastern Europe, Mediterranean countries, OPEC, Latin America, ASEAN — individual monthly and quarterly values).
10. Community trade by country of origin/consignment and destination (individual and cumulative monthly values).
11. Trends in intra- and extra-EC trade by product (SITC sections) — individual monthly and quarterly values.
12. Community trade by product and main trading partners (SITC sections or groups of sections) — cumulative quarterly values.
13. Community trade by product (SITC three-digit level) — individual monthly values and quantities.
14. Trends in trade of the main non-member countries with the rest of the world and with the Community (individual monthly and quarterly values).
15. Conversion rates:
  - currencies of the Member States and the USA into ECU;
  - other countries' currencies into USD.
16. Geonomenclature: codes of trading partners and economic areas.

##### **Variable section**

###### *Graphs*

Each month a new subject is chosen and the relevant graphs reproduced, e.g. Community trade with the ASEAN countries, the USA, Japan, etc.

###### *Special tables*

These tables do not appear in every issue (only three or four times a year on average).

- Community trade in agricultural products — cumulative quarterly values and quantities.
- Community trade in petroleum and petroleum products — cumulative quarterly values and quantities.

###### **Special annual issue**

This issue shows trends in Community trade over the last 20 years for which figures are available (annual values).

The tables relate to:

- the Community and world trade;
- countries of consignment and destination of world exports;
- trends in Community trade with the main non-Community trading partners;
- share of the Community and the main non-Community trading partner in each country's trade;
- synopsis of Community trade by country;
- synopsis of Community trade by product;
- indices of volume, current value, unit value, terms of trade and volume ratio;
- trends in total, intra- and extra-EC trade;
- trends in trade with the main economic areas;
- trends in trade by class of products and economic area;
- trends in trade by class of products;
- trends in trade of the main non-member countries.

**Summary table of the contents of the monthly bulletin**

Reporting country	Flow	Unit	Products SITC-Rev.2	Trading partners	No of table
-------------------	------	------	---------------------	------------------	-------------

**Individual monthly and quarterly data**

EUR 10	Imports Exports Balance	Values	All products together	Economic areas + 68 main individual countries	Table 1 Table 2
	Intra-EC imports	Values	SITC-1 sections	Intra-EC	Table 3
	Extra-EC imports Extra-EC exports		SITC-2 divisions	Extra-EC	Table 4
Member States + EUR 10	Imports Exports	Indices	All products together	World	Table 6
	Imports Exports Balance	Values % = I/E × 100	All products together	World Intra-EC Extra-EC	Table 7
	Imports	Values	All products together	Member States	Table 8
	Imports Exports	Values	All products together	10 areas + USA	Table 9
	Imports Exports	Values	SITC-1 sections	Intra-EC Extra-EC	Table 11
20 non-member countries	Imports Exports	Values	All products together	World EUR 10	Table 14

**Individual monthly data**

Member States + EUR 10	Imports Exports	Values Quantities	SITC-3 groups	Intra-EC Extra-EC	Table 13
------------------------	--------------------	----------------------	---------------	----------------------	----------

**Individual and cumulative monthly data**

Member States + EUR 10	Imports Exports	Values Indices 80/81	All products together	Areas + individual countries	Table 10
------------------------	--------------------	----------------------------	-----------------------	------------------------------	----------

**Individual quarterly data**

Member States + EUR 10	Imports Exports	Values	SITC-1 sections SITC-2 divisions	Intra-EC Extra-EC	Table 5
------------------------	--------------------	--------	-------------------------------------	----------------------	---------

**Cumulative quarterly data**

Member States + EUR 10	Imports Exports	Values	SITC-1 sections	Areas + 90 main individual countries	Table 12
------------------------	--------------------	--------	-----------------	--------------------------------------	----------

## EURONET

### Introduction

The Euronet-Diane network was set up on the initiative of the Commission of the European Communities to promote exchanges of scientific, technical and socio-economic information between Community countries.

Euronet is a European telecommunications network set up by the post and telecommunications authorities to permit conversational-mode access to data bases.

Diane (Direct Information Access Network for Europe) is a group of host computer centres which disseminate their data bases via Euronet. All the Diane host computer centres have signed a memorandum of understanding with the Commission relating to the principles of competition and non-discrimination laid down by the Treaty of Rome.

For details of how to obtain further information on Euronet, see page 41 — Useful addresses.

Euronet is used at present to disseminate the external trade data stored in CRONOS (CRONOS-Eurostat) and will be used from the end of 1981 to disseminate all the external trade data in the hands of the SOEC (COMEXT - Eurostat).

### CRONOS - Eurostat

The SOEC has called on the services of outside host computer centres to disseminate CRONOS via Euronet (see page 41 — Useful addresses). This facility has been in operation since the beginning of 1981 and allows access to, amongst other things, the external trade data stored in the domains FRIC, QUIC, SNAG, ZCAI and ZPVD (see pages 28 to 30, 35 and 36 respectively).

The host computer centres offer users calculation, graph and tabulation facilities and supply abstracts from the base on magnetic tape for the corresponding time series.

### COMEXT - Eurostat

The detailed external trade data will be accessible via Euronet from the end of 1981. The SOEC will use the ser-

vices of two host computer centres for this purpose (see page 41 — Useful addresses).

The data thus disseminated have the following characteristics:

- imports and exports of the Member States and the Community;
- product nomenclatures: NIMEXE, SITC, CCT;
- country nomenclature: Geonomenclature;
- data expressed in values, quantities and supplementary units;
- periodicity: three years available on a quarterly basis and the last 18 months available on a monthly basis.

The functions provided by the COMEXT software will include:

- selection by codes or key-words in the various nomenclatures;
- selection by combinations and permutations of characteristics such as: periods, flows, products, trading partners and reporting countries;
- tabulation, statistical calculations and graphs from the selected information.

The choice of media and processing and transmission methods will be based on the volume of data involved. Output will be either by direct display in conversational mode or, after batch processing, by display or print-out.

## SIENA

In parallel with the COMEXT - Eurostat project the SOEC is developing an external trade data base for use within the Commission. This project is code-named SIENA.

The SIENA data bank will be operational in the near future and will contain in particular the external trade data of the Community and the Member States in accordance with the NIMEXE, SITC or NACE/CLIO nomenclatures. The series will cover the last four years on a quarterly basis, data for previous periods being given only on an annual basis.

The programme can also be used to monitor changes in the NIMEXE nomenclature over a period of time and to

aggregate products, reporting countries and trading partners.

#### **ANALYSIS OF EXTERNAL TRADE STATISTICS**

In addition to compiling and disseminating statistical information, the SOEC analyses and studies the trade of the Community and its main trading partners in order to obtain a better picture of the Member States' trade patterns. Studies and analyses have accordingly been prepared in connection with the renewal of the Lomé Convention, the UNCTAD conference, the North-South Dialogue, the Euro-Arab Dialogue, EC-Latin America relations, etc.

This work takes the form of both complex in-depth studies which are published and brief analyses accompanied by *ad hoc* statistical tables.

The most recent publications are:

– 'Analysis of EC-ACP trade 1972-79', published in 1979;

– 'Analysis of EC-Arab League trade 1970-78', published in 1980;

– 'Foreign trade of the People's Republic of China 1974-78', published in 1979;

– 'EC-China: a statistical analysis of foreign trade – 1970-79', published in 1981;

– 'EC trade with the ACP States and the countries of the Southern Mediterranean', quarterly;

– 'ACP, statistical yearbook 1972/78', published in 1980.

Other studies are currently being prepared, e.g.:

– 'Analysis of trade between the EC and Latin America 1965-79';

– 'EC-World: a statistical analysis of trade 1963-79'.



## OTHER STATISTICS

### STATISTICS ON THE EXTERNAL TRADE OF THE ACP COUNTRIES

#### CRONOS - ZCAI

This domain of the CRONOS data bank contains 90 000 annual series on the external trade of the ACP and southern Mediterranean countries, dating back as far as 1962 in some cases:

The data are supplied by the statistical services of the ACP countries, either directly to Eurostat or through the UN Statistical Office.

The data stored in the domain ZCAI are used for the publication of the 'Yearbook of the external trade statistics of the ACP countries'.

**Summary table of the series in ZCAI**

Reporting countries	Flow	Unit	Products SITC-Rev. 1	Trading partners
Approx. 60 ACP countries 10 southern Mediterranean countries	Imports Exports	Values in USD 1 000	I All products together	World Main economic areas EUR 10 Member States Certain major industrialized countries
	Imports Exports	Values in USD 1 000	II SITC-1 sections	
	Imports Exports	Values in USD 1 000 Quantities in tonnes	III SITC-3 groups	World EUR 10
	Exports	Values Quantities	IV Main products (SITC-4 headings)	

#### ACP — Yearbook of external trade statistics

This publication contains the external trade statistics of the African, Caribbean and Pacific countries which are signatories of the Lomé Convention (ACP countries).

The data are given in values (v) expressed in USD 1 000 and in quantities expressed in tonnes. The products are coded in accordance with the SITC-Rev. 1 classification.

The ACP countries' import and export data are published by main products and groups of products in respect of the main trading partners and economic areas.

For each ACP country the yearbook contains the following three tables:

#### Table 1

Trends and structure of total trade by SITC sections (one digit):

- A. Imports from the rest of the world
- B. Imports from EUR 10
- C. Exports to the rest of the world
- D. Exports to EUR 10.

#### Table 2

Trade by SITC sections (one digit) broken down by main trading partners and economic areas:

- A. Imports
- B. Exports.

*Table 3*

Exports of the main products, classified according to SITC four-digit sub-groups, to the main trading partners and economic areas.

A set of microfiches summarizing the external trade statistics of the ACP countries is also available for consultation at the collection and dissemination division of the SOEC.

### THIRD COUNTRY STATISTICS

#### CRONOS - ZPVD

The ZPVD domain contains developing countries' macro-economic data, relating in particular to:

- demography and social indicators;
- geography and food policy;
- national accounts;
- transport and services;
- external trade;
- foreign aid;
- external debt;

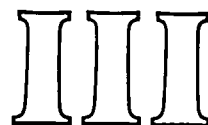
- public finances, currencies, external assets;
- balance of payments;
- agricultural and industrial production.

This domain is the main source for the publications 'ACP: Statistical yearbook' and 'External trade of the ACP and southern Mediterranean countries'.

#### Statistical data bases on third countries' external trade

A data bank on third countries' external trade is currently being developed to meet the requirements of Commission departments. It will contain two series of statistics.

- External trade data of most third countries in accordance with the SITC-Rev. 2 and NACE nomenclatures. The statistics will comprise quarterly data from 1978 onwards for the main industrialized third countries and annual data from 1979 onwards for most other third countries.
- Annual external trade data from 1963 to 1979 for about 110 reporting countries (including the Member States), based on the SITC-Rev. 1 and NACE nomenclatures.



Useful information



## INFORMATION

### PRICE-LIST OF PUBLICATIONS

For practical reasons the price of a publication is given in only one currency, namely the Belgian franc (BFR), which is the only legal tender in the publishing country (the Grand Duchy of Luxembourg). The prices quoted are the public prices in Luxembourg, exclusive of VAT. It is thus possible to submit an order directly to the Office for Official Publications of the European Communities (see the order form at the end of this guide) or to have a rough idea of the price in the various national currencies if one wants to buy publications from the sales offices listed on the inside back page.

The prices are valid for 1981 but may be revised in line with costs.

### Publications on magnetic tape

The price of the magnetic files is calculated at the rate of BFR 10 000 per tape. The cost of a complete file is as follows:

(in BFR)

File	Quarter			
	First	Second	Third	Fourth
NIMEXE-6	30 000	30 000	40 000	40 000
SITC-5	30 000	30 000	30 000	30 000
CCT-6				30 000

### Publications on microfiches

Reference to No of module in general programme	Periodicity						
	Annual		Half-yearly		Quarterly		
	Number of fiches	Price in BFR	Number of fiches	Price in BFR	Number of fiches	Price in BFR	
ISBN 92-825-2519-8	1111	179	5000	336	10000	636	20000
	1112	20	1000	38	1900	70	3500
	1115	106	3000	—	—	—	—
				1116	—	—	—
	1118	20	1000	36	1800	67	3350
	1119	163	8150	342	17100	594	29700
	1121	23	1150	42	2100	79	3950
	1131	5	250	10	500	19	950
	1211	29	1450	—	—	—	—
	1219	35	1750	—	—	—	—
1311	65	3250	123	6150	236	11800	
ISBN 92-825-2541-4	1312	8	400	14	700	26	1300
	1315	42	1500	—	—	—	—
				1316	—	—	—
	1321	13	650	26	1300	50	2500
	1331	4	200	8	400	15	750
	1341	2	100	4	200	8	400
	1510	31	1550	56	2800	106	5300
	1511	2	100	4	200	8	400
	1512	2	100	4	200	8	400
	1520	21	1050	39	1950	106	5300
1521	2	100	4	200	8	400	
1522	2	100	4	200	8	400	

The prices have been calculated at the rate of BFR 50 per microfiche. If a user does not wish to buy the full set, the price will therefore be calculated on the basis of the number of fiches supplied.

## Publications on microfiches (continued)

Reference to No of module in general programme	Annual		Periodicity		Quarterly	
	Annual		Half-yearly		Quarterly	
	Number of fiches	Price in BFR	Number of fiches	Price in BFR	Number of fiches	Price in BFR
1529	1	50	2	100	3	150
1530	3	150	5	250	10	500
1531	2	100	4	200	8	400
1532	2	100	4	200	8	400
1539	10	500	20	1000	30	1500
2111	130	4500	226	8000	423	16000
2112	270	8000	500	16000	1000	32000
2119	221	11050	396	19800	745	37150
2151	6	300	12	600	23	1150
2311	101	5050	222	11100	427	21350
2351	2	100	4	200	8	400
2510	36	1800	72	3600	132	6600
2511	3	150	6	300	12	600
2512	3	150	6	300	12	600
2911	16	800	30	1500	58	2900
2912	14	700	28	1400	55	2750

The prices have been calculated at the rate of BFR 50 per microfiche. If a user does not wish to buy the full set, the price will therefore be calculate on the basis of the number of fiches supplied.

## Printed publications

## GENERAL EXTERNAL TRADE PROGRAMME

Reference No of module	Title	Period	Price in BFR	ISBN Code No
1113, 1114	► Analytical tables of external trade — NIMEXE (13 volumes) Multilingual editions DIN A4, approx. 5 400 pages Price of full set:	1980	15750	92-825-2518-X
	Price per volume:			
	<i>Volumes A—L: products/countries</i>			
	Vol. A Chap. 1—24: agricultural products	1980	2 000	92-825-2505-8
	Vol. B Chap. 25—27: ores and concentrates	1980	400	92-825-2506-6
	Vol. C Chap. 28—38: chemicals	1980	2 000	92-825-2507-4
	Vol. D Chap. 39—43: plastics, leather	1980	1 000	92-825-2508-2
	Vol. E Chap. 44—49: wood, paper, cork	1980	1 000	92-825-2509-0
	Vol. F Chap. 50—67: textiles, footwear	1980	2 400	92-825-2510-4
	Vol. G Chap. 68—72: stone, plaster, ceramics, glass	1980	1 000	92-825-2511-2
Vol. H Chap. 73: pig iron, iron and steel	1980	1 200	92-825-2512-0	

## Printed publications (continued)

## GENERAL EXTERNAL TRADE PROGRAMME

Reference No of module	Title	Period	Price in BFR	ISBN Code No
2132	Vol. I Chap. 74—83: other base metals	1980	1 000	92-825-2513-9
	Vol. J Chap. 84—85: machinery and equipment	1980	3 300	92-825-2514-7
	Vol. K Chap. 86—89: transport equipment	1980	650	92-825-2515-5
	Vol. L Chap. 90—99: precision and optical instruments	1980	1 500	92-825-2516-3
	<i>Volume Z: countries/products</i> Vol. Z Chap. 1—99	1980	2 000	92-825-2517-1
1310, 2313	► Analytical tables of external trade — SITC Rev.2 (8 volumes) Multilingual editions DIN A4, approx. 3 400 pages Price of full set Price per volume	1980	9 000 1 500	92-825-2550-3
	The publication is divided into: Vol. I : Summary of trade by products and by countries/products	1980	1 500	92-825-2542-2
	<i>Volumes II to VIII: products/countries</i> Vol. II : SITC sections 0—4 agricultural products and raw materials — imports	1980	1 500	92-825-2543-0
	Vol. III : idem — exports	1980	1 500	92-825-2544-9
	Vol. IV : SITC section 5 chemicals and related products, n.e.s. — imports + exports	1980	1 500	92-825-2545-7
	Vol. V : SITC section 6 manufactured goods classified chiefly by material — imports	1980	1 500	92-825-2546-5
	Vol. VI : idem — exports	1980	1 500	92-825-2547-3
	Vol. VII : SITC section 7 machinery and transport equipm. — imports + exports	1980	1 500	92-825-2548-1
	Vol. VIII: SITC sections 8 and 9 miscel. manufac. articles — imports + exports	1980	1 500	92-825-2549-X
	2152, 2352	► Monthly external trade bulletin (11 issues in 1981) Multilingual edition DIN A4, approx. 100 pages Subscription price Price per issue Special issue: annual summary	1981 monthly       1958-1980	    1 800 200 200

## Other printed publications

Title	Period	Price in BFR	ISBN Code No
ACP: Yearbook of external trade statistics DIN A4 — 1000 pages (EN/FR), 1981	1972-78	500	92-825-2164-8
Analysis of EC-ACP trade DIN A4 — 495 pages (EN/FR), 1979	1972-79	900	92-825-1128-6
ACP: Statistical yearbook DIN A4 — 600 pages (EN/FR), 1980	1972-78	750	92-825-1935-X
EEC trade with the ACP and Southern Mediterranean countries Quarterly bulletin DIN A4 - approx. 75 pages (EN/FR) Subscription Price per issue	1981 quarterly	300 100	ISSN 0379-3486
Analysis of trade between the EC and the Arab League DIN A4 — 543 pages (EN/FR), 1980	1970-78	1140	92-825-1907-4
The foreign trade of the People's Republic of China DIN A4 — 106 pages (EN/FR), 1979	1974-78	200	92-825-1143-X
EC-China: a statistical analysis of foreign trade DIN A4 — 230 pages (EN/FR)	1970-79	300	92-825-2307-1
Analysis of trade between the EC and Latin America DIN A4 — 423 pages (EN/FR), 1981	1965-80	500(E) (F)	92-825-2576-7 92-825-2577-5
EC-World trade: A statistical analysis DIN A4 — 649 pages (EN/FR), 1981	1963-79	700	92-825-2232-6



### **USEFUL ADDRESSES**

Further information about Eurostat publications on the external trade of the Community and the Member States can be obtained from:

- Statistical Office of the European Communities  
External Trade  
Specialized Service: Collection and Dissemination  
L-2920 Luxembourg

Tel.: Luxembourg 4301-3530 between 9 a.m. and 12.30 p.m and between  
2.30 p.m. and 4.30 p.m. (Mr Poliart - Mr Graff or Miss Bisenius)  
Telex: COMEUR LU 3423

Useful information about the COMEXT data bank can be obtained by telephoning either of the two following host computer centres:

- SIA Ltd, Ebury Gate  
23 Lower Belgrave Street  
London SW1W ONW.

Tel.: 01-730-4544

- Euris  
Division serveur de Honeywell Bull S.A.  
Square de Meeus, n° 5  
B-1040 Bruxelles

Tel.: 513.82.38

Further information about the Euronet network can be obtained from:

- L'Equipe de lancement Euronet-Diane,  
15, Avenue de la Faiencerie,  
L-2017 Luxembourg

Tel.: 40 221

Information about the CRONOS-Eurostat data base and the procedures for access to the data (via Euronet, magnetic tapes, etc.) can be obtained from:

- Statistical Office of the European Communities  
Division C.4  
L-2920 Luxembourg

Tel.: 4301-2011

or from the following host computer centre:

- SIA Ltd, Ebury Gate  
23 Lower Belgrave Street  
London SW1W ONW

Tel.: 01-730-4544

**COMMUNITY LEGISLATION CONCERNING FOREIGN TRADE STATISTICS**

- ▶ *Council Regulation (EEC) No 1445/72 of 24 April 1972* concerning the nomenclature of goods for the external trade statistics of the Community and statistics of trade between Member States (NIMEXE) (OJ L 161/1 of 17. 7. 1972).
- ▶ *Regulation (EEC) No 3065/75 of the Council of 24 November 1975* amending Council Regulation (EEC) No 1445/72 concerning the nomenclature of goods for external trade statistics of the Community and statistics of trade between Member States (NIMEXE) (OJ L 307/1 of 27. 11. 1975).
- ▶ *Regulation (EEC) No 1376/75 of the Council of 24 June 1975* on the external trade statistics of the Community and statistics of trade between Member States (OJ L 183/3 of 14. 7. 1975).
- ▶ *Commission Regulation (EEC) No 546/77 of 16 March 1977* on statistical procedures in respect of the Community's external trade (OJ L 70/13 of 17. 3. 1977).
- ▶ *Council Regulation (EEC) No 2845/77 of 19 December 1977* amending Regulation (EEC) No 1736/75 on the external trade statistics of the Community and statistics of trade between Member States (OJ L 329/3 of 22. 12. 1977).
- ▶ *Commission Regulation (EEC) No 2415/78 of 17 December 1978* on the statistical threshold in the external trade statistics of the Community and statistics of trade between Member States (OJ L 292/19 of 18. 10. 1978).
- ▶ *Commission Regulation (EEC) No 3346/80 of 23 December 1980* amending Regulation (EEC) No 2415/78 on the statistical threshold in the external trade statistics of the Community and statistics of trade between Member States (OJ L 351/14 of 31. 12. 1980).
- ▶ *Commission Regulation (EEC) No 3488/80 of 23 December 1980* on the annual updating of the country nomenclature of the external trade statistics of the Community and statistics of trade between Member States (OJ L 365 of 31. 12. 1980).<sup>1</sup>
- ▶ *Commission Regulation (EEC) No 3285/80 of 19 December 1980* amending the goods nomenclature of the external trade statistics of the Community and statistics of trade between Member States (NIMEXE) (OJ L 646 of 22. 12. 1980).<sup>2</sup>
- ▶ *Commission Regulation (EEC) No 518/79 of 19 March 1979* recording exports of complete industrial plant in the external trade statistics of the Community and statistics of trade between Member States (OJ L 69/10 of 20. 3. 1979).

<sup>1</sup> This Regulation is *renewed* every year in accordance with the periodic amendments of the Geonom.

<sup>2</sup> This Regulation is *renewed* every year in accordance with the periodic amendments of the NIMEXE.

# ORDER FORM

To be sent as appropriate to:

**STATISTICAL OFFICE OF THE EUROPEAN COMMUNITIES,  
Division E.3 — External Trade (Collection and Dissemination),  
L-2920 Luxembourg**

or:

**OFFICE FOR OFFICIAL PUBLICATIONS OF THE  
EUROPEAN COMMUNITIES,  
L-2985 LUXEMBOURG**  
(postal cheque acc. 19190-81, current bank acc. BIL 8-109/6003/300)

Please send me the following publication(s):

Microfiches

Module No(s) .....

Period .....

Frequency: annual, half-yearly, quarterly\*

If you do not want the full set, please state below the nomenclature headings in which you are interested

.....  
.....  
.....

Other publications

Title .....

.....

Title .....

.....

Payment on receipt of invoice

Name or name of company .....

.....

Address:

Street ..... No .....

Town .....

Post code ..... Country .....

Signature ..... Date .....

\* Delete as applicable.



## Classification of Eurostat publications

Themes	Sub-themes
<b>1. General statistics</b> (grey covers)	1. General statistics 2. Regional general statistics 3. Third-country statistics
<b>2. National accounts, finance and balance of payments</b> (violet covers)	1. National accounts 2. Accounts of sectors 3. Accounts of branches 4. Money and finance 5. Regional accounts and finance 6. Balance of payments 7. Prices
<b>3. Population and social conditions</b> (yellow covers)	1. Population 2. Social conditions 3. Education and training 4. Employment 5. Social protection 6. Wages and salaries
<b>4. Industry and services</b> (blue covers)	1. Industry, general 2. Energy 3. Iron and steel 4. Transport and services
<b>5. Agriculture, forestry and fisheries</b> (green covers)	1. Agriculture, general 2. Agriculture, production and balances 3. Agriculture, prices 4. Agriculture, accounts 5. Agriculture, structure 6. Forestry 7. Fisheries
<b>6. Foreign trade</b> (red covers)	1. Nomenclature 2. Community trade, general 3. Trade with developing countries
<b>9. Miscellaneous</b> (brown covers)	1. Miscellaneous statistics 2. Miscellaneous information

## Theme 6 — Foreign trade

Sub-themes	Titles	Frequency
1. Nomenclature	<i>1. Geonomenclature</i>	A
2. Community trade, general	<i>2. Analytical tables of foreign trade NIMEXE (13 volumes)*</i> <i>3. Analytical tables of foreign trade CTCI (8 volumes)*</i> <i>4. Foreign trade — ECSC products**</i> <i>5. Monthly external trade bulletin</i> <i>6. Foreign trade</i> <i>7. Foreign trade — analysis by branch</i>	A A A M A NP
3. Trade with developing countries	<i>8. Foreign trade of the ACP and south Mediterranean States</i>	Q

\* This publication is also available on microfiche.  
 \*\* This publication is only available on microfiche.

**Abbreviations:**  
 A = annual  
 M = monthly  
 NP = not periodical  
 Q = quarterly



European Communities — Commission

**External trade statistics — User's Guide**

Luxembourg: Office for Official Publications of the European Communities

1982 — 42 pp. — 21.0 × 29.7 cm

Foreign trade (red cover)

DA, DE, GR, EN, FR, IT, NL

ISBN 92-825-2690-9

Catalogue number: CA-32-81-964-EN-C

Price (excluding VAT) in Luxembourg

ECU 3.96    BFR 150    IRL 2.50    UKL 2.20    USD 4

For the first time the Statistical Office of the European Communities is publishing a guide intended to help the users of its external trade statistics.

On the one hand, this publication provides the essential basic methodological information and, on the other hand, it helps the user to find his way through the maze of statistical material produced by the SOEC.

The guide contains a list and a description of printed publications and publications on microfiche and magnetic tape with prices and subscription terms, and also informs the user whether the data-bases and information can be accessed on-line via Euronet.





**Salgs- og abonnementskontorer · Vertriebsbüros · Γραφεία πώλησεως ·  
Sales Offices · Bureaux de vente · Uffici di vendita · Verkoopkantoren**

**Belgique — België**

*Moniteur belge — Belgisch Staatsblad*  
Rue de Louvain 40-42 — Leuvensestraat 40-42  
1000 Bruxelles — 1000 Brussel  
Tél. 512 00 26

*Sous-dépôts — Agentschappen :*

Librairie européenne — Europese Boekhandel  
Rue de la Loi 244 — Wetstraat 244  
1040 Bruxelles — 1040 Brussel

CREDOC

Rue de la Montagne 34 - Bte 11  
Bergstraat 34 - Bus 11  
1000 Bruxelles — 1000 Brussel

**Danmark**

*Schultz Forlag*

Møntergade 21  
1116 København K  
Tlf. (01) 12 11 95

*Underagentur :*

Europa Bøger  
Gammel Torv 6 — Postbox 137  
1004 København K  
Tlf. (01) 15 62 73

**BR Deutschland**

*Verlag Bundesanzeiger*

Breite Straße — Postfach 10 80 06  
5000 Köln 1  
Tel. (0221) 20 29-0  
(Fernschreiber : Anzeiger Bonn 8 882 595)

**Greece**

*G.C. Eleftheroudakis S.A.*

International bookstore  
4 Nikis street  
Athens (126)  
Telex 219410 elef gr

*Sub-agent for Northern Greece :*

Molho's Bookstore  
10 Tsimiski Street  
Thessaloniki  
Tel. 275 271  
Telex 412885 limo

**France**

*Service de vente en France des publications des  
Communautés européennes*

*Journal officiel*

26, rue Desaix  
75732 Paris Cedex 15  
Tél. (1) 578 61 39

*« Service de documentation »*

D.E.P.P. — Maison de l'Europe  
37, rue des Francs-Bourgeois  
75004 Paris  
Tél. 887 96 50

**Ireland**

*Government Publications*

Sales Office  
G.P.O. Arcade  
Dublin 1

or by post

*Stationery Office*

Dublin 4  
Tel. 78 96 44

**Italia**

*Libreria dello Stato*

Piazza G. Verdi, 10  
00198 Roma — Tel. (6) 8508  
Telex 62008

**Nederland**

*Staatsdrukkerij- en uitgeverijbedrijf*

Christoffel Plantijnstraat  
Postbus 20014  
2500EA 's-Gravenhage  
Tel. (070) 78 99 11

**United Kingdom**

*H.M. Stationery Office*

P.O. Box 569  
London SE1 9NH  
Tel. (01) 928 69 77. ext. 365

**España**

*Libreria Mundi-Prensa*

Castelló 37  
Madrid 1  
Tel. 275 46 55

**Portugal**

*Livraria Bertrand, s.a.r.l.*

Rua João de Deus — Venda Nova  
Amadora  
Tél. 97 45 71  
Télex 12 709 — litran — p.

**Schweiz - Suisse - Svizzera**

*Librairie Payot*

6, rue Grenus  
1211 Genève  
Tél. 31 89 50

**Sverige**

*Librairie C.E. Fritzes*

Regeringsgatan 12  
Box 16356  
103 27 Stockhol'm  
Tél. 08-23 89 00

**United States of America**

*European Community Information Service*

2100 M Street, N.W.  
Suite 707  
Washington, D.C. 20 037  
Tel. (202) 862 95 00

**Grand-Duché de Luxembourg**

\*  
\*\*

**Andre lande · Andere Länder · Άλλες χώρες · Other countries · Autres pays · Altri paesi · Andere landen**

Kontoret for De europæiske Fællesskabers officielle Publikationer · Amt für amtliche Veröffentlichungen der Europäischen Gemeinschaften ·  
Υπηρεσία Έπισημων Έκδόσεων των Ευρωπαϊκών Κοινοτήτων · Office for Official Publications of the European Communities ·  
Office des publications officielles des Communautés européennes · Ufficio delle pubblicazioni ufficiali delle Comunità europee ·  
Bureau voor officiële publikaties der Europese Gemeenschappen

L-2985 Luxembourg - 5, rue du Commerce · Tel. 49 00 81

Price (excluding VAT) in Luxembourg

ECU 3.96    BFR 150    IRL 2.50    UKL 2.20    USD 4



OFFICE FOR OFFICIAL PUBLICATIONS  
OF THE EUROPEAN COMMUNITIES

ISBN 92-825-2690-9

L-2985 Luxembourg

Catalogue number: CA-32-81-964-EN-C