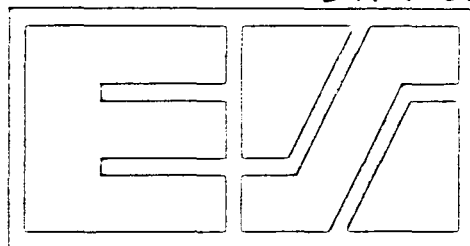


UNEMPLOYMENT



LIBRARY

eurostat

Monthly

17 May 1984

REGISTERED UNEMPLOYED

IN THE COMMUNITY

April 1984

The number of persons registered as unemployed at public employment offices in the Community of Nine fell again in April by about 230,000. However, the total still stands at 12.5 million or 11.1% of the civilian working population.

The seasonally adjusted figures for the Community of Nine reveal a slight increase in unemployment. This is due to a continued rise in the seasonally adjusted figures for Italy (+ 2.9% by the EUROSTAT-method), France (+2.3% by the national method) and the Federal Republic of Germany (+ 0.9% according to the calculations of the Federal Institution for Labour). There was also a slight increase in Ireland's figures. In the United Kingdom and the Netherlands, the seasonally adjusted number of persons registered as unemployed remained practically unchanged from that of the previous month, whereas it fell again in Belgium as in the past few months.

At the end of April 1984, unemployment was 7.4% higher than in April last year. The sharpest increases were in Italy (+ 15.7%), Ireland (+ 13.7%), France (+ 14.6%) and Luxembourg (+ 9.2%). By comparison, much lower increases have been registered in the United Kingdom (+2.3%) and Denmark (+2.6%). In the Federal Republic of Germany and in Belgium, the number of persons registered as unemployed remained broadly the same as in April 1983.

Whilst the increase in unemployment among under-25-year-old men was near the average for last year, that of under-25-year-old women was above the average. The proportion of young women in the total of unemployed women in the Community of Nine rose from 42,2% in April 1983 to 43,8% in April 1984.



DE EUROPÆISKE FÆLLESSKABERS STATISTISKE KONTOR
STATISTISCHES AMT DER EUROPÄISCHEN GEMEINSCHAFTEN
ΣΤΑΤΙΣΤΙΚΗ ΥΠΗΡΕΣΙΑ ΤΩΝ ΕΥΡΩΠΑΪΚΩΝ ΚΟΙΝΟΤΗΤΩΝ
STATISTICAL OFFICE OF THE EUROPEAN COMMUNITIES
OFFICE STATISTIQUE DES COMMUNAUTÉS EUROPÉENNES
ISTITUTO STATISTICO DELLE COMUNITÀ EUROPEE
BUREAU VOOR DE STATISTIEK DER EUROPESE GEMEENSCHAPPEN

L-2920 Luxembourg — Tél. 43011 — Télex: Comeur Lu 3423
B-1049 Bruxelles, Bâtiment Berlaymont, Rue de la Loi 200 (Bureau de liaison) — Tél. 235.11.11

NOTE: More detailed information on unemployment is contained in the yearly publication 'Employment and unemployment'.

This monthly bulletin was prepared by the division 'Employment and labour force sample survey'.

Information: H.J. NOERENBERG - tel. 4301-2491

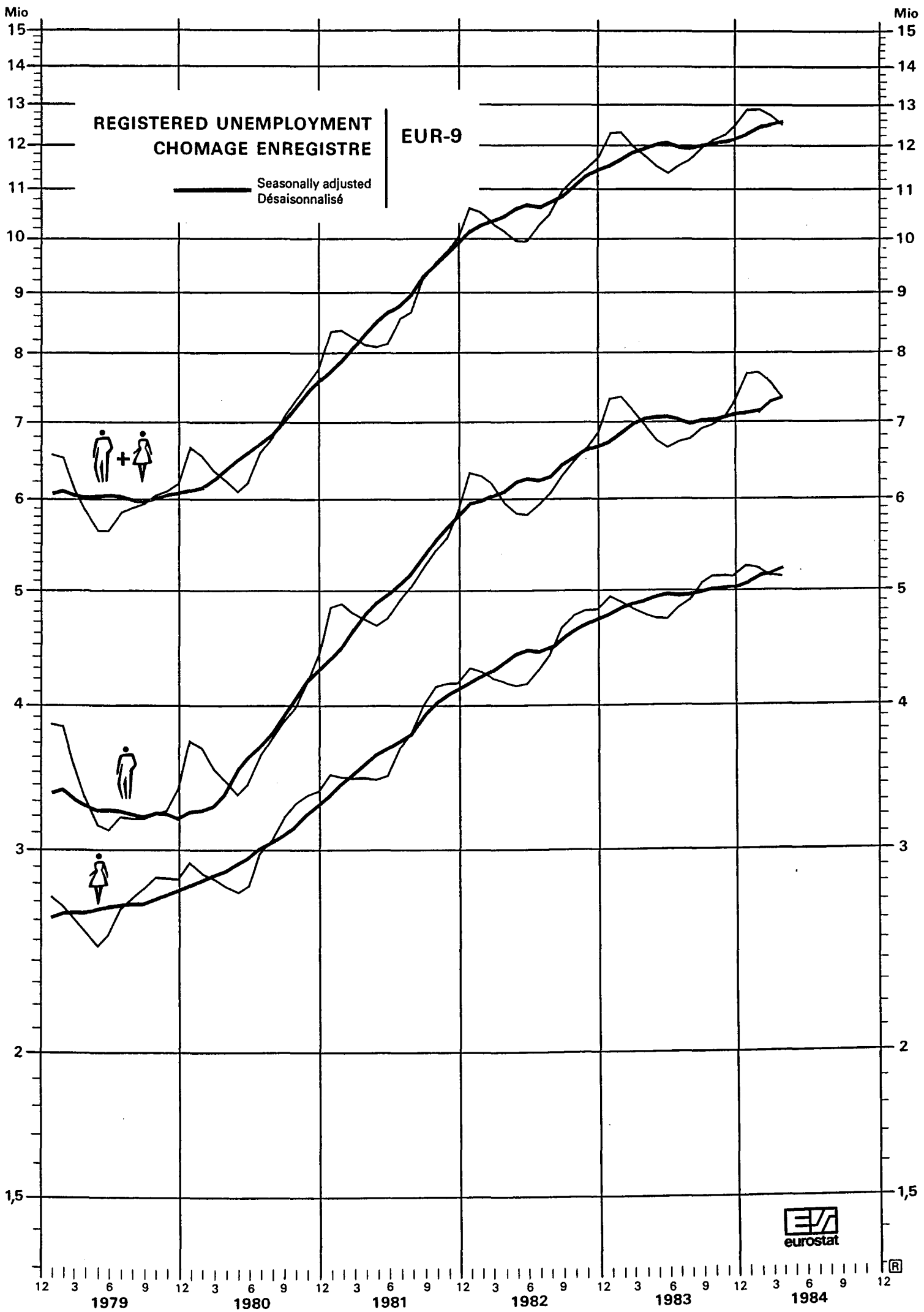
Symbols and abbreviations


T	Total	∅	Average	p	Preliminary
M	Males	:	Not available	r	Revised
F	Females	*	Estimated by Eurostat		

Luxembourg: Office for Official Publications of the European Communities, 1984

Reproduction is subject to acknowledgement of the source

Printed in Luxembourg





TAB. 1

		BR DEUTSCH- LAND	FRANCE	ITALIA (1)	NEDER- LAND	BELGIQUE BELGIË	LUXEM- BOURG	UNITED KINGDOM	IRELAND	DANMARK (1)	EUR 9	ELLAS	EUR 10
UNEMPLOYED													
at end of month (x 1 000)													
JANUARY 1984	T	2539,3	2252,1	2960,1	862,7	601,7	3,108	3199,7	215,6	316,7	12951,0	92,4	13043,4
	M	1509,7	1175,2	1556,6	597,4	282,9	1,735	2245,4	161,3	161,2	7691,4	57,1	7748,5
	F	1029,6	1077,0	1403,5	265,3	318,7	1,373	954,3	54,3	155,5	5259,6	35,3	5294,9
FEBRUARY 1984	T	2536,6	2258,1	3002,8	857,5	589,1	3,184	3186,4	216,0	313,9	12963,5	83,8	13047,3
	M	1521,9	1188,9	1582,9	596,4	277,1	1,711	2236,9	161,7	159,8	7727,3	53,5	7780,9
	F	1014,6	1069,3	1419,9	261,1	312,0	1,473	949,5	54,2	154,1	5236,2	30,2	5266,4
MARCH 1984	T	2393,3	2247,0	3011,8	835,0	573,6	2,759	3142,8	214,0	299,7	12720,0	76,7	12796,7
	M	1407,3	1187,9	1583,5	577,8	268,6	1,375	2205,1	160,3	150,2	7542,1	48,7	7590,8
	F	986,0	1059,1	1428,3	257,3	305,0	1,384	937,7	53,7	149,5	5178,0	28,0	5206,0
APRIL 1984	T	2253,5	2234,8	3014,0	814,5	558,5	2,464	3107,7	213,5	294,0	12493,0	68,0	12561,0
	M	1283,7	1185,9	1584,8	561,6	260,1	1,228	2180,1	159,2	143,0	7359,6	42,1	7401,7
	F	969,8	1048,9	1429,2	252,9	298,4	1,236	927,6	54,3	151,0	5133,3	25,9	5159,2
APRIL 1983	T	2253,8	1949,6	2604,5	756,9	555,6	2,257	3037,5*	187,9	286,5	11634,6*	64,9	11699,5*
	M	1279,3	999,5	1408,3	530,0	259,4	1,295	2174,0*	142,2	152,0	6946,0*	39,2	6985,2*
	F	974,4	950,1	1196,2	226,9	296,2	0,962	863,5*	45,7	134,5	4688,6*	25,7	4714,3*
CHANGES (%)													
JANUARY 1984	T	8,1	1,1	4,6	0,8	-0,8	5,3	3,9	3,6	9,5	4,0	2,7	4,0
DECEMBER 1983	M	12,3	1,8	5,7	1,4	-0,5	11,6	3,6	3,9	14,1	5,2	8,5	5,2
	F	2,4	0,4	3,4	-0,5	-1,1	-1,8	4,6	2,8	5,1	2,4	-5,4	2,3
FEBRUARY 1984	T	-0,1	0,3	1,4	-0,6	-2,1	2,4	-0,4	0,2	-0,9	0,1	-9,3	0,0
JANUARY 1984	M	0,8	1,2	1,7	-0,2	-2,1	-1,4	-0,4	0,3	-0,9	0,5	-6,2	0,4
	F	-1,4	-0,7	1,2	-1,6	-2,1	7,3	-0,5	-0,0	-0,9	-0,4	-14,3	-0,5
MARCH 1984	T	-5,7	-0,5	0,3	-2,6	-2,6	-13,3	-1,4	-0,9	-4,5	-1,9	-8,5	-1,9
FEBRUARY 1984	M	-7,5	-0,1	0,0	-3,1	-3,1	-19,6	-1,4	-0,9	-6,0	-2,4	-9,1	-2,4
	F	-2,8	-1,0	0,6	-1,5	-2,3	-6,0	-1,2	-1,0	-3,0	-1,1	-7,4	-1,1
APRIL 1984	T	-5,8	-0,5	0,1	-2,5	-2,6	-10,7	-1,1	-0,2	-1,9	-1,8	-11,2	-1,8
MARCH 1984	M	-8,8	-0,2	0,1	-2,8	-3,2	-10,7	-1,1	-0,7	-4,8	-2,4	-13,4	-2,5
	F	-1,6	-1,0	0,1	-1,7	-2,2	-10,7	-1,1	1,2	1,0	-0,9	-7,4	-0,9
APRIL 1984	T	-0,0	14,6	15,7	7,6	0,5	+9,2	2,3*	13,7	2,6	7,4	4,8	7,4
APRIL 1983	M	0,3	18,6	17,3	6,0	0,2	-5,2	0,3*	12,0	-5,9	6,0	7,4	6,0
	F	-0,5	10,4	14,0	11,4	0,8	+28,5	7,4*	18,8	12,2	9,5	0,7	9,4
UNEMPLOYMENT RATE													
(% of working population)													
JANUARY 1984	T	9,4	9,9	13,1	15,4	14,7	1,9	12,1	17,0	11,9	11,5	2,5*	11,2*
	M	9,2	8,6	10,5	16,2	11,3	1,6*	14,1	17,9	11,0	11,1*	2,3*	10,8*
	F	9,8	11,7	17,9	13,9	20,0	2,6*	9,1	14,7	12,9	12,2*	3,0*	12,0*
FEBRUARY 1984	T	9,4	9,9	13,3	15,3	14,4	2,0	12,1	17,0	11,8	11,5	2,3*	11,2*
	M	9,3	8,7	10,7	16,2	11,1	1,5*	14,0	18,0	10,9	11,1*	2,1*	10,8*
	F	9,7	11,6	18,1	13,7	19,6	2,8*	9,1	14,7	12,8	12,2*	2,6*	11,9*
MARCH 1984	T	8,9	9,8	13,3	14,9	14,0	1,7	11,9	16,9	11,2	11,3	2,1*	11,0*
	M	8,6	8,7	10,7	15,7	10,8	1,3*	13,8	17,8	10,3	10,9*	1,9*	10,6*
	F	9,4	11,5	18,3	13,5	19,1	2,7*	9,0	14,6	12,4	12,0*	2,4*	11,7*
APRIL 1984	T	8,4	9,8	13,3	14,6	13,7	1,5	11,8	16,8	11,0	11,1	1,8*	10,8*
	M	7,8	8,7	10,7	15,2	10,4	1,1*	13,7	17,7	9,8	10,6*	1,7*	10,3*
	F	9,2	11,4	18,3	13,3	18,7	2,4*	8,9	14,7	12,5	12,0*	2,2*	11,7*
APRIL 1983	T	8,4	8,5	11,5	13,5	13,6	1,4	11,5*	14,8	10,7	10,3*	1,8*	10,1*
	M	7,8	7,3	9,5	14,4	10,4	1,2*	13,6*	15,8	10,4	10,0*	1,6*	9,7*
	F	9,3	10,3	15,3	11,9	18,6	1,8*	8,3*	12,4	11,1	10,9*	2,2*	10,7*

(1) Data for the latest month are provisional.

TAB. 2

		BR DEUTSCH- LAND	FRANCE	ITALIA (1)	NEDER- LAND	BELGIQUE BELGIË	LUXEM- BOURG	UNITED KINGDOM	IRELAND	DANMARK (1)	EUR 9	ELLAS	EUR 10
SHARE OF FEMALE UNEMPLOYED IN TOTAL UNEMPLOYMENT (%)													
JANUARY 1984		40,5	47,8	47,4	30,8	53,0	44,2	29,8	25,2	49,1	40,6	38,2	40,6
FEBRUARY 1984		40,0	47,4	47,3	30,4	53,0	46,3	29,8	25,1	49,1	40,4	36,1	40,4
MARCH 1984		41,2	47,1	47,4	30,8	53,2	50,2	29,8	25,1	49,9	40,7	36,5	40,7
APRIL 1984		43,0	46,9	47,4	31,0	53,4	50,2	29,8	25,4	51,4	41,1	38,1	41,1
APRIL 1983		43,2	48,7	45,9	30,0	53,3	42,6	28,4*	24,3	47,0	40,3*	39,6	40,3*
UNEMPLOYED UNDER 25 YEARS													
a) x 1 000													
JANUARY 1984		T	:	906,3	1379,0	332,0	217,4	1,443	1259,7	67,6	83,3	:	:
FEBRUARY 1984		T	:	904,4	1375,6	325,7	205,8	1,466	1246,3	66,9	81,2	:	:
MARCH 1984		T	609,2	887,2	1398,7	309,2	192,8	1,203	1223,1	65,9	77,2	4764,5	:
		M	336,6	411,8	656,7	171,3	82,4	0,464	748,9	42,4	33,9	2484,5	:
		F	272,6	475,4	742,0	138,0	110,4	0,739	474,2	23,5	43,2	2280,0	:
APRIL 1984		T	:	878,1	1403,1	301,9	180,0	1,037	1196,9	65,6	76,0	:	:
		M	:	409,7	664,3	166,9	75,8	0,415	732,0	42,1	32,0	:	:
		F	:	468,5	738,8	135,0	104,2	0,622	464,9	23,5	44,0	:	:
APRIL 1983		T	:	758,5	1147,4	286,9	194,7	0,976	1191,8	56,2	76,7*	:	17,5
		M	:	333,1	539,2	163,5	83,9	0,433	744,8	36,7	36,6*	:	8,9
		F	:	425,4	608,2	123,4	110,8	0,543	447,0	19,5	40,1*	:	8,6
b) share of total unemployment (%)													
JANUARY 1984		T	:	40,2	46,6	38,5	36,1	46,4	39,4	31,4	26,3	37,4*	:
FEBRUARY 1984		T	:	40,1	45,8	38,0	34,9	46,0	39,1	31,0	25,9	37,0*	:
MARCH 1984		T	25,5	39,5	46,4	37,0	33,6	43,6	36,9	30,8	25,7	37,5	:
		M	23,9	34,7	41,5	29,6	30,7	33,7	34,0	26,4	22,6	32,9	:
		F	27,6	44,9	51,9	53,6	36,2	53,4	50,6	43,7	28,9	44,0	:
APRIL 1984		T	:	39,3	46,6	37,1	32,2	42,1	38,5	30,7	25,9	37,5*	:
		M	:	34,5	41,9	29,7	29,1	33,8	33,6	26,5	22,4	33,0*	:
		F	:	44,7	51,7	53,4	34,9	50,3	50,1	43,3	29,1	43,8*	:
APRIL 1983		T	:	38,9	44,1	37,9	35,0	43,2	39,2*	29,9	26,8*	36,5*	26,9
		M	:	33,3	38,3	30,9	32,3	33,4	34,3*	25,8	24,1*	32,6*	22,7
		F	:	44,8	50,8	54,4	37,4	56,4	51,8*	42,7	29,8*	42,2*	33,3
FOREIGN UNEMPLOYED (x 1 000)													
JANUARY 1984		T	305,6	280,6	:	64,9	76,5	1,456	:	:	12,3	:	:
FEBRUARY 1984		T	303,7	284,6	:	65,0	75,9	1,464	:	:	12,2	:	:
MARCH 1984		T	293,2	289,3	:	64,9	75,3	1,325	:	:	12,3	:	:
REGISTRATIONS OF UNEMPLOYED DURING THE MONTH (x 1 000)													
JANUARY 1984		T	474,0	302,6	175,5	52,1	50,8	1,533	408,8	:	141,5	:	26,6
		M	329,1	173,3	80,3	37,3	26,1	0,923	259,9	:	89,6	:	16,4
		F	144,9	129,2	95,2	14,8	24,7	0,610	148,9	:	51,9	:	10,1
FEBRUARY 1984		T	289,8	264,0	176,3	43,6	38,9	1,370	334,5	:	67,4	:	13,6
		M	186,5	159,4	80,9	30,3	19,7	0,718	216,8	:	38,9	:	8,7
		F	103,2	104,6	95,3	13,2	19,2	0,652	117,6	:	28,5	:	4,9
MARCH 1984		T	251,1	262,5	178,7	50,0	45,7	1,154	294,0	:	71,6	:	14,1
		M	151,0	153,4	81,5	32,8	22,9	0,624	190,9	:	38,8	:	8,9
		F	100,1	109,1	97,2	17,2	22,8	0,530	103,1	:	32,8	:	5,1
VACANCIES													
a) at end of month (x 1 000)													
JANUARY 1984		T	70,0	49,0	:	10,6	6,6	0,2	132,8	1,2	0,2	:	1,0
FEBRUARY 1984		T	79,7	48,5	:	13,0	6,8	0,2	133,0	:	0,2	:	1,1
MARCH 1984		T	93,3	49,1	:	14,8	6,9	0,3	143,7	:	0,2	:	1,2
b) registered during the month (x 1 000)													
JANUARY 1984		T	91,5	37,7	:	1,1	11,9	1,3	170,2	1,9	8,9	:	:
FEBRUARY 1984		T	106,8	35,4	:	1,4	10,7	1,1	171,8	:	10,1	:	:
MARCH 1984		T	135,4	38,5	:	1,4	11,8	1,6	199,3	:	13,2	:	:

(1) Data for the latest month are provisional.



Explanatory notes

This bulletin is based on national data of numbers of **persons registered at public employment offices**. The data given are standardized to the greatest extent possible at the present time and may differ in some cases from those normally used by the individual countries. Differing national legislation and administrative procedures in the Member States prevent the establishment of fully comparable figures of unemployment. The data should be used only for the analysis of trends and are not suitable for inter-country comparisons of absolute levels of unemployment.

In principle, the definition of registered unemployed adopted by Eurostat in agreement with government experts is: **persons without a job, seeking an employment as employee and immediately available for work**. This definition applies to most Member States. Excluded are workers on short time for economic or meteorological reasons.

The following series are used:

- | | |
|-----------------------------|---|
| Federal Republic of Germany | : Unemployed persons registered at public employment offices and seeking an employment of at least 20 hours per week; series furnished by the <i>Bundesanstalt für Arbeit</i> . |
| France | : Unemployed persons registered at the <i>Agence de l'Emploi</i> and seeking permanent full-time employment (Demandeurs de catégorie 1). Series furnished by the <i>Ministère des Affaires Sociales et de la Solidarité Nationale</i> . |
| Italy | : Unemployed persons registered in classes I and II of the Liste di Collocamento of the <i>Ministero del Lavoro e della Previdenza Sociale</i> . Housewives seeking a first employment and persons supported in full or in part by the <i>Cassa Integrazione Guadagni</i> are excluded. |
| Netherlands | : Persons registered at the employment offices and seeking an employment of more than 20 hours per week (werklozen); series furnished by the <i>Ministerie van Sociale Zaken</i> . |
| Belgium | : All persons in the following categories registered at employment offices: wholly unemployed persons in receipt of benefits, other unemployed persons compulsorily registered and unoccupied persons voluntarily registered. Series furnished by the <i>Office National de l'Emploi</i> . |
| Luxembourg | : Unemployed persons registered with the employment offices and seeking an employment of 20 or more hours per week; series furnished by the <i>Administration de l'Emploi</i> . |
| United Kingdom | : Persons seeking full-time work and claiming unemployment benefit because they are out of work; series furnished by the <i>Department of Employment</i> . |
| Ireland | : Claimants for unemployment benefit, applicants for unemployment assistance and others seeking work who are registered with the employment services of the Department of Social Welfare. Excluded are persons seeking part-time employment; series furnished by the <i>Central Statistics Office</i> . |
| Denmark | : Persons seeking full-time or part-time employment, whether or not members of an unemployment insurance fund; series furnished by <i>Danmarks Statistik</i> . |
| Greece | : Persons registered with the employment offices (OAED); series furnished by the <i>Ministry of Labour</i> . |

The unemployment rate is calculated as the proportion of registered unemployed among the civilian working population; the latter comprises civilian employment (i.e. excluding the armed forces) and the unemployed. The figures used are the annual assessments made by the national statistical services in accordance with OECD definitions for the latest available year.

Figures of unfilled vacancies relate solely to vacancies notified to public employment offices; they do not reflect the true state of the labour market, since employers frequently recruit workers without seeking the assistance of public employment offices.

The national data published are absolute figures without seasonal adjustment. For the chart, Eur 9 data are seasonally adjusted according to the Eurostat method (Dainties).

Detailed technical notes are published by Eurostat in *Definitions of registered unemployed*.



**Salg og abonnement · Verkauf und Abonnement · Πωλήσεις και συνδρομές · Sales and subscriptions
Vente et abonnements · Vendita e abbonamenti · Verkoop en abonnementen**

BELGIQUE / BELGIË

Moniteur belge / Belgisch Staatsblad
Rue de Louvain 40-42 / Leuvensestraat 40-42
1000 Bruxelles / 1000 Brussel
Tél. 512 00 26
CCP/Postrekening 000-2005502-27

Sous-dépôts / Agentschappen:

**Librairie européenne /
Europese Boekhandel**
Rue de la Loi 244 / Wetstraat 244
1040 Bruxelles / 1040 Brussel

CREDOC

Rue de la Montagne 34 / Bergstraat 34
Bte 11 / Bus 11
1000 Bruxelles / 1000 Brussel

DANMARK

Schultz Forlag
Møntergade 21
1116 København K
Tlf: (01) 12 11 95
Girokonto 200 11 95

BR DEUTSCHLAND

Verlag Bundesanzeiger
Breite Straße
Postfach 10 80 06
5000 Köln 1
Tel. (02 21) 20 29-0
Fernschreiber:
ANZEIGER BONN 8 882 595

GREECE

G.C. Eleftheroudakis SA
International Bookstore
4 Nikis Street
Athens (126)
Tel. 322 63 23
Telex 219410 ELEF

Sub-agent for Northern Greece:

Molho's Bookstore
The Business Bookshop
10 Tsimiski Street
Thessaloniki
Tel. 275 271
Telex 412885 LIMO

FRANCE

**Service de vente en France des publications
des Communautés européennes**
Journal officiel
26, rue Desaix
75732 Paris Cedex 15
Tél. (1) 578 61 39

IRELAND

Government Publications Sales Office
Sun Alliance House
Molesworth Street
Dublin 2
Tel. 71 03 09

or by post

Stationery Office
St Martin's House
Waterloo Road
Dublin 4
Tel. 78 96 44

ITALIA

Licosa Spa
Via Lamarmora, 45
Casella postale 552
50 121 Firenze
Tel. 57 97 51
Telex 570466 LICOSA I
CCP 343 509

Subagente:

Libreria scientifica Lucio de Biasio - AEIOU
Via Meravigli, 16
20 123 Milano
Tel. 80 76 79

GRAND-DUCHÉ DE LUXEMBOURG

**Office des publications officielles
des Communautés européennes**
5, rue du Commerce
L-2985 Luxembourg
Tél. 49 00 81 - 49 01 91
Télex PUBLOF - Lu 1322
CCP 19190-81
CC bancaire BIL 8-109/6003/200

NEDERLAND

Staatsdrukkerij- en uitgeverijbedrijf
Christoffel Plantijnstraat
Postbus 20014
2500 EA 's-Gravenhage
Tel. (070) 78 99 11

UNITED KINGDOM

HM Stationery Office
HMSO Publications Centre
51 Nine Elms Lane
London SW8 5DR
Tel. 01-211 3935

Sub-agent:

Alan Armstrong & Associates
European Bookshop
London Business School
Sussex Place
London NW1 4SA
Tel. 01-723 3902

ESPAÑA

Mundi-Prensa Libros, S.A.
Castelló 37
Madrid 1
Tel. (91) 275 46 55
Telex 49370-MPLI-E

PORTUGAL

Livraria Bertrand, s.a.r.l.
Rua João de Deus
Venda Nova
Amadora
Tél. 97 45 71
Telex 12709-LITRAN-P

SCHWEIZ / SUISSE / SVIZZERA

Librairie Payot
6, rue Grenus
1211 Genève
Tél. 31 89 50
CCP 12-236

UNITED STATES OF AMERICA

**European Community Information
Service**
2100 M Street, NW
Suite 707
Washington, DC 20037
Tel. (202) 862 9500

CANADA

Renouf Publishing Co., Ltd
2182 St Catherine Street West
Montreal
Quebec H3H 1M7
Tel. (514) 937 3519

JAPAN

Kinokuniya Company Ltd
17-7 Shinjuku 3-Chome
Shinjuku-ku
Tokyo 160-91
Tel. (03) 354 0131

