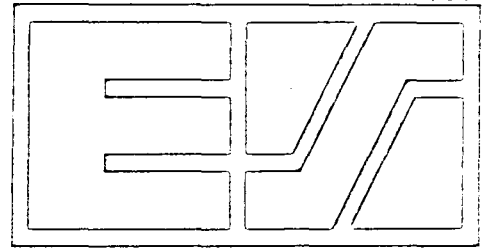


UNEMPLOYMENT



Monthly

eurostat

LIBRARY

16 April 1984

REGISTERED UNEMPLOYED

IN THE COMMUNITY

March 1984

With the ending of winter, the number of persons registered as unemployed at public employment offices in the Community of Nine fell again last month by about 244 000. At the end of March 1984, however, the number of registered unemployed was still 12.7 millions or 11.3% of the civilian working population.

The drop in the number of persons registered was apparent in all the Member States but was particularly marked in Luxemburg (-13%), the Federal Republic of Germany (-5,7%), the Netherlands and Belgium (-2.6%). The largely seasonal nature of this change is shown by the fact that the number of unemployed males fell more sharply than that of unemployed females. The number of unemployed men in the Community fell by 2.3%, (as opposed to 1.3% for women), while in Luxemburg the corresponding figure was 19% and in the Federal Republic of Germany over 7%.

It may be assumed that the number of unemployed under 25 years old has also fallen especially in respect of young men, with the result that the proportion of total male unemployed represented by under-25s is probably now about 32.5%. With the percentage accounted for by young women unchanged as compared with the previous month and the previous year, the proportion of total unemployment represented by all persons under 25 years old may be estimated at 37% for the Community of Nine.

The seasonally adjusted figures for March, however, reveal a continuing slight upward trend in the Community of Nine. In France, the rise after seasonal adjustment was calculated at 2.3%, in the Federal Republic of Germany the rise was 1.1% and in the United Kingdom 0.4%.

In Greece too, the number of registered unemployed showed a further decline in March, although conditions are not fully comparable with those in the other member States, and not all the unemployed are registered at public employment offices.

DE EUROPÆISKE FÆLLESSKABERS STATISTISKE KONTOR
STATISTISCHES AMT DER EUROPÄISCHEN GEMEINSCHAFTEN
ΣΤΑΤΙΣΤΙΚΗ ΥΠΗΡΕΣΙΑ ΤΩΝ ΕΥΡΩΠΑΪΚΩΝ ΚΟΙΝΟΤΗΤΩΝ
STATISTICAL OFFICE OF THE EUROPEAN COMMUNITIES
OFFICE STATISTIQUE DES COMMUNAUTÉS EUROPÉENNES
ISTITUTO STATISTICO DELLE COMUNITÀ EUROPEE
BUREAU VOOR DE STATISTIEK DER EUROPESE GEMEENSCHAPPEN

L-2920 Luxembourg — Tél. 43011 — Télex: Comeur Lu 3423
B-1049 Bruxelles, Bâtiment Berlaymont, Rue de la Loi 200 (Bureau de liaison) — Tél. 235.11.11

NOTE: More detailed information on unemployment is contained in the yearly publication 'Employment and unemployment'.

This monthly bulletin was prepared by the division 'Employment and labour force sample survey'.

Information: **H.J. NOERENBERG** - tel. 4301-2491

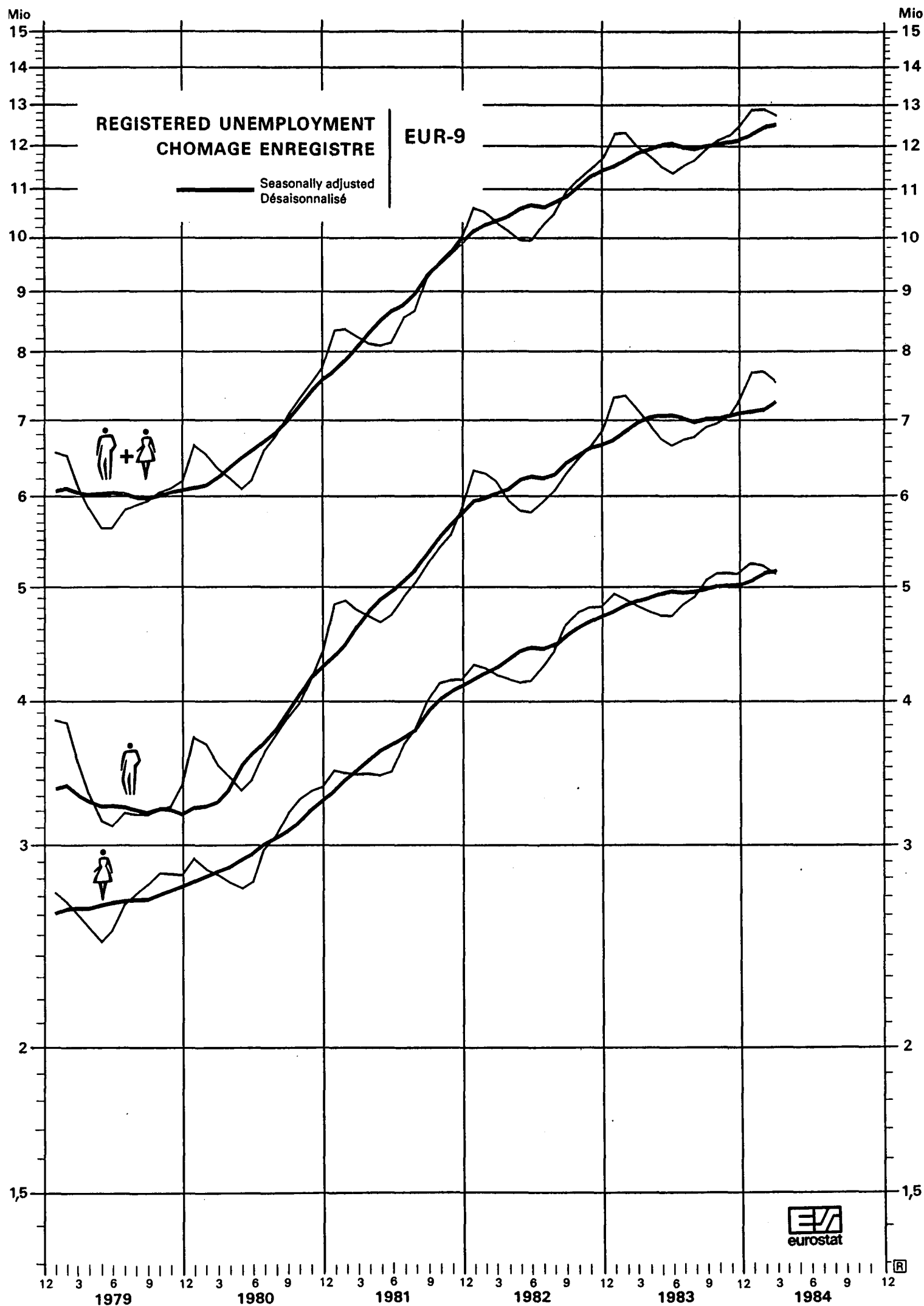
Symbols and abbreviations


| | | | | | |
|---|---------|---|-----------------------|---|-------------|
| T | Total | ∅ | Average | p | Preliminary |
| M | Males | : | Not available | r | Revised |
| F | Females | * | Estimated by Eurostat | | |

Luxembourg: Office for Official Publications of the European Communities, 1984

Reproduction is subject to acknowledgement of the source

Printed in Luxembourg





TAB. 1

| | | BR DEUTSCH- LAND | FRANCE | ITALIA | NEDER- LAND | BELGIE BELGIË | LUXEM- BOURG | UNITED KINGDOM | IRELAND | DANMARK | EUR 9 | ELLAS | EUR 10 |
|----------------------------------|---|------------------------|--------|--------|----------------|------------------|-----------------|-------------------|---------|---------|----------|-------|----------|
| UNEMPLOYED | | | | | | | | | | | | | |
| at end of month (x 1 000) | | | | | | | | | | | | | |
| December 1983 | T | 2349,0 | 2227,2 | 2830,1 | 855,6 | 606,5 | 2,952 | 3079,4 | 208,0 | 289,2 | 12448,0 | 87,5 | 12535,5 |
| | M | 1343,9 | 1154,3 | 1473,0 | 589,0 | 284,3 | 1,554 | 2166,9 | 155,2 | 141,3 | 7309,5 | 51,1 | 7360,6 |
| | F | 1005,1 | 1072,9 | 1357,1 | 266,6 | 322,2 | 1,398 | 912,4 | 52,8 | 147,9 | 5138,5 | 36,4 | 5174,9 |
| January 1984 | T | 2539,3 | 2252,1 | 2960,1 | 862,7 | 601,7 | 3,108 | 3199,7 | 215,6 | 316,7 | 12951,0 | 92,4 | 13043,4 |
| | M | 1509,7 | 1175,2 | 1556,6 | 597,4 | 282,9 | 1,735 | 2245,4 | 161,3 | 161,2 | 7691,4 | 57,1 | 7748,5 |
| | F | 1029,6 | 1077,0 | 1403,5 | 265,3 | 318,7 | 1,373 | 954,3 | 54,3 | 155,5 | 5259,6 | 35,3 | 5294,9 |
| February 1984 | T | 2536,6 | 2258,1 | 3002,8 | 857,5 | 589,1 | 3,184 | 3186,4 | 216,0 | 313,9 | 12963,6 | 83,8 | 13047,4 |
| | M | 1521,9 | 1188,9 | 1582,9 | 596,4 | 277,1 | 1,711 | 2236,9 | 161,7 | 159,8 | 7727,3 | 53,5 | 7780,8 |
| | F | 1014,6 | 1069,3 | 1419,9 | 261,1 | 312,0 | 1,473 | 949,5 | 54,2 | 154,1 | 5236,2 | 30,2 | 5266,4 |
| March 1984 | T | 2393,3 | 2247,0 | 3005,2 | 835,1 | 573,6 | 2,759 | 3142,8 | 214,0 | 305,0 | 12718,8 | 76,7 | 12795,5 |
| | M | 1407,3 | 1187,9 | 1584,9 | 577,8 | 268,6 | 1,375 | 2205,1 | 160,3 | 155,0 | 7548,3 | 48,7 | 7597,0 |
| | F | 986,0 | 1059,1 | 1420,3 | 257,3 | 305,0 | 1,384 | 937,7 | 53,7 | 150,0 | 5170,5 | 28,0 | 5198,5 |
| March 1983 | T | 2386,5 | 2017,1 | 2738,6 | 767,7 | 563,3 | 2,312 | 3010,6* | 189,4 | 294,8 | 11970,3* | 75,0 | 12045,4* |
| | M | 1408,1 | 1033,2 | 1437,2 | 538,9 | 263,2 | 1,353 | 2157,7* | 143,4 | 160,0 | 7143,1* | 47,3 | 7780,4* |
| | F | 978,4 | 983,9 | 1301,3 | 228,8 | 300,2 | 0,959 | 852,9* | 46,0 | 134,8 | 4827,3* | 27,7 | 4855,0* |
| CHANGES (%) | | | | | | | | | | | | | |
| December 1983 | T | 7,1 | 0,2 | 0,9 | 2,2 | -1,2 | 3,8 | -0,2 | 4,2 | 3,8 | 1,7 | 23,2 | 1,8 |
| | M | 12,1 | 2,0 | 2,4 | 3,7 | -0,8 | 10,1 | 0,4 | 4,4 | 7,1 | 3,5 | 31,0 | 3,6 |
| | F | 1,1 | -1,7 | -0,7 | -0,9 | -1,4 | -2,5 | -1,4 | 3,7 | 0,8 | -0,7 | 13,6 | -0,6 |
| January 1984 | T | 8,1 | 1,1 | 4,6 | 0,8 | -0,8 | 5,3 | 3,9 | 3,6 | 9,5 | 4,0 | 5,6 | 4,1 |
| | M | 12,3 | 1,8 | 5,7 | 1,4 | -0,5 | 11,6 | 3,6 | 3,9 | 14,1 | 5,2 | 11,7 | 5,3 |
| | F | 2,4 | 0,4 | 3,4 | -0,5 | -1,1 | -1,8 | 4,6 | 2,8 | 5,1 | 2,4 | -3,0 | 2,3 |
| February 1984 | T | -0,1 | 0,3 | 1,4 | -0,6 | -2,1 | 2,4 | -0,4 | 0,2 | -0,9 | 0,1 | -9,3 | 0,0 |
| | M | 0,8 | 1,2 | 1,7 | -0,2 | -2,1 | -1,4 | -0,4 | 0,3 | -0,9 | 0,5 | -6,2 | 0,4 |
| | F | -1,4 | -0,7 | 1,2 | -1,6 | -2,1 | 7,3 | -0,5 | -0,0 | -0,9 | -0,4 | -14,3 | -0,5 |
| March 1984 | T | -5,7 | -0,5 | 0,1 | -2,6 | -2,6 | -13,3 | -1,4 | -0,9 | -2,8 | -1,9 | -8,5 | -1,9 |
| | M | -7,5 | -0,1 | 0,1 | -3,1 | -3,1 | -19,6 | -1,4 | -0,9 | -3,0 | -2,3 | -9,1 | -2,4 |
| | F | -2,8 | -1,0 | 0,0 | -1,4 | -2,3 | -6,0 | -1,2 | -1,0 | -2,7 | -1,3 | -7,4 | -1,3 |
| March 1984 | T | 0,3 | 11,4 | 9,7 | 8,8 | 1,8 | 19,3 | 4,4* | 13,0 | 3,5 | 6,3 | 2,2 | 6,2 |
| | M | -0,1 | 15,0 | 10,3 | 7,2 | 2,1 | 1,6 | 2,2* | 11,8 | -3,1 | 5,7 | 2,8 | 5,6 |
| | F | 0,8 | 7,6 | 9,1 | 12,4 | 1,6 | 44,3 | 9,9* | 16,7 | 11,3 | 7,1 | 1,0 | 7,1 |
| UNEMPLOYMENT RATE | | | | | | | | | | | | | |
| (% of working population) | | | | | | | | | | | | | |
| December 1983 | T | 8,7 | 9,8 | 12,5 | 15,3 | 14,8 | 1,8 | 11,9 | 16,4 | 10,8 | 11,1 | 2,4* | 10,8* |
| | M | 8,2 | 8,5 | 10,0 | 16,0 | 11,4 | 1,4* | 13,8 | 17,3 | 9,7 | 10,6* | 2,0* | 10,3* |
| | F | 9,6 | 11,7 | 17,3 | 14,0 | 20,2 | 2,7* | 8,9 | 14,3 | 12,3 | 12,0* | 3,1* | 11,7* |
| January 1984 | T | 9,4 | 9,9 | 13,1 | 15,4 | 14,7 | 1,9 | 12,3 | 17,0 | 11,9 | 11,5 | 2,5* | 11,3* |
| | M | 9,2 | 8,6 | 10,5 | 16,2 | 11,3 | 1,6* | 14,3 | 17,9 | 11,0 | 11,1* | 2,3* | 10,8* |
| | F | 9,8 | 11,7 | 17,9 | 13,9 | 20,0 | 2,6* | 9,3 | 14,7 | 12,9 | 12,3* | 3,0* | 12,0* |
| February 1984 | T | 9,4 | 9,9 | 13,3 | 15,3 | 14,4 | 2,0 | 12,3 | 17,0 | 11,8 | 11,6 | 2,3* | 11,3* |
| | M | 9,2 | 8,7 | 10,7 | 16,2 | 11,1 | 1,6* | 14,2 | 18,0 | 10,9 | 11,2* | 2,1* | 10,8* |
| | F | 9,6 | 11,6 | 18,1 | 13,7 | 19,6 | 2,8* | 9,3 | 14,7 | 12,8 | 12,2* | 2,6* | 11,9* |
| March 1984 | T | 8,9 | 9,8 | 13,3 | 14,9 | 14,0 | 1,7 | 12,1 | 16,9 | 11,4 | 11,3 | 2,1* | 11,0 |
| | M | 8,6 | 8,7 | 10,7 | 15,7 | 10,8 | 1,3* | 14,0 | 17,8 | 10,6 | 10,9* | 1,9* | 10,6* |
| | F | 9,4 | 11,5 | 18,1 | 13,5 | 19,1 | 2,7* | 9,1 | 14,6 | 12,4 | 12,0* | 2,4* | 11,8* |
| March 1983 | T | 8,8 | 8,8 | 12,1 | 13,7 | 13,8 | 1,4 | 11,6* | 14,9 | 11,0 | 10,7* | 2,0* | 10,4* |
| | M | 8,6 | 7,6 | 9,7 | 14,6 | 10,6 | 1,3* | 13,7* | 16,0 | 10,9 | 10,3* | 1,9* | 10,0* |
| | F | 9,3 | 10,7 | 16,6 | 12,0 | 18,8 | 1,8* | 8,3* | 12,5 | 11,2 | 11,2* | 2,4* | 11,0* |

| | | BR DEUTSCH- LAND | FRANCE | ITALIA | NEDER- LAND | BELGIQUE BELGIÉ | LUXEM- BOURG | UNITED KINGDOM | IRELAND | DANMARK | EUR 9 | ELLAS | EUR 10 |
|---|---|------------------------|--------|--------|----------------|--------------------|-----------------|-------------------|---------|---------|---------|-------|---------|
| SHARE OF FEMALE UNEMPLOYED IN TOTAL UNEMPLOYMENT (%) | | | | | | | | | | | | | |
| December 1983 | T | 42,8 | 48,2 | 48,0 | 31,2 | 53,1 | 47,4 | 29,6 | 25,4 | 51,1 | 41,3 | 41,6 | 41,3 |
| January 1984 | T | 40,5 | 47,8 | 47,4 | 30,8 | 53,0 | 44,2 | 29,8 | 25,2 | 49,1 | 40,6 | 38,2 | 40,6 |
| February 1984 | T | 40,0 | 47,4 | 47,3 | 30,4 | 53,0 | 46,3 | 29,8 | 25,1 | 49,1 | 40,4 | 36,1 | 40,4 |
| March 1984 | T | 41,2 | 47,1 | 47,3 | 30,8 | 53,2 | 50,2 | 29,8 | 25,1 | 49,2 | 40,6 | 36,5 | 40,6 |
| March 1983 | T | 41,0 | 48,8 | 47,5 | 29,8 | 53,3 | 41,5 | 28,3* | 24,3 | 45,7 | 40,3* | 36,9 | 40,3* |
| UNEMPLOYED UNDER 25 YEARS | | | | | | | | | | | | | |
| a) x 1 000 | | | | | | | | | | | | | |
| December 1983 | T | 554,2 | 990,7 | 1356,0 | 332,1 | 224,8 | 1,472 | 1218,9 | 64,5 | 76,0 | 4818,7 | : | : |
| January 1984 | T | : | 906,3 | 1354,6 | 332,0 | 217,4 | 1,443 | 1259,7 | 67,6 | 83,3 | : | : | : |
| February 1984 | T | : | 904,4 | 1375,6 | 325,7 | 205,8 | 1,466 | 1246,3 | 66,9 | 81,2 | : | : | : |
| | M | : | 420,9 | 642,9 | 182,4 | 88,9 | 0,674 | 763,2 | 42,9 | 36,6 | : | : | : |
| | F | : | 483,5 | 732,7 | 143,3 | 116,9 | 0,792 | 483,1 | 24,0 | 44,6 | : | : | : |
| March 1984 | T | : | 887,2 | 1398,7 | 309,2 | 192,8 | 1,203 | 1223,1 | 65,9 | 79,0 | : | : | : |
| | M | : | 411,8 | 656,7 | 171,3 | 82,4 | 0,464 | 748,9 | 42,4 | 35,0 | : | : | : |
| | F | : | 475,4 | 742,0 | 137,9 | 110,4 | 0,739 | 474,2 | 23,5 | 44,0 | : | : | : |
| March 1983 | T | 559,1 | 797,6 | 1284,0 | 293,3 | 202,9 | 0,999 | 1179,7 | 56,6 | 49,7* | 4453,9* | 18,9 | 4472,8* |
| | M | 315,6 | 351,7 | 604,5 | 168,0 | 88,2 | 0,473 | 738,9 | 37,0 | 38,7* | 2343,0* | 9,9 | 2352,8* |
| | F | 243,6 | 445,9 | 679,5 | 125,4 | 114,7 | 0,526 | 440,8 | 19,6 | 40,9* | 2110,9* | 9,0 | 2120,0* |
| b) share of total unemployment (%) | | | | | | | | | | | | | |
| December 1983 | T | 23,6 | 44,5 | 47,9 | 38,8 | 37,1 | 49,9 | 39,6 | 31,0 | 26,3 | 38,7 | : | : |
| January 1984 | T | : | 40,2 | 45,8 | 38,5 | 36,1 | 46,4 | 39,4 | 31,4 | 26,3 | 37,2* | : | : |
| February 1984 | T | : | 40,1 | 45,8 | 38,0 | 34,9 | 46,0 | 39,1 | 31,0 | 25,9 | 37,2* | : | : |
| | M | : | 35,4 | 40,6 | 30,6 | 32,1 | 39,4 | 34,1 | 26,5 | 22,9 | 32,8* | : | : |
| | F | : | 45,2 | 51,6 | 54,9 | 37,5 | 53,8 | 50,9 | 44,2 | 28,9 | 43,7* | : | : |
| March 1984 | T | : | 39,5 | 46,5 | 37,0 | 33,6 | 43,6 | 38,9 | 30,8 | 25,9 | 37,0* | : | : |
| | M | : | 34,7 | 41,4 | 29,6 | 30,7 | 33,7 | 34,0 | 26,4 | 22,6 | 32,5* | : | : |
| | F | : | 44,9 | 52,2 | 53,6 | 36,2 | 53,4 | 50,6 | 43,7 | 29,3 | 43,7* | : | : |
| March 1983 | T | 23,4 | 39,5 | 46,9 | 38,2 | 36,0 | 43,2 | 39,2* | 29,9 | 27,0* | 37,2* | 25,1 | 37,1* |
| | M | 22,4 | 34,0 | 42,1 | 31,2 | 33,5 | 35,0 | 34,2* | 25,8 | 24,2* | 32,8* | 20,8 | 32,7* |
| | F | 24,9 | 45,3 | 52,2 | 54,8 | 38,2 | 54,8 | 51,7* | 42,7 | 30,4* | 43,7* | 32,6 | 43,7* |
| FOREIGN UNEMPLOYED (x 1 000) | | | | | | | | | | | | | |
| December 1983 | T | 296,4 | 275,6 | : | 64,1 | 76,5 | 1,303 | : | : | 11,5 | : | : | : |
| January 1984 | T | 305,6 | 280,6 | : | 64,9 | 76,5 | 1,456 | : | : | 12,3 | : | : | : |
| February 1984 | T | 303,7 | 284,6 | : | 65,0 | 75,9 | 1,464 | : | : | 12,2 | : | : | : |
| REGISTRATIONS OF UNEMPLOYED DURING THE MONTH (x 1 000) | | | | | | | | | | | | | |
| December 1983 | T | 378,6 | 306,6 | 170,9 | 31,8 | 44,1 | 1,238 | 324,7 | : | 64,1 | : | 33,4 | : |
| | M | 266,9 | 188,2 | 78,1 | 21,7 | 23,4 | 0,721 | 215,7 | : | 42,0 | : | 19,5 | : |
| | F | 111,7 | 118,4 | 92,8 | 10,0 | 20,6 | 0,517 | 109,1 | : | 22,1 | : | 13,9 | : |
| January 1984 | T | 474,0 | 302,6 | 175,5 | 52,1 | 50,8 | 1,533 | 408,8 | : | 141,5 | : | 26,6 | : |
| | M | 329,1 | 173,3 | 80,3 | 37,3 | 26,1 | 0,923 | 259,9 | : | 89,6 | : | 16,4 | : |
| | F | 144,9 | 129,2 | 95,2 | 14,8 | 24,7 | 0,610 | 148,9 | : | 51,9 | : | 10,1 | : |
| February 1984 | T | 289,8 | 264,0 | 176,3 | 43,6 | 38,9 | 1,370 | 334,5 | : | 67,4 | : | 13,6 | : |
| | M | 186,5 | 159,4 | 80,9 | 30,3 | 19,7 | 0,718 | 216,8 | : | 38,9 | : | 8,7 | : |
| | F | 103,2 | 104,6 | 95,3 | 13,2 | 19,2 | 0,652 | 117,6 | : | 28,5 | : | 4,9 | : |
| VACANCIES | | | | | | | | | | | | | |
| a) at end of month (x 1 000) | | | | | | | | | | | | | |
| December 1983 | T | 63,8 | 49,1 | : | 9,4 | 6,9 | 0,1 | 139,8 | 1,0 | 0,2 | : | : | : |
| January 1984 | T | 70,0 | 49,0 | : | 10,6 | 6,6 | 0,2 | 132,8 | : | 0,2 | : | : | : |
| February 1984 | T | 79,7 | 48,5 | : | 13,0 | 6,8 | 0,2 | 133,0 | : | 0,2 | : | : | : |
| b) registered during the month (x 1 000) | | | | | | | | | | | | | |
| December 1983 | T | 80,2 | 33,5 | : | 1,3 | 9,3 | 1,0 | 133,0 | 2,4 | 9,0 | : | : | : |
| January 1984 | T | 91,5 | 37,7 | : | 1,1 | 11,9 | 1,3 | 170,2 | : | 8,9 | : | : | : |
| February 1984 | T | 106,8 | 35,4 | : | 1,4 | 10,7 | 1,1 | 171,8 | : | 10,1 | : | : | : |

TAB. 3

| | | D | F | I | NL | B | L | UK | IRL | DK | EUR 9 | GR | EUR 10 |
|---------------------------------------|--|----------------------------------|--------|--------|--------|--------|-------|---------|-------|--------|----------|------|----------|
| | | Annual averages | | | | | | | | | | | |
| REGISTERED UNEMPLOYED (x 1000) | | | | | | | | | | | | | |
| Males and females | | | | | | | | | | | | | |
| 1973 | | 273,5 | 393,9 | 1004,8 | 140,1* | 107,3* | 0,046 | 595,6 | 62,0 | 18,9* | 2596,2* | 21,4 | 2617,6* |
| 1974 | | 582,5 | 497,7 | 997,2 | 180,1* | 119,8* | 0,057 | 599,5 | 67,2 | 51,3* | 3095,3* | 27,1 | 3122,4* |
| 1975 | | 1074,2 | 839,7 | 1106,9 | 260,8* | 200,5* | 0,264 | 940,9 | 96,2 | 121,9* | 4641,3* | 35,0 | 4676,3* |
| 1976 | | 1060,3 | 933,5 | 1181,7 | 281,5* | 257,3* | 0,456 | 1301,7 | 107,8 | 128,7* | 5253,0* | 28,5 | 5281,5* |
| 1977 | | 1030,0 | 1071,8 | 1381,9 | 276,2* | 296,9* | 0,820 | 1402,7 | 106,4 | 161,2* | 5727,9* | 27,7 | 5755,6* |
| 1978 | | 992,9 | 1166,9 | 1528,6 | 274,5* | 321,8* | 1,166 | 1382,9 | 99,2 | 186,4* | 5954,3* | 30,9 | 5985,2* |
| 1979 | | 876,1 | 1349,9 | 1653,4 | 280,4* | 340,6* | 1,055 | 1295,7 | 89,6 | 152,0 | 6038,6* | 31,6 | 6070,2* |
| 1980 | | 888,9 | 1450,6 | 1776,2 | 325,4* | 368,8* | 1,094 | 1658,1* | 101,5 | 175,8 | 6746,3* | 37,2 | 6783,5* |
| 1981 | | 1271,6 | 1772,9 | 1992,6 | 479,8* | 454,3* | 1,559 | 2424,9* | 127,9 | 235,2 | 8765,8* | 42,5 | 8808,3* |
| 1982 | | 1833,2 | 2007,8 | 2378,7 | 654,6* | 535,0 | 2,039 | 2788,5* | 156,6 | 252,8 | 10609,3* | 50,6 | 10659,9* |
| 1983 | | 2258,2 | 2041,5 | 2698,4 | 800,6 | 589,5 | 2,476 | 3046,0* | 192,7 | 277,4 | 11906,7* | 61,4 | 11968,2* |
| Males | | | | | | | | | | | | | |
| 1973 | | 149,9 | 193,4 | 663,0 | 118,8* | 57,2* | 0,014 | 505,2 | 50,8 | 13,7* | 1752,1* | 12,8 | 1764,9* |
| 1974 | | 324,7 | 234,6 | 638,6 | 143,3* | 57,4* | 0,022 | 509,8 | 54,4 | 35,2* | 1998,0* | 17,0 | 2015,0* |
| 1975 | | 622,6 | 427,5 | 700,3 | 205,5* | 98,0* | 0,171 | 764,6 | 77,4 | 80,4* | 2976,4* | 22,9 | 2999,3* |
| 1976 | | 566,5 | 443,5 | 741,0 | 214,7* | 113,4* | 0,280 | 1005,6 | 87,0 | 74,2* | 3246,2* | 17,6 | 3263,8* |
| 1977 | | 518,1 | 499,1 | 841,0 | 196,0* | 123,1* | 0,494 | 1044,8 | 84,8 | 84,9* | 3392,3* | 16,6 | 3408,9* |
| 1978 | | 486,8 | 551,4 | 894,6 | 183,3* | 130,8* | 0,659 | 1009,5 | 78,5 | 93,1* | 3430,8* | 18,6 | 3449,4* |
| 1979 | | 416,9 | 632,5 | 926,8 | 177,8* | 130,3* | 0,535 | 930,1 | 69,1 | 69,9* | 3353,9* | 18,6 | 3372,5* |
| 1980 | | 426,4 | 658,4 | 958,6 | 208,8* | 141,5* | 0,526 | 1180,6* | 77,2 | 87,9 | 3740,0* | 22,1 | 3762,1* |
| 1981 | | 652,2 | 859,2 | 1043,1 | 320,1* | 195,7* | 0,830 | 1747,9* | 97,9 | 127,7 | 5044,6* | 25,9 | 5070,0* |
| 1982 | | 1021,1 | 1004,8 | 1224,2 | 445,9* | 243,0 | 1,090 | 2004,8* | 118,8 | 134,5 | 6198,1* | 30,5 | 6228,7* |
| 1983 | | 1273,1 | 1041,0 | 1404,7 | 549,9 | 273,8 | 1,337 | 2160,0* | 144,5 | 139,5 | 6988,0* | 37,0 | 7025,0* |
| Females | | | | | | | | | | | | | |
| 1973 | | 123,6 | 200,5 | 341,8 | 21,2* | 50,1* | 0,032 | 90,4 | 11,2 | 5,2* | 844,1* | 8,6 | 852,7* |
| 1974 | | 257,8 | 263,1 | 358,6 | 36,8* | 62,4* | 0,035 | 89,7 | 12,8 | 16,0* | 1097,3* | 10,1 | 1107,4* |
| 1975 | | 451,6 | 412,2 | 406,6 | 55,2* | 102,6* | 0,093 | 176,3 | 18,8 | 41,6* | 1664,9* | 12,1 | 1677,0* |
| 1976 | | 493,8 | 490,0 | 440,7 | 66,8* | 143,9* | 0,176 | 296,1 | 20,8 | 54,5* | 2006,8* | 10,9 | 2017,7* |
| 1977 | | 511,9 | 572,7 | 540,9 | 80,2* | 173,8* | 0,326 | 357,9 | 21,6 | 76,3* | 2335,6* | 11,1 | 2346,7* |
| 1978 | | 504,1 | 615,5 | 634,0 | 91,2* | 190,9* | 0,507 | 373,4 | 20,6 | 93,3* | 2523,5* | 12,3 | 2535,8* |
| 1979 | | 459,2 | 717,4 | 726,6 | 102,5* | 210,3* | 0,520 | 365,6 | 20,5 | 82,1 | 2684,7* | 13,0 | 2697,7* |
| 1980 | | 462,5 | 792,2 | 817,6 | 116,5* | 227,3* | 0,568 | 477,5* | 24,3 | 87,9 | 3006,3* | 15,1 | 3021,4* |
| 1981 | | 619,4 | 913,7 | 949,5 | 159,7* | 258,7* | 0,729 | 682,0* | 30,0 | 107,5 | 3721,2* | 16,6 | 3737,9* |
| 1982 | | 812,2 | 1003,1 | 1154,2 | 208,6* | 292,1 | 0,949 | 783,7* | 37,8 | 118,3 | 4411,2* | 20,1 | 4431,3* |
| 1983 | | 985,1 | 1000,5 | 1293,7 | 250,7 | 315,6 | 1,139 | 886,0* | 48,2 | 137,8 | 4918,8* | 24,4 | 4943,2* |
| UNEMPLOYMENT RATE | | % of civilian working population | | | | | | | | | | | |
| Males and females | | | | | | | | | | | | | |
| 1973 | | 1,0 | 1,8 | 4,9 | 2,9* | 2,8* | 0,0 | 2,4 | 5,6 | 0,8* | 2,5* | 0,7 | 2,4* |
| 1974 | | 2,2 | 2,3 | 4,8 | 3,7* | 3,1* | 0,0 | 2,4 | 6,0 | 2,1* | 2,9* | 0,8* | 2,8* |
| 1975 | | 4,1 | 3,9 | 5,3 | 5,3* | 5,1* | 0,2 | 3,7 | 8,5 | 5,0* | 4,3* | 1,1* | 4,2* |
| 1976 | | 4,1 | 4,3 | 5,6 | 5,7* | 6,5* | 0,3 | 5,1 | 9,5 | 5,2* | 4,9* | 0,9* | 4,8* |
| 1977 | | 4,0 | 4,8 | 6,4 | 5,5* | 7,5* | 0,5 | 5,4 | 9,2 | 6,3* | 5,3* | 0,8 | 5,2* |
| 1978 | | 3,8 | 5,2 | 7,1 | 5,4* | 8,1* | 0,7 | 5,3 | 8,4 | 7,1* | 5,5* | 0,9 | 5,3* |
| 1979 | | 3,3 | 6,0 | 7,5 | 5,5* | 6,4* | 0,7 | 4,9 | 7,4 | 5,8 | 5,5* | 0,9 | 5,3* |
| 1980 | | 3,3 | 6,4 | 8,0 | 6,2* | 9,1* | 0,7 | 6,3* | 8,3 | 6,7 | 6,1* | 1,1 | 5,9* |
| 1981 | | 4,7 | 7,8 | 8,8 | 8,8* | 11,2* | 1,0 | 9,3* | 10,2 | 8,9 | 7,8* | 1,2 | 7,6* |
| 1982 | | 6,8 | 8,8 | 10,5 | 11,7* | 13,1* | 1,3 | 10,7* | 12,3 | 9,5 | 9,5* | 1,4 | 9,2* |
| 1983 | | 8,4 | 8,9 | 11,9 | 14,3 | 14,4 | 1,5 | 11,7* | 15,2 | 10,4 | 10,6* | 1,7 | 10,3* |
| Males | | | | | | | | | | | | | |
| 1973 | | 0,9 | 1,4 | 4,7 | 3,4* | 2,3* | 0,0* | 3,2 | 6,3 | 1,0* | 2,6* | : | : |
| 1974 | | 2,0 | 1,7 | 4,5 | 4,1* | 2,3* | 0,0* | 3,2 | 6,6 | 2,5* | 2,9* | : | : |
| 1975 | | 3,8 | 3,2 | 4,9 | 5,9* | 3,9* | 0,2* | 4,8 | 9,4 | 5,6* | 4,4* | : | : |
| 1976 | | 3,5 | 3,3 | 5,1 | 6,1* | 4,5* | 0,3* | 6,3 | 10,5 | 5,1* | 4,7* | : | : |
| 1977 | | 3,2 | 3,7 | 5,8 | 5,5* | 4,9* | 0,4* | 6,6 | 10,1 | 5,8* | 5,0* | 0,7 | 4,8* |
| 1978 | | 3,0 | 4,0 | 6,2 | 5,2* | 5,2* | 0,6* | 6,3 | 9,2 | 6,3* | 5,0* | 0,8 | 4,9* |
| 1979 | | 2,6 | 4,6 | 6,4 | 5,0* | 5,1* | 0,5* | 5,9 | 8,0 | 4,8 | 4,9* | 0,8 | 4,7* |
| 1980 | | 2,6 | 4,8 | 6,5 | 5,8* | 5,6* | 0,5* | 7,4* | 8,8 | 6,0 | 5,4* | 0,9 | 5,3* |
| 1981 | | 4,0 | 6,3 | 7,1 | 8,8* | 7,8* | 0,8* | 11,0* | 11,0 | 8,8 | 7,3* | 1,0 | 7,1* |
| 1982 | | 6,2 | 7,4 | 8,3 | 12,1* | 9,7 | 1,0* | 12,8* | 13,2 | 9,2 | 9,0* | 1,2 | 8,7* |
| 1983 | | 7,7 | 7,6 | 9,5 | 14,9 | 11,0 | 1,2* | 13,7* | 16,1 | 9,5 | 10,1* | 1,5 | 9,8* |
| Females | | | | | | | | | | | | | |
| 1973 | | 1,2 | 2,6 | 5,5 | 1,6* | 3,8* | 0,1* | 1,0 | 3,7 | 0,5* | 2,3* | : | : |
| 1974 | | 2,6 | 3,3 | 5,7 | 2,7* | 4,6* | 0,1* | 0,9 | 4,4 | 1,6* | 2,9* | : | : |
| 1975 | | 4,5 | 5,0 | 6,3 | 4,0* | 7,5* | 0,2* | 1,8 | 6,1 | 4,1* | 4,3* | : | : |
| 1976 | | 4,9 | 5,9 | 6,6 | 4,7* | 10,2* | 0,4* | 3,0 | 6,7 | 5,2* | 5,1* | : | : |
| 1977 | | 5,1 | 6,7 | 7,7 | 5,5* | 12,0* | 0,7* | 3,6 | 6,9 | 7,0* | 5,9* | 1,1 | 5,7* |
| 1978 | | 5,0 | 7,1 | 8,9 | 6,0* | 13,0* | 1,1* | 3,7 | 6,3 | 8,2* | 6,2* | 1,2 | 6,1* |
| 1979 | | 4,5 | 8,1 | 9,8 | 6,5* | 13,9* | 1,1* | 3,5 | 6,1 | 7,1 | 6,5* | 1,3 | 6,4* |
| 1980 | | 4,5 | 8,9 | 10,8 | 6,9* | 14,7* | 1,2* | 4,6* | 7,0 | 7,5 | 7,2* | 1,5 | 7,0* |
| 1981 | | 5,9 | 10,1 | 12,2 | 8,9* | 16,5* | 1,5* | 6,6* | 8,4 | 9,0 | 8,8* | 1,4 | 8,6* |
| 1982 | | 7,7 | 10,9 | 14,8 | 11,0* | 18,3* | 1,8* | 7,6* | 10,2 | 9,8 | 10,3* | 1,7 | 10,1* |
| 1983 | | 9,4 | 10,9 | 16,5 | 13,2 | 19,8 | 2,2* | 8,6* | 13,1 | 11,4 | 11,5* | 2,1 | 11,2* |

From bulletin no. 6 onwards the unemployment rates for 1982 and 1983 are calculated on the basis of the civilian working population in 1982 (1981 for Greece).

This table will be revised when all the final figures for December 1983 are available.



Explanatory notes

This bulletin is based on national data of numbers of **persons registered at public employment offices**. The data given are standardized to the greatest extent possible at the present time and may differ in some cases from those normally used by the individual countries. Differing national legislation and administrative procedures in the Member States prevent the establishment of fully comparable figures of unemployment. The data should be used only for the analysis of trends and are not suitable for inter-country comparisons of absolute levels of unemployment.

In principle, the definition of registered unemployed adopted by Eurostat in agreement with government experts is: **persons without a job, seeking an employment as employee and immediately available for work**. This definition applies to most Member States. Excluded are workers on short time for economic or meteorological reasons.

The following series are used:

| | |
|-----------------------------|---|
| Federal Republic of Germany | : Unemployed persons registered at public employment offices and seeking an employment of at least 20 hours per week; series furnished by the <i>Bundesanstalt für Arbeit</i> . |
| France | : Unemployed persons registered at the <i>Agence de l'Emploi</i> and seeking permanent full-time employment (Demandeurs de catégorie 1). Series furnished by the <i>Ministère des Affaires Sociales et de la Solidarité Nationale</i> . |
| Italy | : Unemployed persons registered in classes I and II of the Liste di Collocamento of the <i>Ministero del Lavoro e della Previdenza Sociale</i> . Housewives seeking a first employment and persons supported in full or in part by the <i>Cassa Integrazione Guadagni</i> are excluded. |
| Netherlands | : Persons registered at the employment offices and seeking an employment of more than 20 hours per week (<i>werklozen</i>); series furnished by the <i>Ministerie van Sociale Zaken</i> . |
| Belgium | : All persons in the following categories registered at employment offices: wholly unemployed persons in receipt of benefits, other unemployed persons compulsorily registered and unoccupied persons voluntarily registered. Series furnished by the <i>Office National de l'Emploi</i> . |
| Luxembourg | : Unemployed persons registered with the employment offices and seeking an employment of 20 or more hours per week; series furnished by the <i>Administration de l'Emploi</i> . |
| United Kingdom | : Persons seeking full-time work and claiming unemployment benefit because they are out of work; series furnished by the <i>Department of Employment</i> . |
| Ireland | : Claimants for unemployment benefit, applicants for unemployment assistance and others seeking work who are registered with the employment services of the Department of Social Welfare. Excluded are persons seeking part-time employment; series furnished by the <i>Central Statistics Office</i> . |
| Denmark | : Persons seeking full-time or part-time employment, whether or not members of an unemployment insurance fund; series furnished by <i>Danmarks Statistik</i> . |
| Greece | : Persons registered with the employment offices (OAED); series furnished by the <i>Ministry of Labour</i> . |

The unemployment rate is calculated as the proportion of registered unemployed among the civilian working population; the latter comprises civilian employment (i.e. excluding the armed forces) and the unemployed. The figures used are the annual assessments made by the national statistical services in accordance with OECD definitions for the latest available year.

Figures of unfilled vacancies relate solely to vacancies notified to public employment offices; they do not reflect the true state of the labour market, since employers frequently recruit workers without seeking the assistance of public employment offices.

The national data published are absolute figures without seasonal adjustment. For the chart, Eur 9 data are seasonally adjusted according to the Eurostat method (Dainties).

Detailed technical notes are published by Eurostat in *Definitions of registered unemployed*.



**Salg og abonnement · Verkauf und Abonnement · Πωλήσεις και συνδρομές · Sales and subscriptions
Vente et abonnements · Vendita e abbonamenti · Verkoop en abonnementen**

BELGIQUE / BELGIË

Moniteur belge / Belgisch Staatsblad
Rue de Louvain 40-42 / Leuvensestraat 40-42
1000 Bruxelles / 1000 Brussel
Tél. 512 00 26
CCP/Postrekening 000-2005502-27

Sous-dépôts / Agentschappen:

**Librairie européenne /
Europese Boekhandel**
Rue de la Loi 244 / Wetstraat 244
1040 Bruxelles / 1040 Brussel

CREDOC

Rue de la Montagne 34 / Bergstraat 34
Bte 11 / Bus 11
1000 Bruxelles / 1000 Brussel

DANMARK

Schultz Forlag
Møntergade 21
1116 København K
Tif: (01) 12 11 95
Girokonto 200 11 95

BR DEUTSCHLAND

Verlag Bundesanzeiger
Breite Straße
Postfach 10 80 06
5000 Köln 1
Tel. (02 21) 20 29-0
Fernschreiber:
ANZEIGER BONN 8 882 595

GREECE

G.C. Eleftheroudakis SA
International Bookstore
4 Nikis Street
Athens (126)
Tel. 322 63 23
Telex 219410 ELEF

Sub-agent for Northern Greece:

Molho's Bookstore
The Business Bookshop
10 Tsimiski Street
Thessaloniki
Tel. 275 271
Telex 412885 LIMO

FRANCE

**Service de vente en France des publications
des Communautés européennes**
Journal officiel
26, rue Desaix
75732 Paris Cedex 15
Tél. (1) 578 61 39

IRELAND

Government Publications Sales Office
Sun Alliance House
Molesworth Street
Dublin 2
Tel. 71 03 09

or by post

Stationery Office
St Martin's House
Waterloo Road
Dublin 4
Tel. 78 96 44

ITALIA

Licosa Spa
Via Lamarmora, 45
Casella postale 552
50 121 Firenze
Tel. 57 97 51
Telex 570466 LICOSA I
CCP 343 509

Subagente:

Libreria scientifica Lucio de Biasio - AEIOU
Via Meravigli, 16
20 123 Milano
Tel. 80 76 79

GRAND-DUCHÉ DE LUXEMBOURG

**Office des publications officielles
des Communautés européennes**
5, rue du Commerce
L-2985 Luxembourg
Tél. 49 00 81 - 49 01 91
Télex PUBLOF - Lu 1322
CCP 19190-81
CC bancaire BIL 8-109/6003/200

NEDERLAND

Staatsdrukkerij- en uitgeverijbedrijf
Christoffel Plantijnstraat
Postbus 20014
2500 EA 's-Gravenhage
Tel. (070) 78 99 11

UNITED KINGDOM

HM Stationery Office
HMSO Publications Centre
51 Nine Elms Lane
London SW8 5DR
Tel. 01-211 3935

Sub-agent:

Alan Armstrong & Associates
European Bookshop
London Business School
Sussex Place
London NW1 4SA
Tel. 01-723 3902

ESPAÑA

Mundi-Prensa Libros, S.A.
Castelló 37
Madrid 1
Tel. (91) 275 46 55
Telex 49370-MPLI-E

PORTUGAL

Livraria Bertrand, s.a.r.l.
Rua João de Deus
Venda Nova
Amadora
Tél. 97 45 71
Telex 12709-LITRAN-P

SCHWEIZ / SUISSE / SVIZZERA

Librairie Payot
6, rue Grenus
1211 Genève
Tél. 31 89 50
CCP 12-236

UNITED STATES OF AMERICA

**European Community Information
Service**
2100 M Street, NW
Suite 707
Washington, DC 20037
Tel. (202) 862 9500

CANADA

Renouf Publishing Co., Ltd
2182 St Catherine Street West
Montreal
Quebec H3H 1M7
Tel. (514) 937 3519

JAPAN

Kinokuniya Company Ltd
17-7 Shinjuku 3-Chome
Shinjuku-ku
Tokyo 160-91
Tel. (03) 354 0131

Price (excluding VAT) in Luxembourg

| | | | | | |
|--------------|-----------|---------|----------|----------|--------|
| Single copy | ECU 2.19 | BFR 100 | IRL 1.60 | UKL 1.30 | USD 2 |
| Subscription | ECU 10.50 | BFR 480 | IRL 7.50 | UKL 6 | USD 10 |



KONTORET FOR DE EUROPÆISKE FÆLLESSKABERS OFFICIELLE PUBLIKATIONER
AMT FÜR AMTLICHE VERÖFFENTLICHUNGEN DER EUROPÄISCHEN GEMEINSCHAFTEN
ΥΠΗΡΕΣΙΑ ΕΠΙΣΗΜΩΝ ΕΚΔΟΣΕΩΝ ΤΩΝ ΕΥΡΩΠΑΙΚΩΝ ΚΟΙΝΟΤΗΤΩΝ
OFFICE FOR OFFICIAL PUBLICATIONS OF THE EUROPEAN COMMUNITIES
OFFICE DES PUBLICATIONS OFFICIELLES DES COMMUNAUTÉS EUROPÉENNES
UFFICIO DELLE PUBBLICAZIONI UFFICIALI DELLE COMUNITÀ EUROPEE
BUREAU VOOR OFFICIËLE PUBLIKATIES DER EUROPESE GEMEENSCHAPPEN

L 2985 Luxembourg

Catalogue number: CA-BH-84-003-EN-C