

STATISTISK TELEGRAM
STATISTISCHES TELEGRAMM
STATISTICAL TELEGRAM
TELEGRAMME STATISTIQUE
TELEGRAMMA STATISTICO
STATISTISCH TELEGRAM



16-12-1977

MONTHLY STATISTICS ON THE REGISTERED UNEMPLOYED IN THE COMMUNITY
November 1977

As in the two preceding months, the number registered as unemployed at employment offices at the end of November 1977 amounted to almost six million persons. The seasonally corrected figures also showed no significant change. The percentage of registered unemployed in the civilian working population remained almost unchanged at 5.7%.

Compared with the preceding month, the change in the total of registered unemployed - amounting to +0.9% for the Community as a whole - differed appreciably between countries. In Luxembourg, unemployment showed the greatest proportionate rise (+18%) while in the Federal Republic of Germany there was again an increase (+5.2%) as well as in Italy (+2.3%) and Ireland (+1.3%). In Denmark, although the number of registered unemployed also rose (+4.8%), the increase was relatively less than that which occurred between September and October. In the Netherlands the increase amounted to 1.8% and in Belgium to only 0.5%. In the United Kingdom the number showed a further decrease (-1.3%) although less than between the previous months. In the case of France a reduction of 2.2% occurred between October and November 1977 in contrast to the period September/October when an increase was recorded.

As is usual at this season the increase in the number of registered unemployed in the Community is accounted for by a rise in male unemployment (+2.0%). This more than offset a fall in female unemployment (-0.6%). A reduction in the number of women registered at the employment offices was noted for the Netherlands, France, the United Kingdom and, to a small extent for Belgium. The total of unemployed women remained greater than that of unemployed men in the Federal Republic of Germany, France and Belgium. The proportion of the total of registered unemployed who were women showed a very slight reduction for the Community as a whole.

In comparison with the corresponding month of the preceding year - November 1976 - the total of registered unemployed in the Community was some 12% higher. Only in the case of Ireland was the number of unemployed lower, by 4%. The relative increase was least for the Netherlands (+0.4%), the Federal Republic of Germany (+2.0%) and the United Kingdom (+9.1%). For the other countries, with the exception of France, the increases were sometimes well above the Community average.


This statistical telegram is circulated regularly about the 20th of each month in German, English and French. It is compiled by EUROSTAT in conjunction with the Directorate General for Social Affairs.

EUROSTAT
P.O. 1907
LUXEMBOURG
TEL. 43011 ext 3446

BEFOLKNINGSSTATISTIK OG SOCIOLOGISK STATISTIK
BEVÖLKERUNGS- UND SOZIALSTATISTIK
DEMOGRAPHIC AND SOCIAL STATISTICS
STATISTIQUES DEMOGRAPHIQUES ET SOCIALES
STATISTICHE DEMOGRAFICHE E SOCIALI
SOCIALE EN BEVOLKINGSSTATISTIEK

UNEMPLOYMENT
11 - 1977
MONTHLY

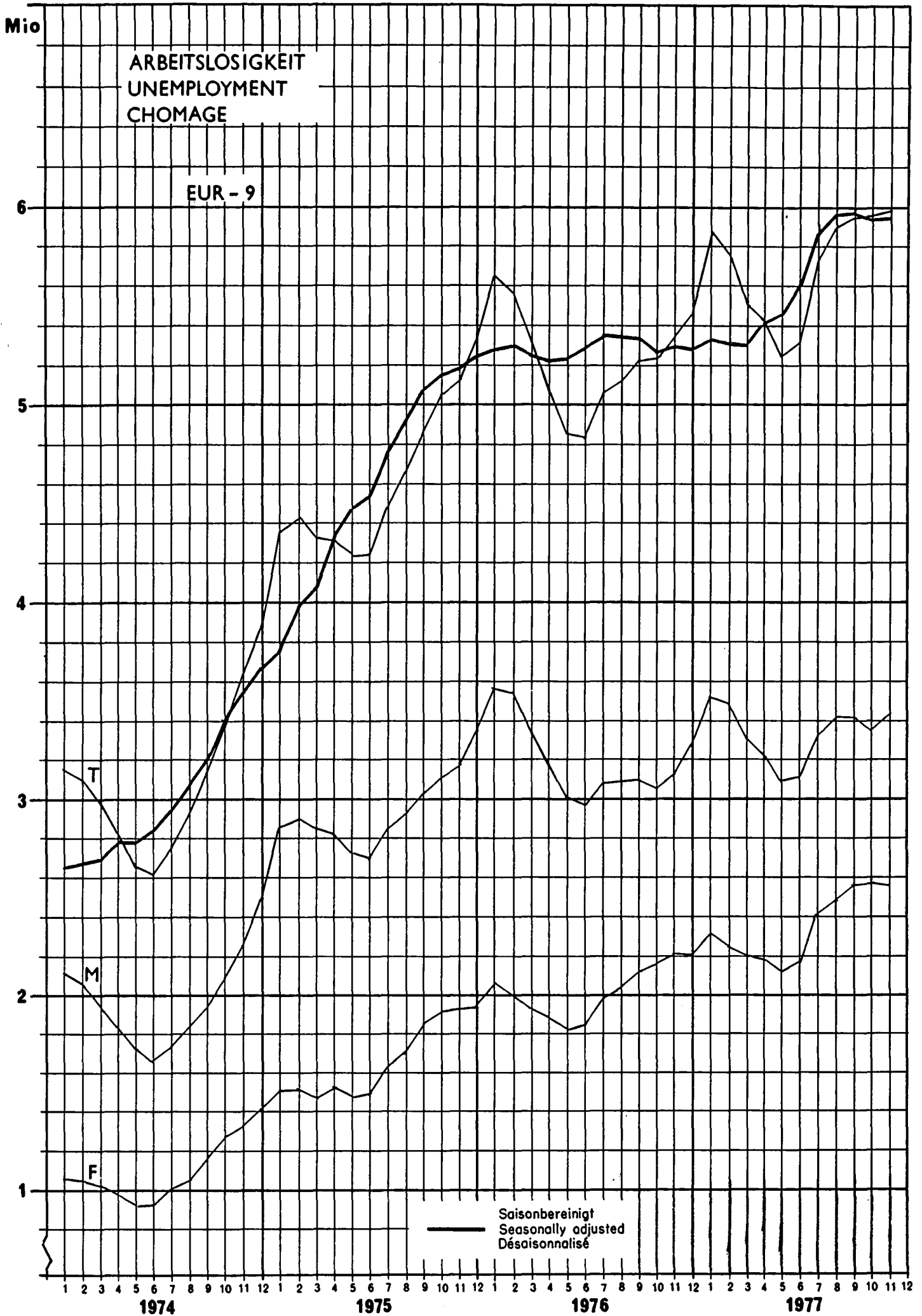
		B.R. DEUTSCH- LAND	FRANCE	ITALIA	NEDER- LAND	BELGIQUE BELGIË	LUXEM- BOURG	UNITED KINGDOM	IRELAND	DANMARK	EUR-9
I. Registered unemployed											
a) in thousands											
Ø 1974	T	582,5	497,7	997,2	134,9	124,1	0,057	614,9	70,4	47,9	3 070
Ø 1975	T	074,2	839,7	1 106,9	195,3	207,8	0,264	977,6	98,7	113,5	4 614
Ø 1976	T	060,3	933,5	1 181,7	210,8	266,6	0,457	1 360,0	110,5	118,2	5 242
December 1976	T	089,9	036,9	1 218,4	217,6	289,7	0,696	1 371,0	114,4	144,6	5 483
March 1977	T	084,2	020,6	1 295,0	201,5	279,9	0,674	1 383,8	114,0	143,0	5 528
June 1977	T	931,0	967,7	1 280,3	186,5	272,9	0,593	1 450,1	106,4	128,4	5 324
August 1977	T	963,5	063,9	1 445,5	203,7	335,3	0,825	1 635,8	107,3	138,2	5 899
September 1977	T	911,2	175,1	1 484,3	205,3	337,5	0,881	1 609,1	103,6	140,5	5 967
October 1977	T	954,4	205,8	1 469,9	203,5	338,2	1,001	1 518,3	103,7	150,1	5 945
	M	442,8	548,0	870,6	136,0	137,7	0,587	1 070,8	82,3	79,8	3 369
	F	511,6	657,8	599,3	67,5	200,5	0,414	447,5	21,4	70,3	2 576
November 1977	T	004,3	179,4	1 503,8	207,2	340,0	1,182	1 499,1	105,0	157,3	5 997
	M	481,6	540,3	901,2	141,7	139,8	0,703	1 063,2	83,4	85,3	3 437
	F	522,7	639,1	602,6	65,5	200,2	0,479	435,9	21,6	72,0	2 560
November 1976	T	984,7	041,3	1 199,3	206,3	291,7	0,622	1 374,0	109,4	127,2	5 335
	M	481,2	475,7	730,7	149,0	120,5	0,350	1 009,0	87,7	75,8	3 130
	F	503,5	565,6	468,6	57,3	171,2	0,272	365,0	21,7	51,4	2 205
b) % change on											
- previous month	T	+ 5,2	- 2,2	+ 2,3	+ 1,8	+ 0,5	+18,1	- 1,3	+ 1,3	+ 4,8	+ 0,9
	M	+ 8,8	- 1,4	+ 3,5	+ 4,2	+ 1,5	+19,8	- 0,7	+ 1,3	+ 6,9	+ 2,0
	F	+ 2,2	- 2,8	+ 0,6	- 3,0	- 0,2	+15,7	- 2,6	+ 0,9	+ 2,4	- 0,6
- corresponding month of previous year	T	+ 2,0	+13,3	+25,4	+ 0,4	+16,6	+ 90,0	+ 9,1	- 4,0	+23,7	+12,4
	M	+ 0,1	+13,6	+23,3	- 4,9	+16,0	+ 100,9	+ 5,4	- 4,9	+12,5	+ 9,8
	F	+ 3,8	+13,0	+28,6	+14,3	+16,9	+ 76,1	+ 19,4	- 0,5	+40,1	+16,1
II. Registered unemployed as % of civilian working population											
Ø 1974	T	2,2	2,3	5,2	2,9	3,2	0,0	2,4	6,3	2,0	2,9
Ø 1975	T	4,2	3,9	5,7	4,1	5,3	0,2	3,8	8,8	4,6	4,4
Ø 1976	T	4,1	4,3	6,0	4,4	6,8	0,3	5,3	9,8	4,7	5,0
December 1976	T	4,3	4,8	6,2	4,6	7,3	0,5	5,3	10,1	5,8	5,2
March 1977	T	4,2	4,7	6,6	4,2	7,1	0,5	5,4	10,1	5,9	5,3
June 1977	T	3,6	4,4	6,5	3,9	6,9	0,4	5,6	9,4	5,1	5,1
August 1977	T	3,8	4,9	7,4	4,4	8,5	0,6	6,4	9,5	5,5	5,6
September 1977	T	3,6	5,4	7,5	4,3	8,6	0,6	6,3	9,2	5,6	5,7
October 1977	T	3,7	5,5	7,5	4,3	8,6	0,7	5,9	9,2	6,0	5,6
November 1977	T	3,9	5,4	7,6	4,3	8,6	0,8	5,8	9,3	6,3	5,7
November 1976	T	3,8	4,8	6,1	4,3	7,4	0,4	5,3	9,7	5,1	5,1




		B.R. DEUTSCH LAND	FRANCE	ITALIA	NEDER- LAND	BELGIE BELGIË	LUXEM- BOURG	UNITED KINGDOM	IRELAND	DANMARK	EUR-9
III. New registrations to unemployment (000's)											
During August 1977	T	269,1	224,7	:	41,6	53,7 ^r	1,162	366,6	:	:	:
During September 1977	T	247,9	338,1	:	55,3	59,9	1,539	360,5	:	:	:
During October 1977	T	294,1	274,9	:	42,2	50,8	1,256	499,6	:	:	:
IV. Unemployed under 25 years											
a) as a % of all registered unemployed											
March 1977	T	:	39,9	:	36,9	35,6	:	(a)36,6	:	:	:
May 1977	T	26,6	38,3	:	37,0	33,9	(b)43,0	:	:	:	:
July 1977	T	:	40,3	:	44,0	42,5	54,6	45,5	:	:	:
September 1977	T	:	46,0 ^r	:	46,0	43,5	59,7	:	:	:	:
October 1977	T	:	46,3	:	45,0	41,9	56,2	:	:	:	:
October 1976	T	:	48,0	:	45,7	42,3	:	:	:	:	:
b) In thousands											
October 1977	T	:	557,8	:	91,5	141,8	0,664	:	:	:	:
	M	:	203,4	:	48,3	52,6	0,356	:	:	:	:
	F	:	354,4	:	43,2	89,2	0,308	:	:	:	:
October 1976	T	:	491,7	:	93,6	122,3	:	:	:	:	:
	M	:	181,0	:	50,9	44,2	:	:	:	:	:
	F	:	310,7	:	42,7	78,1	:	:	:	:	:
V. Unemployed foreigners (000's)											
September 1977	T	80,2	:	:	13,3	44,3	:	:	:	:	:
October 1977	T	88,0	102,8	:	13,9	45,6	:	:	:	:	:
VI. Vacancies											
a) recorded during the month											
August 1977	T	203,2	68,3	:	23,1	9,1	1,030	188,0	2,2	20,3	:
September 1977	T	184,2	100,9	:	33,1	12,0	1,344	181,2	3,7	18,8	:
October 1977	T	167,2	71,1	:	28,0	11,6	1,012	248,3		17,4	:
October 1976	T	180,2	83,4	:	29,6	11,3	1,307	230,6	:	16,7	:
September 1977	T	236,6	122,6 ^r	:	60,4	3,1	0,155	161,0	2,2	1,3	:
October 1977	T	220,2	109,0	:	62,9	2,8	0,124	169,1		1,7	:
November 1977	T	199,1	97,5	:	56,3	2,8	0,171	159,9		1,3	:
November 1976	T	202,1	104,8	:	49,5	3,6	0,126			1,3	:

a) January 1977

b) June 1977





TECHNICAL NOTE CONCERNING FIGURES OF REGISTERED UNEMPLOYMENT AND VACANCIES

This Statistical Telegram is based on national data on numbers of persons registered at public employment offices. The information is obtained by regular transmission to the Statistical Office of the European Communities. The definitions have been standardized in a number of respects but complete comparability is not possible; national legislation and administrative practices are too different. The statistics are therefore useful mainly for studies of trends. Similarly the bases of calculation of the percentages of registered unemployment in the civilian working population have been standardized in a number of respects. They are therefore somewhat better suited for comparison of trends than are unemployment rates calculated nationally on different bases in the various countries. However, it must be emphasized that the degree of standardization is insufficient to permit reliable comparison either of absolute levels or of rates of unemployment; any such analysis must be made with extreme caution.

For registered unemployment, the following data have been used :

- F.R. OF GERMANY** : Unemployed according to the definition of the Bundesanstalt für Arbeit, namely persons without job seeking permanent work for at least 20 hours a week.
- FRANCE** : As defined by the Ministère du Travail and registered at the Agence National pour l'Emploi : persons without work available to start work immediately and seeking permanent employment for at least 30 hours a week.
- ITALY** : Persons registered in classes I and II on employment exchange lists provided by the Ministero del Lavoro e della Previdenza Sociale. These comprise unemployed persons who have worked before as well as young persons under 21 years and other persons seeking their first job, including those who have finished their legal military service and are seeking work.
- NETHERLANDS** : Persons under 65 years, as normally covered by statistics of the Ministerie van Sociale Zaken, who do not have or no longer have a job, and are seeking full-time work for 30 hours or more a week.
- BELGIUM** : Persons out of work on register at the Office National de l'Emploi, comprising unemployed persons receiving benefit, other persons seeking work who are obliged to register and persons seeking work registered voluntarily.
- LUXEMBOURG** : Persons without a job between 16 and 65 years seeking full-time work (at least 40 hours per week) provided they are available for an employment and registered at the Administration de l'Emploi.
- UNITED KINGDOM** : Unemployed persons registered for employment at a local employment office or careers office on the date of the monthly count who on that day have no job and are capable of and available for work ordinarily for more than 30 hours a week. These statistics are compiled by Department of Employment for Great-Britain and Department of Manpower-Services for Northern Ireland.
- IRELAND** : Unemployed persons on the Live register capable of work and available for a job comprising claimants to Unemployment Benefits, applicants for Unemployment Assistance and certain other registered persons.
- DENMARK** : Unemployed persons aged from about 16 years seeking work, whether or not they are members of the trade unions' unemployment insurance funds, as counted by Danmarks Statistik.

According to agreements reached in the working party of the Statistical Office, the standardized figures in principle do not include short-time work for economic and meteorological reasons, unemployed persons taking part in vocational training schemes and persons for whom work has been provided by public initiatives in order to avoid unemployment. In some cases, this may not be the usual national understanding of registered unemployment.

Situation at the end of the month means at the last day of the month except for United Kingdom where they refer to the second Thursday of the month, Ireland to the last Friday of the month and Denmark to the Wednesday preceding the last complete week of the month. All registrations during the month are included and the totals shown gross, that is, without deduction of registrations cancelled during the month.

The national data published are absolute figures without seasonal adjustment. For comparison figures for the corresponding month of the previous year are shown. For the chart, seasonal adjustment has been done for EUR-9 according to the EUROSTAT method.

Civilian working population comprises persons in employment and unemployed, excluding armed forces. For calculation of the percentage of registered unemployed in the civilian working population, national estimates standardised according to OECD definitions have been used. The figures shown are annual average or mid-year estimates of the latest common available year for all countries (i.e. 1976).

Figures of unfilled vacancies relate solely to vacancies notified to public employment offices and are not a measure of total vacancies. Employers may be able to recruit workers without necessarily seeking the assistance of public employment offices.

SYMBOLS AND ABBREVIATIONS

T	Total	*	estimated by EUROSTAT
M	Males	p	preliminary
F	Females	s	not available
Ø	Average	blank	not yet available
		r	revised

