

# Statistics

## in focus

### POPULATION AND SOCIAL CONDITIONS

THEME 3 — 1/1999

## Contents

Decline in live births resumes.....	1
Deaths continue to decline.....	2
No uniform demographic picture for 1998.....	3

# Slightly fewer births and deaths in 1998

After five years of decline, the number of babies born in the European Union increased somewhat in 1996 and remained stable in 1997. Based upon monthly data available at the beginning of 1999, the number of live births in 1998 is estimated to decrease again, from 4.05 to around 4.01 million.

The number of deaths is expected to decrease from 3.71 to around 3.69 million. This will result in a probable decrease in natural population growth (live births minus deaths) within the EU from 336 000 in 1997 to 319 000 in 1998. When related to the total population, natural growth would amount to nearly 0.1 %. In 1995 a post-war low was recorded of 278 000.

This bulletin provides 'best guesstimates' or 'now-casts' on live births and deaths for the calendar year just finished. Provisional birth and death counts for the year 1998 are due in mid-1999. At the same time, 1998 estimates will become available for the total fertility rate and life expectancy at birth as well as for the total number of the other component of population growth, net international migration (immigration minus emigration).

### Decline in live births resumes

In 1998 the number of births in the EU is expected to reach a level of just over 4 million. This is about the same as in 1995 when a post-war low was recorded of 4.01 million. In the mid-1960s the annual number of live births was over 2 million higher, but during the period 1965 to 1975 fertility dropped dramatically (Figure 1).

In the near future the number of births will probably continue to decrease as the large number of women born in the mid-1960s 'baby boom' move out of the peak childbearing ages and are replaced by the smaller number of women born during 1965 to 1975, the 'baby-busters'.

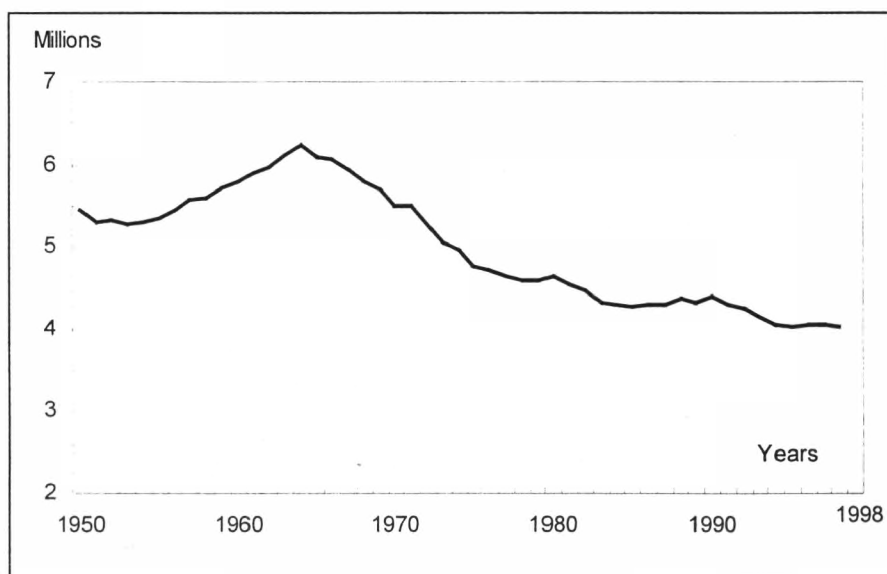


Figure 1: Live births in EU-15



## Deaths continue to decline

In 1976 the number of deaths in the EU reached a post-war high of almost 3.8 million. Thereafter, the annual number of people that died fluctuated and decreased somewhat to ultimately a level of 3.7 million (Figure 2). The impact of a growing number of elderly people on deaths was fully compensated by decreasing mortality rates.

For 1998, it is also expected that the effects of population ageing will be counterbalanced by a further decrease in mortality rates.

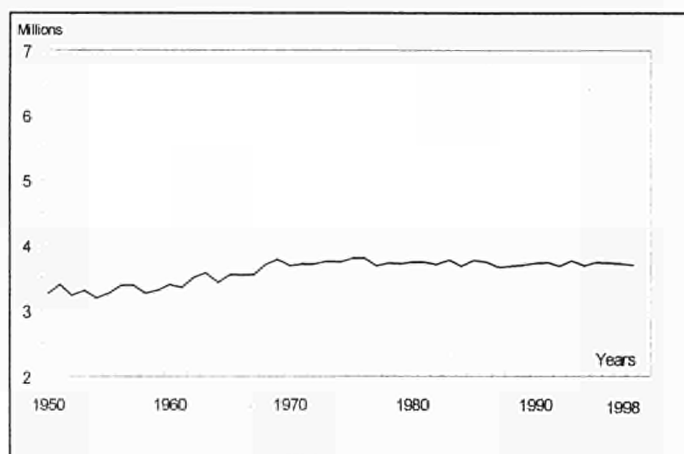


Figure 2: Deaths in EU-15

Table 1: Demographic 'now-casts' for 1998 <sup>(1)</sup>

Country	Observed (up to and including)	Live births	Deaths	Natural change	Live births	Deaths	Natural change
		(1 000)			(per 1 000 population)		
<b>EU-15</b>		4 007.5	3 687.7	319.9	10.7	9.8	0.9
<b>EUR-11</b>		3 038.4	2 823.3	215.1	10.4	9.7	0.7
Belgium	September	114.2	103.9	10.3	11.2	10.2	1.0
Denmark	September	66.2	58.3	7.9	12.5	11.0	1.5
Germany	October	776.5	848.0	- 71.5	9.5	10.3	- 0.9
Greece	May	98.3	99.6	- 1.2	9.4	9.5	- 0.1
Spain <sup>(2)</sup>	-	364.7	350.7	14.0	9.3	8.9	0.4
France	September	743.0	542.5	200.5	12.7	9.2	3.4
Ireland	June	52.0	31.5	20.5	14.1	8.5	5.5
Italy	June	530.1	569.5	- 39.4	9.2	9.9	- 0.7
Luxembourg	September	5.4	3.8	1.6	12.8	9.0	3.8
Netherlands	November	199.0	137.2	61.8	12.7	8.8	4.0
Austria	October	81.6	78.7	2.9	10.1	9.7	0.4
Portugal	September	114.6	107.7	6.9	11.5	10.8	0.7
Finland	October	57.4	49.8	7.5	11.1	9.7	1.5
Sweden	October	89.2	92.6	- 3.4	10.1	10.5	- 0.4
United Kingdom	June	715.3	613.9	101.5	12.1	10.4	1.7
Iceland	November	4.2	1.8	2.4	15.4	6.7	8.7
Liechtenstein	-	0.4	0.2	0.2	12.7	7.0	5.7
Norway	September	59.2	43.9	15.3	13.4	9.9	3.5
<b>EEA</b>		4 071.3	3 733.6	337.7	10.7	9.8	0.9
Switzerland	August	77.2	63.3	13.9	10.9	8.9	2.0

<sup>(1)</sup> Estimates are primarily based upon provisional monthly data series available at the beginning of 1999 (see second column). Technical details about the methodology used can be found in Eurostat Working Paper E4/1997-7.

<sup>(2)</sup> National estimates.

## No uniform demographic picture for 1998

With regard to live births, EU Member States will not all be moving in the same direction during 1998. In Germany, Greece, Austria and Finland the decrease is expected to be considerable. France and the Netherlands, on the other hand, will probably see a significant rise in the number of births (Figure 3).

Ireland will remain the EU country with the highest crude birth rate, whereas Italy will probably have the lowest level (see Table 1).

Concerning deaths, most EU countries have had a 'good' year. Only France, Italy, the Netherlands, Portugal and Finland will probably be confronted with a moderate growth in the number of deaths (Figure 4).

Due to an aged population and a relatively less favourable mortality pattern, Denmark will continue to be the EU Member State with the highest crude death rate. Ireland is the Member State most likely to have the lowest level (see Table 1).

Finally, natural population change is expected to remain negative in Germany, Greece, Italy and Sweden (see Table 1). However, probably all these countries will experience a population increase due to a substantial net inflow of international migrants.

Ireland is most likely to remain the EU country with the highest crude natural population growth levels.

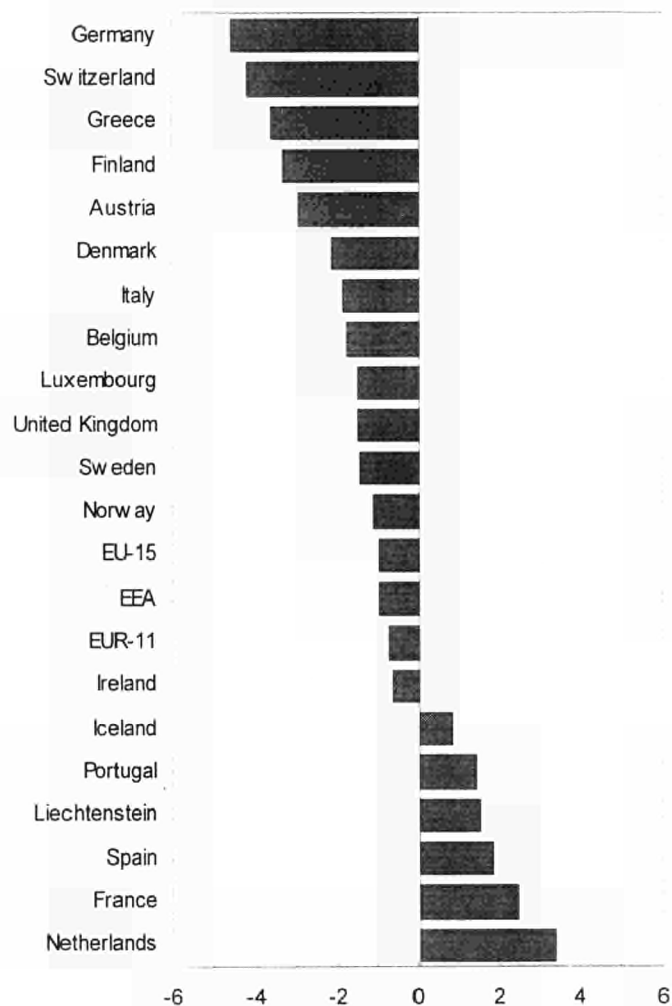


Figure 3: Live births — relative differences between 1997 and 1998 (%)

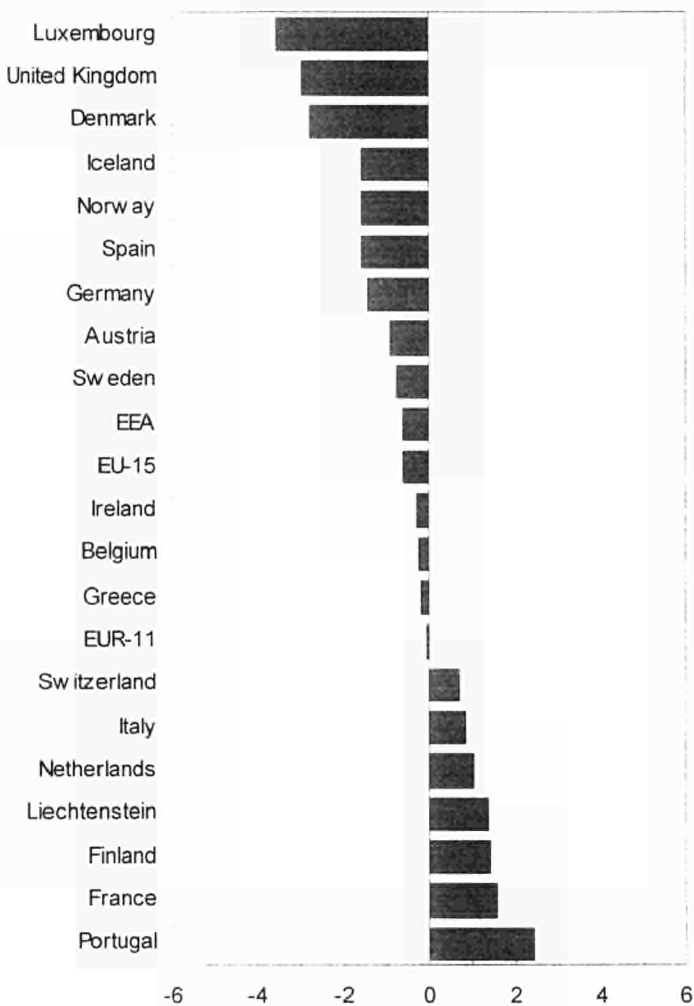


Figure 4: Deaths — relative differences between 1997 and 1998 (%)

# Further information

## ➤ Reference publications

Title:

Catalogue No:

CA-CC-YY-XXX-LL-C

Price: EUR XX

## ➤ Databases

New Cronos

Domain

To obtain information or to order publications, databases and special sets of data, please contact the data shop network:

BELGIQUE/BELGIË	DANMARK	DEUTSCHLAND	ESPAÑA	FRANCE	ITALIA — Roma
Eurostat Data Shop Bruxelles/Brussel Chaussée d'Etterbeek 13 Etterbeeksteenweg 13 B-1049 Bruxelles/Brussel Tél. (32-2) 299 66 66 Fax (32-2) 295 01 25 E-mail: datashop.brussels@eurostat.cec.be	Danmarks Statistik Bibliotek og Information Eurostat Data Shop Sejrgade 11 DK-2100 København Ø Tlf (45) 39 17 30 30 Fax (45) 39 17 30 03 E-mail: bib@dst.dk	Statistisches Bundesamt Eurostat Data Shop Berlin Otto-Braun-Straße 70-72 D-10178 Berlin Tel. (49-30) 23 24 64 27/28 Tlf (49-30) 23 24 64 30 E-mail: stba-berlin.datashop@t-online.de	INE Eurostat Data Shop Paseo de la Castellana, 163 Oficina 009 Entrada por Estébanez Calderón E-28046 Madrid Tel. (34) 915 83 91 67 Fax (34) 915 79 71 20 E-mail: datashop.eurostat@ine.es	INSEE Info Service Eurostat Data Shop 195, rue de Bercy Tour Gamma A F-75582 Paris Cedex 12 Tel. (33) 153 17 88 44 Fax (33) 153 17 88 22 E-mail: datashop@dg75iisa.insee.atlas.fr	ISTAT Centro di Informazione Statistica — Sede di Roma, Eurostat Data Shop Via Cesare Balbo, 11a I-00184 Roma Tel. (39-06) 46 73 31 05/02 Fax (39-06) 46 73 31 07/01 E-mail: dipdif@istat.it
ITALIA — Milano	LUXEMBOURG	NEDERLAND	NORGE	PORTUGAL	SCHWEIZ/SUISSE/SVIZZERA
ISTAT Centro di Informazione Statistica — Sede di Milano, Eurostat Data Shop Piazza della Repubblica, 22 I-20124 Milano Tel. (39-02) 65 95 133/134 Fax (39-02) 65 30 75	Eurostat Data Shop Luxembourg BP 453 L-2014 Luxembourg 4, rue A. Weicker L-2721 Luxembourg Tél. (352) 43 35 22 51 Fax (352) 43 35 22 221 E-mail: dslux@eurostat.datashop.lu	STATISTICS NETHERLANDS Eurostat Data Shop Voorburg PO Box 4000 2270 JM Voorburg Nederland Tel. (31-70) 337 49 00 Fax (31-70) 337 59 84 E-mail: datashop@cbs.nl	Statistik sentralbyrå Bibliotek og informasjonscenteret Kongensgt. 6 P.b. 8131, dep. N-0033 Oslo Tel. (47-22) 86 46 43 Fax (47-22) 86 45 04 E-mail: biblioteket@ssb.no	Eurostat Data Shop Lisboa INE/Serviço de Difusão Av. António José de Almeida, 2 P-1000 Lisboa Tel. (351-1) 842 61 00 Fax (351-1) 842 63 64 E-mail: data.shop@ine.pt	Statistisches Amt des Kantons Zürich, Eurostat Data Shop Bleichenweg 5 CH-8090 Zürich Tel. (41-1) 225 12 12 Fax (41-1) 225 12 99 E-mail: datashop@zh.ch http://www.zh.ch/statistik
SUOMI/FINLAND	SVERIGE	UNITED KINGDOM	UNITED STATES OF AMERICA		
Eurostat Data Shop, Tilastokirjasto Postiosoite: PL 2B FIN-00022 Tilastokeskus Käyntiosoite: Työpajakatu 13 B, 2 krs Helsinki P. (358-9) 17 34 22 21 F. (358-9) 17 34 22 79 S-post: datashop.tilastokeskus@tilastokeskus.fi http://www.tilastokeskus.fi/vuototeet.html	Statistics Sweden Information service Eurostat Data Shop Karlavägen 100 Box 24 300 S-104 51 Stockholm Tfn (46-8) 783 48 01 Fax (46-8) 783 48 99 E-mail: info@scb.se	ONS Sales Office Eurostat Data Shop Office for National Statistics 1 Drummond Gate London SW1V 2QQ United Kingdom Tel. (44-171) 533 56 76 Fax (44-171) 533 56 88 E-mail: gloria.ryan@ons.gov.uk	Haver Analytics Eurostat Data Shop 60 East 42nd Street Suite 3310 New York, NY 10165 United States of America Tel. (1-212) 986 93 00 Fax (1-212) 986 58 57 E-mail: eurodata@haver.com		

Media Support Eurostat (for professional journalists only).

Bech Building — Office A3/46 • L-2920 Luxembourg • Tel. (352) 43 01-34567 • Fax (352) 43 01-32649 • E-mail: media.support@eurostat.cec.be

## For information on methodology

This publication has been produced by Mr Harri Cruijnsen (Statistics Netherlands) and Mr Harold Eding (Netherlands Interdisciplinary Institute). For further information, contact: François-Carlos Bovagnet, Eurostat/E.4 — Tel. (352) 43 01-33527; fax (352) 43 01-34029; e-mail: francois.bovagnet@eurostat.cec.be

Original: English

For further information, please visit our website at <http://europa.eu.int/eurostat.html>

A list of worldwide sales outlets is available from the Office for Official Publications of the European Communities.

2, rue Mercier, L-2985 Luxembourg  
Tel. (352) 29 29-42118; fax (352) 29 29-42709  
Internet: <http://eur-op.eu.int/otr/general/s-ad.htm>  
E-mail: info.info@opoce.cec.be

BELGIQUE/BELGIË — DANMARK — DEUTSCHLAND — GREECE/ELLADA — ESPAÑA — FRANCE — IRELAND — ITALIA — LUXEMBOURG — NEDERLAND — ÖSTERREICH  
PORTUGAL — SUOMI/FINLAND — SVERIGE — UNITED KINGDOM — ISLAND — NORGE — SCHWEIZ/SUISSE/SVIZZERA — BALGARIJA — ČESKÁ REPUBLIKA — CYPRUS  
EESTI — HRVATSKA — MAGYARORSZÁG — MALTA — POLSKA — ROMÂNIA — RUSSIA — SLOVAKIA — SLOVENIA — TÜRKIYE — AUSTRALIA — CANADA — EGYPT — INDIA  
ISRAËL — JAPAN — MALAYSIA — PHILIPPINES — SOUTH KOREA — THAILAND — UNITED STATES OF AMERICA

## Order form

I would like to subscribe to *Statistics in focus* (from 1.1.1999 to 31.12.1999)  
(for the data shop and sales office addresses see above)

Formula 1: All nine themes (approximately 90 issues)

Paper: EUR 360

PDF: EUR 264

Paper + PDF: EUR 432

Language required:  DE  EN  FR

Formula 2: One or more of the following seven themes:

Theme 1: General statistics

Paper: EUR 42  PDF: EUR 30  Combined: EUR 54 EUR

Theme 2: Economy and finance

Theme 3: Population and social conditions

Theme 4: Industry, trade and services

Theme 5: Agriculture and fisheries

Theme 6: External trade

Theme 8: Environment and energy

Paper: EUR 84  PDF: EUR 60  Combined: EUR 114

Language required:  DE  EN  FR

Please send me a free copy of Eurostat mini-guide (catalogue containing a selection of Eurostat products and services)  
Language required:  DE  EN  FR

I would like a free subscription to Statistical references, the information letter on Eurostat products and services  
Language required:  DE  EN  FR

Mr  Mrs  
(Please use block capitals)

Name: \_\_\_\_\_ First name: \_\_\_\_\_

Company: \_\_\_\_\_ Department: \_\_\_\_\_

Function: \_\_\_\_\_

Address: \_\_\_\_\_

Postcode: \_\_\_\_\_ Town: \_\_\_\_\_

Country: \_\_\_\_\_

Tel.: \_\_\_\_\_ Fax: \_\_\_\_\_

E-mail: \_\_\_\_\_

Payment on receipt of invoice, preferably by:

Bank transfer

Visa  Eurocard

Card No: \_\_\_\_\_ Expires on: \_\_\_\_/\_\_\_\_/\_\_\_\_

Please confirm your intra-Community VAT number:

If no number is entered, VAT will be automatically applied. Subsequent reimbursement will not be possible.