

EUROPEAN COMMUNITIES
COMMISSION

**FINANCIAL SITUATION
OF THE EUROPEAN COMMUNITIES
ON 30 SEPTEMBER 1980**

(Report pursuant to Article 29
of the Financial Regulation of 21 December 1977)

INTRODUCTION

TABLE OF CONTENTS

	<u>Page</u>
<u>INTRODUCTION</u>	1
<u>REVENUE</u>	5
<u>EXPENDITURE BY INSTITUTION</u>	11
European Parliament	13
Council	17
Court of Justice	29
Economic and Social Committee	37
Court of Auditors	41
Commission	51
<u>OVERALL ASSESSMENT</u>	53
Title 1 Expenditure relating to persons working with the Institution	57
Title 2 Buildings, equipment and miscellaneous operating expenditure	59
Title 3 Community policies relating in particular to research, technology, industry, the social sector, the environment and the supply of energy and raw materials	61
Title 4 Repayments and aid to Member States and miscellaneous	79
Title 5 Social and Regional Funds	81
Titles 6 and 7 EAGGF Guarantee Section	87
Title 8 EAGGF Guidance Section and fisheries policy	91
Title 9 Cooperation with developing countries and other non-member countries	101
<u>ANNEXES</u>	
1. Utilization of appropriations for the 1980 financial year (statistical tables)	109
2. Utilization of appropriations carried over from 1979 to 1980 (statistical tables)	131
3. Impact on own resources of proposals submitted by the Commission during the third quarter of 1980	149

Article 29 of the Financial Regulation of 21 December 1977, applicable to the General Budget, reads as follows:

"The Commission shall, four times a year, present the European Parliament and the Council with a report on the Communities' financial situation, including both revenue and expenditure. There shall be attached to these reports a comprehensive statement on the sums maintained from previous financial years, as well as on any changes brought about as a result of the adoption of Supplementary or Amending Budgets."

This report, drawn up on the basis of the financial situation existing as at 30 September 1980, emphasizes the main features of the implementation of the budget during the first three quarters of 1980.

- 5/6 -

REVENUE

REVENUE

1. The following table shows the revenue situation as at 30 September 1980 and the percentages of the budget estimates actually collected. For all revenue excluding the balance of VAT own resources and the adjustment of financial contributions for the 1979 financial year, this percentage is 75,53%, collections amounting to 11.845,6 m EUA, i.e. 83,3 m EUA more than if the percentage were exactly 75%. If VAT balances and 1979 financial contributions are included, collections amount to 12.106,7 m EUA, i.e. 77,2% of estimates.

2. For total own resources (customs duties, agricultural levies, sugar levies, VAT) which, being paid in full by all the nine Member States, represent 95,91% of total revenue entered in the budget, the collection is 75,15%.

Customs duties have in the past tended to increase in the second and third quarters. This trend has been confirmed, with the third quarter of 1980 up 9,3% on the first. The collection percentage recorded is 78,25% for the three quarters. If the rate of payment for the last quarter is of the same order as that of previous years, estimates for the 1980 financial year will be exceeded by 332 m EUA. This rise in customs duties is the result of an increase in imports in value terms. Imports considered overall increased by 27,3% between 1 November 1979 and 1 May 1980 on the same period from 1978 to 1979. This increase is particularly marked in the case of manufactured articles (37,8% and 24,8% for headings 6 and 8 of the SITC nomenclature).

The collection of agricultural levies is 64,3%. These resources have shown a marked fall in the second and third quarters. Revenue from the third quarter is down 22,9% on that from the first and 7% down on the second quarter.

This trend is due to the substantial drop in the levy rates for cereals, a consequence of the increase in world prices between January and September - 26% for durum wheat and 24% for maize. Even if agricultural levies increase greatly overall at the end of the year, it is likely that revenue for the 1980 financial year will be 200 m EUA down on initial estimates.

The collection rate for sugar and isoglucose levies is 79,22%. Payments by way of sugar production levies were made in February and June; they come to 222,5 m EUA, 9,5 m EUA less than estimated. Isoglucose production levies will represent 11,5% of estimates. Storage levies represent 66,32% of estimates and it is likely that for the whole year these levies will be about 12 m EUA down on estimates.

Resources from VAT have been collected to a level of 75,02%. The slight discrepancy arises from differences between the EUA rates used by Member States for their conversions into national currencies and those in force at the time of the payment. Since the Member States paid over these resources during the first half-year on the basis of the budget for the 1979 financial year, two adjustments have been made: on 1 July on the basis of the new draft budget adopted by the Council on 20 June, then on 1 August on the basis of the sums entered in the budget for the financial year finally adopted on 9 July.

3. Balance from the 1979 financial year. The provisional balance from the 1979 financial year, which comes to 458,6 m EUA, has been entered in the budget for the 1980 financial year. It is determined in accordance with Article 15 of Council Regulation (EEC) No 2891/77 of 19 December 1977 implementing the Decision of 21 April 1970 on the replacement of financial contributions from Member States by the Communities' own resources (1), which provides that it shall correspond to the difference between the revenue collected and the payments made in the course of the financial year plus the amount of the appropriations carried over from previous financial years which have been cancelled. It will be amended if Parliament's non-automatic carryovers from 1979 to 1980 are not approved by the Council.

4. Balance of own resources from VAT and adjustments in connection with financial contributions relating to the 1979 financial year. Article 10 of Council Regulation (EEC, Euratom, ECSC) No 2892/77 of 19 December 1977 implementing in respect of own resources accruing from value added tax the Decision of 21 April 1970 on the replacement of financial contributions from Member States by the Communities' own resources (1) provides that, before 1 July, Member States shall forward to the Commission summary accounts stating the total final amounts of their VAT bases relating to the previous calendar year. Pursuant to Article 10(4) of Regulation 2891/77, each Member State is debited with an amount calculated from the information contained in the said statements by applying the rate adopted for the previous financial year and credited with the twelve payments made during that previous financial year. The Commission works out the balances and informs the Member States in good time in order that the latter may enter them in the accounts opened on behalf of the Commission with Treasuries on the first working day of August of the same year.

Member States who, during the previous financial year, have entered financial contributions based on GNP make the same payments and, by the same method, adjust the said contributions so as to restore, in the light of the actual yield from VAT resources, the original distribution in the budget between the latter and the financial contributions based on GNP.

The Commission has received the summary accounts from the six Member States who applied the sixth Directive in 1979, and on 1 August they entered the balances in the Commission's accounts. The three other Member States likewise entered adjustments to their financial contributions on 1 August.

Total VAT balances entered amounted to an extra 176,2 m EUA, which means that actual bases were 5,7% higher than forecast. The adjustments to financial contributions amounted to 86,1 m EUA.

Article 10(6) of Regulation 2891/77 provides that the above operations constitute modifications to revenue in respect of the 1980 financial year; they will appear in a preliminary draft amending budget which the Commission approved on 22 October 1980.

(1) OJ L 336, 27 December 1977.

5. The 5 m EUA paid over by the ECSC by way of its contribution to administrative expenditure is due in four quarterly instalments. Three instalments have been paid over.

6. With regard to deductions from staff remunerations and miscellaneous revenue, the collection percentage is 40,3%. This revenue comes to 164 m EUA and represents 1% of the total revenue provided for in the budget.

7. The financial contributions towards Euratom complementary programmes which are due from only two Member States have been paid in full as provided by Article 28 of the Financial Regulation.

in EUA

1980 REVENUE SITUATION AS AT 30 SEPTEMBER 1980				
Title	Heading	Revenue estimated in the Budget	Incomings	Incomings as a percentage of estimates
1	<u>Own resources</u>			
	Agricultural levies	1.719.200.000	1.105.395.140	64,30
	Sugar and isoglucose levies	504.500.000	399.680.950	79,22
	Customs duties	5.667.800.000	4.434.828.768	78,25
	VAT resources	7.151.030.850	5.364.442.122	75,02
	TOTAL	15.042.530.850	11.304.346.980	75,15
2	<u>Surpluses available</u>			
	Surplus available from the previous financial year	458.587.431	458.587.431	100,00
	Balance of 1979 VAT own resources	-	176.167.081	-
	Adjustment of 1979 financial contributions	-	84.881.729	-
3	<u>ECSC contribution towards administrative expenditure</u>	- 5.000.000	3.750.000	75,00
4	<u>Deductions from staff remunerations</u>			
	Connected with Euratom activities	16.000.000	6.588.233	41,18
	Other than Euratom	105.944.630	(1) 29.482.734	27,33
5	<u>Financial contributions to Euratom complementary programmes</u>	12.843.000	12.843.000	100,00
9	<u>Miscellaneous revenue</u>			
	Connected with Euratom activities	20.115.000	6.723.449	33,43
	Other than Euratom	22.076.350	(1) 23.660.258	107,17
	TOTAL	15.683.097.261	12.107.030.945	77,20

(1) This amount comprises only Commission incomings and does not take account of exchange differences.

EXPENDITURE BY INSTITUTION

11/12

11/12

EUROPEAN PARLIAMENT

11 1111

10
9
8
7
6
5
4
3
2
1

COMMENTS ON THE FINANCIAL SITUATION AS AT 30 SEPTEMBER 1980

1. Appropriations available in 1980

Section I of the 1980 Budget provides for appropriations totalling 177.391.432 EUA

as at 30 September 1980, total commitments amounted to 119.380.348,48 EUA or 67,30% of the initial appropriations.

Payments amounted to 67.131.124,27 EUA or 37,85% of the initial appropriations and 56,24% of the commitments made.

Available appropriations amount to 58.011.083,52 EUA

2. Appropriations available from the 1979 financial year

Automatic carryovers

Out of 14.077.297,71 EUA, 7.274.687,88 EUA (51,68%) had been used by the end of September.

Non-automatic carryovers

Out of 2.493.231,70 EUA, 517.730,33 EUA (20,77%) had been used by the end of September.

3. Transfers of appropriations

Transfers as at 30 September totalled 3.135.250 EUA for transfers within Chapters and 9.542.000 EUA for transfers between Chapters.

4. Revenue

At the end of September, revenue amounted to 8.104.086,88 EUA or 71,70% of the estimate of 11.303.550 EUA.

10
9
8
7
6
5
4
3
2
1

EUROPEAN PARLIAMENT: STATEMENT OF APPROPRIATIONS AS AT 30 SEPTEMBER 1980

CHAP.	HEADING	TOTAL APPROP.	COMMITMENTS MADE	APPROPS. AVAILABLE	PERCENTAGE USED	COMMENTS
(1)	(2)	(3)	(4)	(5)	(6)	(7)
10	MEMBERS OF THE INSTITUTION	25,937,300	16,419,875	9,517,425	63,31%	
11	STAFF	93,516,120	64,682,331	29,613,789	49,17 %	
12	ALLOWANCES AND EXPENSES ON ENTERING AND LEAVING THE SERVICE AND ON TRANSFER	1,712,450	1,447,213	365,437	83,33 %	The intensive use of appropriations under this Chapter entails a request for a transfer.
13	EXPENDITURE RELATING TO MISSIONS AND DUTY TRAVEL	3,556,000	3,459,211	49,689	98,59 %	The 4th quarter is only partially committed. A transfer is necessary to cover expenditure to the end of the financial year.
14	EXPENDITURE ON SOCIAL WELFARE	574,100	382,995	191,105	66,11%	
15	IN-SERVICE TRAINING AND FURTHER TRAINING FOR STAFF	304,000	240,884	43,114	65,82 %	The commitments partially cover the fourth quarter.
20	IMMOVABLE PROPERTY INVESTMENTS, PENAL OF BUILDINGS AND ASSOCIATED EXPENDITURE	18,625,800	13,667,171	5,198,629	72,39 %	
22	MOVABLE PROPERTY AND ASSOCIATED EXPENDITURE	9,242,972	6,295,362	2,947,610	67,94 %	
23	CURRENT OPERATING EXPENDITURE	3,825,950	3,161,404	664,546	82,63 %	
24	ENTERTAINMENT REPRESENTATION EXPENSES	400,240	189,345	212,495	46,99 %	
25	EXPENDITURE ON FORMAL AND OTHER MEETINGS	180,000	171,870	6,130	96,59 %	The commitments concern the entire financial year.
26	EXPENDITURE ON STUDIES, SURVEYS AND CONSULTATIONS	20,000	7,604	12,396	39,02 %	
27	EXPENDITURE ON PUBLISHING AND INFORMATION	3,405,100	3,249,029	2,056,641	41,96 %	
29	SUBSIDIES AND FINANCIAL CONTRIBUTIONS	2,137,500	1,215,168	925,332	56,71 %	
37	EXPENDITURE RELATING TO CERTAIN INSTITUTIONS AND BODIES	8,723,100	4,721,751	1,061,244	82,59 %	Appropriations for some Articles in this Chapter cover the part of the year.
100	PROVISIONAL APPROPRIATIONS	3,916,000	0	3,916,000	0,00 %	
101	CONTINGENCY RESERVE	2,136,000	0	2,136,000	0,00 %	
	GRAND TOTAL	177,291,412	119,380,348	58,011,084	67,29 %	

COUNCIL

10
9
8
7
6
5
4
3
2
1

REVENUE

The total revenue collected at 30 September 1980 was 50,60% of the Council's revenue under the 1980 budget (8.965.000 EUA).

It should be noted that revenue deriving from taxation and staff contributions to the pension scheme amount to 29,25% and 69,2% of the estimates respectively.

EXPENDITURE

(a) Transfers of appropriations

The Council authorized the following transfers of appropriations (within its budgetary estimates) during the third quarter of 1980.

I. TRANSFERS OF APPROPRIATIONS FROM ONE CHAPTER TO ANOTHER

1. FROM CHAPTER 101: Contingency reserve 544.450 EUA

TO CHAPTER 20:

Article or Item	Heading	EUA
2000	Rent	236.000
	Taxes	29.000
201	Insurance	2.000
202	Water, gas, electricity and heating	24.000
203	Cleaning and maintenance	70.000
204	Fitting-out of premises	74.970
2220	Technical equipment and installations (new purchases)	36.980
2230	Transport (new purchases)	7.500
2353	Departmental removals	64.000
	TOTAL	544.450 EUA

2. FROM CHAPTER 101: Contingency reserve 2.000.000 EUA

FROM CHAPTER 23

Item 2391 Joint Interpreting Service 180.000 EUA

TO CHAPTER 27

Article 270 Official Journal 2.180.000 EUA

3. FROM CHAPTER 101: Contingency reserve 285.000 EUA
TO CHAPTER 13
Item 1301 Staff mission expenses 285.000 EUA
4. FROM CHAPTER 14
Article 143 Medical service 25.000 EUA
TO CHAPTER 11
Item 1113 Special advisers 25.000 EUA

II. TRANSFER OF APPROPRIATIONS FROM ONE ARTICLE TO ANOTHER

1. From Article 119 Provisional appropriation
to cover any adjustments
to the salaries of
officials and other
staff 1.210.000 EUA
to Article 116 Weightings 1.210.000 EUA
2. From Article 110
Item 1100 Basic salaries 25.000 EUA
to Article 111
Item 1110 Auxiliary staff 25.000 EUA
3. From Article 110
Item 1100 Basic salaries 260.000 EUA
to Article 111
Item 1112 Local staff 260.000 EUA

4. From Article 110

Item 1100 Basic salaries 50.000 EUA

to Article 114

Item 1141 Annual leave
travel expenses 50.000 EUA

5. From Article 122

Installation,
resettlement and
transfer allowances

Item 1221 Staff 10.000 EUA

to Article 121

Travel expenses
(including family
members)

Item 1211 Staff 10.000 EUA

(b) Overall assessment of utilization of appropriations

A. Utilization of appropriations allocated for the financial year 1980

1. Commitments made

Utilization of the appropriations was as follows:

67,15% under Title 1 - Staff expenditure (1)

66,83% under Title 2 - Operating expenditure (1)

2. Payments made

Consumption of appropriations was as follows:

66,85% under Title 1 - Staff expenditure (1)

50,24% under Title 2 - Operating expenditure (1)

B. Utilization of appropriations carried over from 1979

Carryovers were utilized as follows:

80,66% under Title 1 - Staff expenditure

81,31% under Title 2 - Operating expenditure

(1) These figures are slightly lower than the average figures recorded on the same date in previous years, primarily as a result of the timing of the adoption of the 1980 budget.

TITLE 1: EXPENDITURE RELATING TO PERSONS WORKING WITH THE INSTITUTION

The rate of utilization for all the Title 1 appropriations is:

- (i) 67,15% in commitments, and
- (ii) 66,85% in payments.

Chapter 11: Staff

So far, 67,29% of the appropriations for this Chapter have been committed. The total number of Council staff on 30 September 1980 was 1.457 persons (compared with 1.599 posts authorized in the budget).

Chapter 12: Allowances and expenses on entering and on leaving the service and on transfer

So far, 64,21% of these appropriations have been committed.

The payment of installation allowances, removal expenses and daily subsistence allowances depends on the movement of Secretariat staff (88 arrivals and 49 departures since 1 January 1980).

Chapter 13: Expenditure relating to missions and duty travel

So far, 76,78% of the appropriations for this Chapter have been committed.

Chapter 14: Expenditure on social welfare

So far, 39,45% of the appropriations for this Chapter have been committed. The Council's contribution towards the running costs of the sports ground at the Early Childhood Centre, fixed by the Commission in September 1980, was paid in early October.

Chapter 15: Internal training courses and vocational training of staff

So far, 41,36% of the appropriations for this Chapter have been committed.

1	100	0	0
2	100	0	0
3	100	0	0
4	100	0	0
5	100	0	0
6	100	0	0
7	100	0	0
8	100	0	0
9	100	0	0
10	100	0	0
11	100	0	0
12	100	0	0
13	100	0	0
14	100	0	0
15	100	0	0
16	100	0	0
17	100	0	0
18	100	0	0
19	100	0	0
20	100	0	0
21	100	0	0
22	100	0	0
23	100	0	0
24	100	0	0
25	100	0	0
26	100	0	0
27	100	0	0
28	100	0	0
29	100	0	0
30	100	0	0
31	100	0	0
32	100	0	0
33	100	0	0
34	100	0	0
35	100	0	0
36	100	0	0
37	100	0	0
38	100	0	0
39	100	0	0
40	100	0	0
41	100	0	0
42	100	0	0
43	100	0	0
44	100	0	0
45	100	0	0
46	100	0	0
47	100	0	0
48	100	0	0
49	100	0	0
50	100	0	0
51	100	0	0
52	100	0	0
53	100	0	0
54	100	0	0
55	100	0	0
56	100	0	0
57	100	0	0
58	100	0	0
59	100	0	0
60	100	0	0
61	100	0	0
62	100	0	0
63	100	0	0
64	100	0	0
65	100	0	0
66	100	0	0
67	100	0	0
68	100	0	0
69	100	0	0
70	100	0	0
71	100	0	0
72	100	0	0
73	100	0	0
74	100	0	0
75	100	0	0
76	100	0	0
77	100	0	0
78	100	0	0
79	100	0	0
80	100	0	0
81	100	0	0
82	100	0	0
83	100	0	0
84	100	0	0
85	100	0	0
86	100	0	0
87	100	0	0
88	100	0	0
89	100	0	0
90	100	0	0
91	100	0	0
92	100	0	0
93	100	0	0
94	100	0	0
95	100	0	0
96	100	0	0
97	100	0	0
98	100	0	0
99	100	0	0
100	100	0	0

TITLE 2: BUILDINGS, EQUIPMENT AND MISCELLANEOUS OPERATING EXPENDITURE

At 30 September 1980 the rate of commitment for Title 2 was 67% of the appropriations available, whereas the rate of utilization for payments at the same date was 50,24%.

The situation, Chapter by Chapter, is as follows:

Chapter 21: Rental of buildings and associated expenditure

In all, 82,73% of the appropriations have been committed. This high figure is due mainly to the fact that appropriations for rents are committed in advance, in half-yearly or quarterly instalments.

Chapter 22: Movable property and associated expenditure

In all, 33,24% of these appropriations have been committed.

The situation, Article by Article, is as follows:

Article 220: Office machines

In all, 12,92% of the appropriations have been committed. This reflects the very low rate of commitment in respect of new and replacement equipment pending completion of a study on the procurement of Greek typewriters.

Article 221: Furniture

So far, 61,47% of these appropriations have been committed. Two major commitments in respect of new and replacement furniture under the agreed programme are still outstanding.

Article 222: Technical equipment and installations

The rate of commitment is only 24,25%, as a very high percentage of the appropriations are entered at Items 2220 and 2221, where the major commitments, viz. for the purchase of reproduction equipment and the replacement of the telephone switchboard, are still outstanding.

These commitments will be effected in the final quarter.

Article 223: Transport

So far, 52,24% of these appropriations have been committed.

The balance will be committed in the last quarter with the purchase and replacement of staff cars.

Article 225: Documentation and library expenditure

So far, 76,93% of these appropriations have been committed.

Chapter 23: Current operating expenditure

The rate of commitment for these appropriations is 71%.

Chapter 24: Entertainment and representation expenses

Article 240: Entertainment and representation expenses

So far, 70,58% of these appropriations have been committed.

Chapter 25: Expenditure on formal meetings and meetings in general

So far, 72,15% of these appropriations have been committed.

Chapter 26: Expenditure on studies, surveys and consultations

Article 260: Limited consultations, studies and surveys

So far, 28,04% of these appropriations have been committed. With the commitments scheduled for the last quarter, the appropriations will be used up by the end of the year.

Chapter 27: Expenditure on publishing and information

The rate of commitment for these appropriations is 42,84%.

Chapter 29: Subsidies and financial contributions

Article 299: Other subsidies

The rate of commitment for these appropriations is 73,32%.

TITLE 10

Chapter 101: Contingency reserve

Following the transfers by the Council to other Chapters (see items B(a) above) the balance at Chapter 101 at 30 September 1980 stood at 170.550 EUA.

COURT OF JUSTICE

FINANCIAL SITUATION AT 30 SEPTEMBER

General comments

1. Appropriations available in 1980

EUA

The total appropriations in the 1980 Budget allocated to the Court of Justice are 21.707.280,00

Total commitments at 30 September 1980 amounted to 17.866.656,22
or 82,31% of the appropriations made available.

Payments amounted to 12.977.788,59
or 59,79% of the appropriations made available
and 72,64% of the commitments entered into.

Appropriations not so far utilized amount to 3.840.623,78

2. Carryovers

Appropriations carried over amount to 1.247.549,02

Payments at 30 September 1980 were 1.108.178,80
- a utilization of 88,8%.

10
9
8
7
6
5
4
3
2
1

3. Transfers of appropriations

Transfers from one Article to another carried out during the third quarter, within Chapters 10, 11 and 20, amounted to 518.000 EUA.

4. Revenue

At the end of the third quarter revenue amounted to 1.508.735,59 EUA or 49,77% of the estimates which totalled 3.031.210,00 EUA

Implementation of expenditure

TITLE 1: EXPENDITURE RELATING TO PERSONS WORKING WITH THE INSTITUTION

Utilization in commitments	82,42%
Utilization in payments against commitments	76,47%

Chapters 10 and 11

It should be remembered, with regard to the percentage rate of utilization, that at 30 September 1980 the Court of Justice had a strength of 313 as against an establishment of 361 authorized posts.

Chapter 12

The rate of utilization will increase considerably during the last quarter.

The appropriations entered under Articles 120, 121 and 129 will be inadequate; a transfer will have to be made within the Chapter.

Chapter 15

The judges' conference will take place in October.

TITLE 2: BUILDINGS, EQUIPMENT AND MISCELLANEOUS OPERATING EXPENDITURE

Utilization in commitments	82,07%
Utilization in payments against commitments	60,24%

Chapter 20

The appropriations used so far do not include certain items of expenditure connected with occupying the new offices in the Jean Monnet building.

Chapter 22

So far, the rate of commitment of appropriations is 63%.

Further commitments in respect of appropriations for new and replacement equipment will be made during the fourth quarter.


Chapter 23

The appropriations allocated to this Chapter are inadequate and will have to be increased by means of a transfer from elsewhere.

Chapters 24, 25, 27 and 29

Most of the appropriations still available will probably be committed in the last quarter.

10
9
8
7
6
5
4
3
2
1



COURT OF JUSTICE
OF THE
EUROPEAN COMMUNITIES

SUMMARY TABLE OF THE IMPLEMENTATION OF THE STATEMENT OF EXPENDITURE
OF SECTION IV (COURT OF JUSTICE) OF THE GENERAL BUDGET FOR THE
FINANCIAL YEAR 1980 AT 30 SEPTEMBER 1980

EUA

Budgetary classification	Heading	Approps entered	Commitments contracted		Payments effected		Number of 12ths of approps used	
			Amount	% of approps	Amount	% of commitments	(C)	(P)
		1	2	3	4	5	6	
TITLE 1	EXPENDITURE IN RESPECT OF PERSONS WORKING WITH THE INSTITUTION							
Chapter 10	Members of the institution	2.615.820	2.359.300,00	90,19	1.962.007,69	83,16	10,8	9,0
Chapter 11	Staff	13.200.830	0.921.570,73	82,73	8.169.443,06	74,80	9,9	7,4
Chapter 12	Allowances and expenses on entering and on leaving the service and on transfer	468.700	249.968,40	53,33	209.066,30	83,64	6,4	5,4
Chapter 13	Expenditure relating to missions and duty travel	103.000	47.000,00	45,63	40.703,18	86,60	5,5	4,7
Chapter 14	Expenditure on social welfare	83.370	40.584,62	48,68	32.943,37	81,17	5,8	4,7
Chapter 15	In-service training and further training for staff	80.600	23.225,10	28,82	17.530,59	75,48	3,5	2,6
	TITLE 1 - TOTAL	16.552.320	13.641.648,85	82,42	10.431.694,19	76,47	9,9	7,6

Budgetary classification	Heading	Approps entered	Commitments contracted		Payments effected		Number of 12ths of approps used	
			Amount	% of approps	Amount	% of commitments	(c)	(p)
		1	2	3	4	5	5	
TITLE 2	BUILDINGS, EQUIPMENT AND MISCELLANEOUS OPERATING EXPENDITURE							
Chapter 20	Immovable property investments, rental of buildings and associated expenditure	2,625,730	2,347,553.25	89,41	1,582,763.68	67,42	10,7	7,2
Chapter 22	Movable property and associated expenditure	654,970	413,151.50	63,08	273,046.52	66,09	7,6	5,0
Chapter 23	Current operating expenditure	738,860	679,848.12	92,01	523,333.80	76,98	11,0	8,5
Chapter 24	Entertainment and representation expenses	26,390	11,192,42	42,41	8,253.11	73,74	5,1	3,8
Chapter 25	Expenditure on formal and other meetings	116,210	51,130.00	44,00	44,829.51	87,68	5,3	4,6
Chapter 26	Expenditure on studies, surveys and consultations	600	-	-	-	-	-	-
Chapter 27	Expenditure on publishing and information	957,320	709,001.53	74,06	102,241.02	14,42	8,0	1,3
Chapter 29	Subsidies and financial contributions	24,880	10,342.10	41,57	8,838.38	85,46	5,0	4,3
	TITLE 2 - TOTAL	5,144,960	4,222,218.99	82,07	2,543,306.02	60,24	9,8	5,9

EUA

Budgetary classification	Heading	Approps entered	Commitments contracted		Payments effected		Number of 12ths of approps used	
			Amount	% of approps	Amount	% of commitments	(C)	(P)
		1	2	3	4	5	6	
TITLE 3	EXPENDITURE RESULTING FROM SPECIAL FUNCTIONS CARRIED OUT BY THE INSTITUTION							
Chapter 37	Expenditure relating to certain institutions and bodies	10.000	2.788,38	27,88	2.788,38	100,00	3,3	3,3
	TITLE 3 - TOTAL	10.000	2.788,38	27,88	2.788,38	100,00	3,3	3,3
TITLE 10	OTHER EXPENDITURE							
Chapter 100	Provisional appropriations	token entry	-	-	-	-	-	-
Chapter 101	Contingency reserve	token entry	-	-	-	-	-	-
Chapter 102	Reserve to cover any shortfall in approps converted into national currency resulting from the difference between the EUA conv. rates used when the budget is drawn up and the conv. rates obtaining at the time of implementation	token entry	-	-	-	-	-	-
	TITLE 10 - TOTAL	-	-	-	-	-	-	-
	GRAND TOTAL	21.707.280	17.866.656,22	82,31	12.977.788,59	72,64	9,9	7,2

- 37 / 38

ECONOMIC AND SOCIAL COMMITTEE

ECONOMIC AND SOCIAL COMMITTEE

Financial situation on 30 September

Because of the delay in adopting the budget, expenditure during the first eight months of 1980 remained at the same level as 1979. The rate increased in September, but the full impact will not be felt until the fourth quarter of the year.

The rate of utilization of appropriations in the various Chapters of Title 1 of the budget (expenditure relating to persons working with the institutions) has been normal, reflecting the fact that such expenditure is compulsory.

By contrast, the rate of utilization of appropriations in Title 2 has been lower, but will pick up in the coming months. Most of the reserves, which amount to more than 8% of the total appropriations allocated, are already earmarked for the building of a new meeting room in preparation for enlargement. Work is due to begin soon and the funds earmarked will, by and large, be used in 1980.

10
9
8
7
6
5
4
3
2
1

UTILIZATION OF APPROPRIATIONS AS AT 30 SEPTEMBER

CHAPTER	INITIAL APPROPRIATIONS	PAYMENTS	COMMITMENTS	BALANCE AVAILABLE	BALANCE (%)
10	18.000	4.600	-	13.400	74,44
11	11.116.000	7.322.900	209.200	3.583.900	32,24
12	216.000	73.700	32.800	109.500	50,69
13	117.000	62.800	14.000	40.200	34,36
14	147.500	22.100	60.400	65.000	44,07
15	70.000	26.900	23.900	19.200	27,43
TOTAL TITLE 1	11.684.500	7.513.000	340.300	3.831.200	32,79
20	1.801.000	951.800	88.900	760.300	42,22
22	452.000	228.900	128.700	94.400	20,38
23	1.644.500	200.100	34.400	1.410.000	85,74
24	19.800	7.500	4.400	7.900	39,90
25	2.258.000	1.186.000	-	1.072.000	47,48
26	18.000	3.600	7.300	7.100	39,44
27	365.000	108.000	51.400	205.600	56,33
TOTAL TITLE 2	6.558.300	2.685.900	315.100	3.557.300	54,24
100	1.622.210	-	-	1.622.210	100,00
101	45.000	-	-	45.000	100,00
TOTAL TITLE 10	1.667.210	-	-	1.667.210	100,00
GRAND TOTAL	19.910.010	10.198.900	655.400	9.055.710	45,48

COURT OF AUDITORS

10
9
8
7
6
5
4
3
2
1

SUMMARY OF
EXPENDITURE BY THE COURT OF AUDITORS
IN THE THIRD QUARTER OF 1980

1. Revenue

Total incomings by 30 September amount to 826.001 EUA, or 43,08% of the estimates of the own resources of the Court of Auditors in the 1980 Budget (1.917.320 EUA).

It should be noted that the proceeds from Community tax amount to 30,73% of estimates. It must be pointed out that Council Regulation No 161/80 had considerable repercussions on Community taxation, but the budget estimates were not amended.

2. Appropriation available

The 1980 Budget includes a total appropriation of 13.039.290 EUA for the Court of Auditors.

A total of 636.596 EUA was carried over from 1979 to 1980.

A total of 469.530 EUA has been transferred within Chapters.

3. Utilization of the appropriations for the financial year 1980

The table attached records the implementation of expenditure by Title and Chapter.

By 30 September, 59,36% of the appropriations had been committed. Payments account for 93,90% of the commitments. The commitments percentage departs from the norm (75%) on account of the delay in adopting the budget. The delay also affected staff recruitment procedures and the rate of commitment under Title 2.

4. Utilization of appropriations carried over automatically from the financial year 1979

The level of utilization is as follows:

Title 1:	77,87%
Title 2:	65,67%

The utilization of these appropriations gives rise to no special comment.

10
9
8
7
6
5
4
3
2
1

COURT OF AUDITORS OF
THE EUROPEAN COMMUNITIES

SUMMARY TABLE - BY ARTICLE AND ITEM - OF THE
IMPLEMENTATION OF THE APPROPRIATIONS CARRIED OVER FROM 1979 TO 1980

Budgetary classification 1	Heading 2	Amount 3	Payments made 4	Percentage of carryovers 5	Payments outstanding 6
<u>TITLE 1</u>	<u>EXPENDITURE RELATING TO PERSONS WORKING WITH THE INSTITUTION</u>				
Article 117	<u>Supplementary services</u>	527	472	89,56	55
Item 1170	Freelance interpreters and conference technicians				
Item 1172	Other services and work sent out for translation and typing	115.888	87.687	75,67	28,201
Article 130	Mission expenses, travel expenses and incidental expenditure	18.096	14.282	78,92	3.814
Item 1301	Staff	2.887	2.680	92,93	207
Article 142	Restaurants and canteens				
Article 151	Language courses, retraining, further training and information for staff	15.114	13.645	90,28	1.469
<u>TITLE 2</u>	<u>TITLE 1 - TOTAL</u>	152.512	118.766	77,87	33.746
<u>Article 210</u>	<u>BUILDINGS, EQUIPMENT AND MISCELLANEOUS OPERATING EXPENDITURES</u>	44.000	11.928	27,11	32.072
<u>Article 211</u>	<u>Rent</u>	617	-	-	617
<u>Article 212</u>	<u>Insurance</u>	61.000	3.757	6,16	57.243
<u>Article 213</u>	<u>Water, gas, electricity and heating</u>	5.000	3.729	74,58	1.271
<u>Article 214</u>	<u>Cleaning and maintenance</u>	10.224	489	4,78	9.735
<u>Article 219</u>	<u>Fitting-out of premises</u>	4.290	1.190	27,74	3.100
<u>Article 219</u>	<u>Other expenditure</u>				

COURT OF AUDITORS OF
THE EUROPEAN COMMUNITIES

SUMMARY TABLE - BY ARTICLE AND ITEM - OF THE
IMPLEMENTATION OF THE APPROPRIATIONS CARRIED OVER FROM 1979 TO 1980

Budgetary classification	Heading	Amount	Payments made	Percentage of carryovers	Payments outstanding
Article 220 Item 2200	<u>Office machines</u> New purchases	18.166	18.121	99,75	45
Item 2203	Maintenance, use and repair	252	200	79,37	52
Article 221 Item 2210	<u>Furniture</u> New purchases	58.435	45.675	78,76	12.760
Article 222 Item 2220	<u>Technical equipment and installations</u> New purchases	6.911	2.708	39,18	4.203
Item 2223	Maintenance and repair	1.504	-	-	1.504
Article 223 Item 2231	<u>Transport equipment</u> Replacements	24.938	23.457	94,06	1.481
Article 225 Item 2250	<u>Documentation and library expenditure</u> Library expenses, purchase of books	9.167	7.846	85,59	1.321
Item 2252	Subscriptions to newspapers and periodicals	862	43	4,99	819
Item 2253	Subscriptions to news agencies	755	747	98,94	8
Article 230	<u>Stationery and office supplies</u>	12.697	10.038	79,06	2.659
Article 235 Item 2351	<u>Other operating expenditure</u> Uniforms and working clothes	2.296	2.290	99,74	6
Article 239 Item 2391	Services rendered between institutions Joint Interpreting Service	20.500	20.500	100,-	-

COURT OF AUDITORS OF
THE EUROPEAN COMMUNITIES

SUMMARY TABLE - BY ARTICLE AND ITEM - OF THE
IMPLEMENTATION OF THE APPROPRIATIONS CARRIED OVER FROM 1979 TO 1980

Budgetary classification	Heading	Amount	Payments made	Percentage of carryovers	Payments outstanding
1	2	3	4	5	6
Article 240	<u>Entertainment and representation expenses</u>	436	436	100,-	-
Item 2400	Members of the institution	51.871	19.794	38,16	32.077
Article 260	<u>Limited consultations, studies and surveys</u>	150.000	144.953	96,64	5.047
Article 270	<u>Official Journal</u>	163	-	-	163
Article 271	<u>Publications</u>	484.084	317.901	65,67	166.183
Item 2710	Publications of a general nature	636.596	436.667	68,59	199.929
	TITLE 2 - TOTAL				
	GRAND TOTAL				

COURT OF AUDITORS OF
THE EUROPEAN COMMUNITIES

SUMMARY TABLE - BY CHAPTER - OF THE IMPLEMENTATION OF THE STATEMENT
OF EXPENDITURE OF SECTION V (COURT OF AUDITORS) OF THE GENERAL BUDGET FOR THE
FINANCIAL YEAR (30.9.1980)

EUA

Budgetary classification	Heading	Approps auth. in the initial Budget	Approps adjusted by transfers	Commitments (except provisional commitments)		Payments		Number of 12ths of approps used	
				Amount	% of approps	Amount	% of commitments	(C)	(P)
		1	2	3	4	5	6	7	7
TITLE 1	EXPENDITURE RELATING TO PERSONS WORKING WITH THE INSTITUTION								
Chapter 10	Members of the institution	1.009.790	1.009.790	730.198	72,31	730.198	100,-	9	9
Chapter 11	Staff	8.749.270	8.749.270	5.270.543	60,24	5.270.543	100,-	7	7
Chapter 12	Allowances and expenses on entering and on leaving the service and on transfer	292.660	292.660	177.510	60,65	177.510	100,-	7	7
Chapter 13	Expenditure relating to missions and duty travel	412.000	412.000	205.483	49,87	153.538	74,72	6	4
Chapter 14	Expenditure on social welfare	85.340	85.340	20.461	23,98	20.461	100,-	3	3
Chapter 15	Internal training courses and vocational training of staff	70.000	70.000	51.756	73,93	28.757	55,56	9	9
	TITLE 1 - TOTAL	10.619.060	10.619.060	6.455.951	60,80	6.381.007	98,84	7	7

COURT OF AUDITORS
OF THE
EUROPEAN COMMUNITIES

SUMMARY TABLE - BY CHAPTERS - OF THE STATEMENT OF EXPENDITURE
OF SECTION V (COURT OF AUDITORS) OF THE GENERAL BUDGET OF THE
FINANCIAL YEAR (30.9.80)

EUA

Budgetary classification	Heading	Approps authorized in the initial Budget	Approps adjusted by transfers	Commitments contracted (except prov. commitments)		Payments effected		Number of 12ths of approps used	
				Amount	% of approps	Amount	% of commitments	(C)	(P)
1	2	3	4	5	6	7			
TITLE 2	BUILDINGS, EQUIPMENT AND MISCELLANEOUS OPERATING EXPENDITURE	1.131.730	1.131.730	917.867	81,10	554.245	60,38	10	6
Chap. 20	Immovable property investments	347.000	347.000	116.749	33,65	100.163	85,79	4	3
Chap. 22	Movable property and associated expenditure	440.500	440.500	183.707	41,70	180.065	98,02	5	5
Chap. 23	Current administrative expenditure	50.000	50.000	23.856	47,71	123.856	100,-	6	6
Chap. 24	Entertainment and representation expenses	16.000	16.000	1.648	10,30	1.648	100,-	1	1
Chap. 25	Expenditure for formal and other meetings	50.000	50.000	14.410	28,82	910	6,32	3	-
Chap. 26	Expenditure on studies, surveys and consultations	235.000	235.000	26.139	11,12	26.139	100,-	1	1
Chap. 27	Expenditure on publishing and information	2.270.230	2.270.230	1.284.376	56,57	887.026	69,06	7	5
	TITLE 2 - TOTAL								

COURT OF AUDITORS
OF THE
EUROPEAN COMMUNITIES

SUMMARY TABLE -- BY CHAPTERS -- OF THE STATEMENT OF EXPENDITURE
OF SECTION V (COURT OF AUDITORS) OF THE GENERAL BUDGET OF THE
FINANCIAL YEAR (31.9.80)

EUA

Budgetary classification	Heading	Approps authorized in the initial Budget	Approps adjusted by transfers	Commitments contracted (except prov. commitments)		Payments effected		Number of 12ths of approps used	
				Amount	% of approps	Amount	% of commitments	(C)	(P)
		1	2	3	4	5	6		7
TITLE 10	OTHER EXPENDITURE								
Chap. 100	Provisional approps	token entry							
Chap. 101	Contingency reserve	150.000	150.000	-	-	-	-	-	-
Chap. 102	Reserve to cover any shortfall in approps converted into national currencies resulting from the difference between the EUA conversion rates used when drawing up the Budget and the conversion rates obtaining at the time of implementation	token entry							
	TITLE 10 -- TOTAL	150.000	150.000	-	-	-	-	-	-
	GRAND TOTAL	13.039.290	13.039.290	7.740.327	59,36	7.268.033	93,90	7	7

- 51652 -

COMMISSION

(Breakdown in the order of the budget nomenclature)

10
9
8
7
6
5
4
3
2
1

OVERALL ASSESSMENT

1. Appropriations available in 1980

1.1 Appropriations available under the 1980 budget

Section III (COMMISSION) of the 1980 budget	Final budget - appropriations authorized
. Total appropriations for commitments	16.998,199 million EUA
. Total appropriations for payments	15.362,401 million EUA

1.2 Appropriations available from 1979

Appropriations for commitment outstanding (differentiated appropriations)

The sector-by-sector breakdown of appropriations from 1979 still available in 1980 (appropriations for commitment which were not committed by 31 December 1979) is as follows:

Commission	(EUA)
Agriculture	216.651.829
Social sector	50.415.827
Regional sector	48.222.488
Research, energy, industry, transport	131.488.921
Development	184.138.265
Total	630.917.330

10
9
8
7
6
5
4
3
2
1

Non-differentiated and differentiated appropriations carried over automatically

The sector-by-sector breakdown of appropriations carried over automatically from 1979 to 1980 (non-differentiated and differentiated appropriations committed but not paid by 31 December 1979), is as follows:

Commission	(EUA)
Agriculture	229.795.947
Social sector	240.190.033
Regional sector	380.711.250
Research, energy, industry, transport	146.005.082
Development cooperation	304.105.638
Administrative expenditure	31.105.638
Repayment to the Member States of the costs incurred in collecting own resources	83.365.637
Total	1.331.907.754

Non-automatic carryovers

The budgetary authority approved the following carryovers:

Commission	(EUA)
Agriculture and fisheries	1.560.000
Financial cooperation with non-member countries (Portugal)	4.008.452
Aid for disaster victims	1.200.000
Administrative expenditure	80.000
Total	6.848.452

2. Transfers of appropriations between Chapters

No transfers between Chapters were made during the first three quarters of 1980.

8
7
6
5
4
3
2
1

3. Review of the utilization of appropriations

The tables in Annexes 1 and 2 give a Chapter-by-Chapter rundown of the appropriations for the financial year (Annex 1) and the appropriations carried over (Annex 2).

3.1 Implementation of the appropriations for the 1980 financial year

3.1.1 Non-differentiated appropriations

The rate of utilization of non-differentiated appropriations on 30 September was 9,3 twelfths for commitments and 8,9 twelfths for payments, which together amounts to 74,16% of the appropriations authorized.

. Differentiated appropriations

Analysis of these appropriations shows a relatively low rate of utilization so far: 4,4 twelfths (37%) for appropriations for commitment and 3,2 twelfths (27%) for appropriations for payment. In a number of sectors the system of provisional twelfths and the resulting uncertainty up to July about the final level of appropriations had a damping effect. The Chapter-by-Chapter analysis below reveals the main reasons for the low utilization rate in the headings concerned.

However, despite the difficulties encountered, the situation now is much better than it was at the same time last year (commitments are up by about 20% and payments by over 100%). Estimates of utilization between now and the end of the year show that it will be possible in many cases to make up the backlog in implementation.

3.2 Implementation of appropriations carried over from 1979

3.2.1 Automatic carryovers

. Non-differentiated appropriations

The rate of utilization of non-differentiated appropriations carried over automatically (611,89 m EUA) is 57,81%. Disregarding the EAGGF Guidance Section appropriations from years prior to 1977 which are still payable under commitments made (and which may be carried over automatically for at least five years) (1) and the appropriations from Chapter 58 (aid to Frioul), to which the same carryover conditions apply (2), the figure rises to 83,87%.

(1) Article 108(3)(a) of the Financial Regulation.

(2) Regulations Nos 1505 and 1506 of 21 June 1976, OJ L 168, 28 June 1976.

10
9
8
7
6
5
4
3
2
1

. Differentiated appropriations

The rate of utilization for the unused appropriations for payment which were automatically carried over (1.095 m EJA) is 52,83%, as compared with 44,42% on 30 September 1979.

3,2.2 Non-automatic carryovers

The rate of utilization of the carryovers authorized in respect of non-differentiated appropriations (not committed at 31 December 1979) is 97,38% for commitments and 16,09% for payments. The low figure for the latter is basically due to the very slow rate at which operations financed from pre-1977 EAGGF Guidance Section appropriations are settled.

10
9
8
7
6
5
4
3
2
1

CHAPTER-BY-CHAPTER ANALYSIS

TITLE 1 - EXPENDITURE RELATING TO PERSONS WORKING WITH THE INSTITUTION

The overall rate of utilization of appropriations entered under Title 1 is:

- 90,3% for commitments;
- 66,0% for payments.

The appropriations approved by the budgetary authority for Chapters 10, 11 and 12 were calculated on the basis of salary scales which contained certain distortions. With the entry into force of revised salary scales (Council Decision of 18 January 1980 (1)), the rate of utilization of the appropriations in question changed. As a result, expenditure has been lower than originally forecast, while at the same time the revenue accruing from deductions from staff remuneration has also dropped.

The utilization of appropriations has also been affected by the delay in adopting the 1980 budget, as a result of which new posts entered in the budget were blocked.

For these reasons, a considerable amount of appropriations will remain unused at the end of the year.

Payments in respect of commitments still to be settled for previous financial years (automatic carryovers from 1979) amount to 72,9%.

(1) OJ L 20, 26.1.1980.

10
9
8
7
6
5
4
3
2
1

TITLE 2 - BUILDINGS, EQUIPMENT AND MISCELLANEOUS OPERATING EXPENDITURE

Utilization of appropriations as at 30 September 1980

(Non-differentiated appropriations)

TITLE 2	Amount of appropriations (EUA)			Rate of utilization	
				Commitments	Payments
	(1)	(2)	(3)	(4)	(5)
1980	189.634.600	189.714.600	215.300.090	80,5%	59,3%
1979	171.649.040	178.129.040	204.920.040	84,1%	60,8%

- (1) Appropriations entered in the budget and supplementary or amending budgets.
- (2) Including transfers and non-automatic carryovers from the previous financial year; basis for calculating column 4.
- (3) Including transfers from the current year and carryovers from the previous financial year; basis for calculating column 5.

Commitments made during the first nine months of 1980 amounted to 152,714 m EUA. Including commitments from the previous financial year for which appropriations were carried over to 1980, total commitments by 30 September 1980 amounted to 178,299 m EUA.

By the same date, payments totalled 127,632 m EUA.


The overall rate of utilization of appropriations can be considered satisfactory. Divergences from the average in a number of Chapters are due to the particular nature of the expenditure concerned.

The rate of utilization is lowest in Chapter 24 (entertainment and representation expenses), which reflects principally a decline in representation expenses.

Chapter 26 (expenditure on studies, surveys and consultations) shows a lower rate of utilization than the average, owing to the normal delays necessary for the operation of internal rationalization procedures. These in no way affect the sound financial management or the results of operations.

The uncertainty resulting from the delay in adopting the 1980 budget has affected the rate of utilization of appropriations in Chapter 22 (movable property and associated expenditure), but it will be possible to make up the backlog by the end of the year. Indeed, requirements exceed the amount of appropriations still available.

4
3
2
1



TITLE 3 - COMMUNITY POLICIES RELATING IN PARTICULAR TO RESEARCH, TECHNOLOGY, INDUSTRY, THE SOCIAL SECTOR, THE ENVIRONMENT AND THE SUPPLY OF ENERGY AND RAW MATERIALS

CHAPTER 30 - EXPENDITURE IN THE SOCIAL SECTOR

This Chapter includes both differentiated and non-differentiated appropriations.

1. Utilization of non-differentiated appropriations as at 30 September

This section covers all the Articles in this Chapter except Articles 303 and 306, which are dealt with in the next section.

CHAPTER 30	Appropriations available in 1980 (EUA)			Utilization (%)			
				For commitments		For payments	
				Approps		Approps	
				1979	1980	1979	1980
1	2	3	4	5	6	7	
TOTAL	8.235.000	8.235.000	10.601.070	50	60	41	43

- (1) Initial appropriations, including supplementary or amending budgets.
- (2) Including transfers and non-automatic carryovers; basis for calculating column 5.
- (3) Including transfers and all carryovers; basis for calculating column 7.

Analysis for the use of appropriations

(a) Appropriations for the financial year

Commitments (4,894 m EUA) amount to 60% of the appropriations available (8,235 m EUA). Payments account for 61% of the appropriations committed. Past experience indicates that almost 100% of appropriations will be used by the end of the year.

(b) Appropriations carried over

In all, 68% of the 2,37 m EUA carryover has been used up. The remainder is spread over most of the items.

2. Differentiated appropriations

This section concerns Articles 303 (Community measures to improve workers' housing conditions) and 306 (pilot research projects on action to combat poverty).

Utilization of appropriations available as at 30 September
(Differentiated appropriations)

CHAPTER 30	Appropriations for 1980 (EUA)			
	For commitment		For payment	
	1	2	3	4
Article 303 (*)	1.335.000	1.406.954	1.085.000	1.598.357
Article 306 (*)	token entry	1.217.983	5.200.000	5.825.483
(1) and (3)	Initial appropriations, including supplementary or amending budgets.			
(2) and (4)	Total appropriations available (including outstanding appropriations, carryovers and transfers).			

CHAPTER 30	Utilization of available approps (%)			
	1979	1980	1979	1980
	Appropriations for commitment		Appropriations for payment	
Article 303 (*)	0	11	39	29
Article 306 (*)	87	19	71	49

(*) Budget heading where the rate of utilization is particularly low.

Article 303 - Community measures to improve workers' housing conditions

Commitments amounted to 11% (0,15 m EUA) of the 1,41 m EUA available in appropriations. The Article covers annual contracts which were originally signed at the end of the financial year and are therefore renewed at the end of each year. As a result, implementation of commitments, which hitherto has always approached 100% of the available appropriations, occurs only at the end of the financial year. The level of settlement of commitments is 3%; as in the past, the remaining unpaid balance will be carried over automatically to the next financial year.

Of the 1,78 m EUA in commitments carried over, 0,45 m EUA has been paid using the appropriations for payment automatically carried over.

Article 306 - Pilot research projects on action to combat poverty

There is no appropriation for commitment this year, as the Council has not yet adopted the Commission proposal on interim measures in this field.

Of the 1,22 m EUA in appropriations still outstanding from 1979, 0,24 m EUA (19%) have been committed to finance projects begun as part of the first programme to combat poverty (1975-79).

The rate of utilization would have been much higher if the Council had approved an interim programme; the current lack of a legal basis has made it impossible to launch any new projects.

In respect of commitments carried over (6,2 m EUA) payments amounting to 2,79 m EUA have been made, of which 2,17 m EUA were covered by appropriations for payment from the current year (5,2 m EUA) and 0,62 m EUA from appropriations for payment carried over automatically (which were thereby fully used up).

10
9
8
7
6
5
4
3
2
1

CHAPTER 31 - EXPENDITURE IN THE AGRICULTURAL SECTOR

Utilization of differentiated and non-differentiated appropriations as at 30 September

TITLE 3 CHAPTER 31	Appropriations for 1980 (EUA)			Utilization (%)			
				Commitments		Payments	
	Approps		Approps				
	1979	1980	1979	1980			
	1	2	3	4	5	6	7
Non-differentiated appropriations	10.479.000	11.479.000	18.008.180	81	66	27	30
Differentiated appropriations (Article 313)							
Commitments	1.787.000	1.787.000	1.787.000		0		
Payments	1.060.000	1.060.000	1.060.000				0

- (1) Initial appropriations, including supplementary or amending budgets.
- (2) Including transfers and non-automatic carryovers; basis for calculating column 5.
- (3) Including transfers and all carryovers; basis for calculating column 7.

By 30 September, 66% of non-differentiated appropriations had been committed and 30% of the commitments entered into in 1980 and 1979 had been paid. These figures indicate that the rate of utilization of non-differentiated appropriations over the whole of 1980 is likely to be better than in 1979. It should, however, be noted that in 1980 expenditure under Article 313 (Farm Accountancy Data Network) is for the first time covered by differentiated appropriations.

1. Utilization of appropriations for the financial year

(a) Non-differentiated appropriations

Altogether 63% (6,6 m EUA) of the appropriations for the financial year (10,5 m EUA) have been used up. The only items which show low (or even zero) utilization are listed below:

Item	Heading	Reasons for low utilization
3102	Community action in the event of outbreaks of epizootic disease	No new outbreak by 30 September
3111	Veterinary inspection of the application of Community rules and regulations	No applications by 30 September
3122	Equivalence of systems of certification	Requirements in 1980 have turned out lower than originally estimated
315	Training of national officials responsible for monitoring EAGGF expenditure	A number of courses are planned for the third quarter

However, owing to an increase in inspection activities, funds need to be transferred within the Chapter to Item 3112 (veterinary inspection in non-member countries), so that most of the appropriations still available are expected to be committed by 31 December.

(b) Differentiated appropriations (Article 313 - Farm Accountancy Data Network (FADN))

No commitments or payments have yet been made. However, the whole of the appropriation available for commitment is expected to be committed in October.

As for the appropriation for payment, it is planned to have the whole amount carried over automatically to the 1981 financial year. The appropriation entered in the 1980 budget was originally intended for the settlement of commitments entered into before 1979 and still outstanding on 31 December of that year, when the changeover from the system of non-differentiated appropriations to the system of differentiated appropriations took place. However, payments began to go through much more quickly in 1979, and all commitments entered into before that year have been settled. Part of the commitments entered into in 1979 will be paid out of appropriations carried over automatically from 1979 to 1980. The first payments in respect of commitments entered into in 1980 are scheduled for 1981. The expected carryover of the appropriation for payment from 1980 to 1981 was taken into account in drawing up the 1981 budget.

2. Utilization of non-automatic carryover

As expected this appropriation (1 m EUA) was fully used up to assist Spain in the campaign against African swine fever (Item 3101).

3. Settlement of commitments entered into before 1980 (automatic carryovers)

By 30 September 66% of the commitments entered into and still outstanding on 1 January had been settled. The rate of utilization of automatic carryovers is normal for all headings, with the exception of Article 313 (FADN), where the backlog is due to data-processing problems. However, these difficulties should be overcome by the end of the year so that payments can be made before 31 December.

10
9
8
7
6
5
4
3
2
1

CHAPTER 32 - EXPENDITURE UNDER THE ENERGY POLICY

1. Utilization of non-differentiated appropriations as at 30 September

TITLE 3 CHAPTER 32	Appropriations for 1980 (EUA)			Utilization (%)			
				Commitment		Payment	
				Approps		Approps	
				1979	1980	1979	1980
	1	2	3	4	5	6	7
TOTAL	1.000.000	1.000.000	1.694.536	78	33	20	26


- (1) Initial appropriations, including supplementary or amending budgets.
- (2) Including transfers and non-automatic carryovers; basis for calculating column 5.
- (3) Including transfers and all carryovers; basis for calculating column 7.

2. Utilization of differentiated appropriations as at 30 September

TITLE 3 CHAPTER 32	Appropriations for 1980 (EUA)			
	for commitment		for payment	
	1	2	3	4
TOTAL	96.000.000	128.460.765	76.100.000	124.503.975
Article 3200	15.000.000	24.117.526	24.000.000	53.950.000
3210	9.000.000	9.961.500	10.000.000	11.953.975
3240	25.000.000	39.271.741	16.000.000	23.000.000
3241	47.000.000	55.163.998	24.000.000	35.500.000

- (1)and(3) Initial appropriations, including supplementary or amending budgets.
- (2)and(4) Total appropriations available (including outstanding appropriations, carryovers and transfers).

8
7
6
5
4
3
2
1



CHAPTER 32	Utilization of available appropriations (%)			
	1979	1980	1979	1980
	Appropriations for commitment		Appropriations for payment	
TOTAL	20	5	14	13
Item 3200 (*)	29	5	18	17
3210 (*)	0	0	30	18
3240 (*)	0	6	0	7
3241 (*)	42	5	0	10

(*) Budget heading where the rate of utilization is particularly low.

Item 3200 - Projects in the hydrocarbons sector

On 30 September the balance available for commitments under this item (appropriations for the financial year and carryovers) amounted to 22.821.646 EUA. Adding to this the 6 m EUA requested in transfers, brings the amount available for commitment to 28.821.646 EUA, which is more than enough to cover the cost of the sixth series of Community projects in the hydrocarbons sector (28.100.164 EUA). The remaining 721.646 EUA is intended to compensate for exchange rate fluctuations.

Commitments for this series of projects will be made before the end of the financial year.

The appropriations available for payment amount to 44.788.331 EUA, of which the Commission expects to use 20.788.000 EUA by the end of the year. The Commission has reacted to this situation by adjusting its requests for appropriations for 1981. The low rate of utilization of appropriations for payment is due to delays in submitting supporting documents (bills) for payments. The matter has been raised with those concerned.

Item 3201 - Joint projects in prospecting for hydrocarbons

As the Council has still not decided on the proposal for a basic regulation, it has not been possible to use the appropriations for commitment. To see that these appropriations (Chapter 100) are not cancelled at the end of the year, the Commission has requested that they be transferred to item 3200 (Community technological development projects), where they will be used to finance the sixth series of projects. The 2.100.000 EUA in appropriations for payment will be used in accordance with the financial provisions of the contract signed with the Geological Survey of Greenland.

Item 3210 - Prospecting for uranium in Community territory

Pursuant to the Commission decision of 18 July 1980, the appropriations will be used to give financial support for 20 uranium prospecting projects (balance of 800.000 EUA can be carried forward).

The appropriations for payment will be used in accordance with the financial provisions of the contracts.

Article 322 - Transport of radioactive materials

The appropriations under this heading were included at Parliament's request. They will be fully used by the end of the year, once the procedure for approval of the studies by the Commission has been completed.

Item 3240 - Community energy-saving programme

The balance available under this item on 30 September was 37.083.309 EUA, of which 27.126.000 EUA would be used to finance the second series of 60 demonstration projects relating to energy savings. Despite a hold-up due to delays in the adoption of Regulations by the Council, the implementation of the programme will have returned to normal by the end of the year. The appropriations for payment will be used to cover expenditure relating to the first series of projects and to pay the advance for the second series.

Item 3241 - Programme for the development of new sources of energy

The total amount of appropriations for commitment available on 30 September was 52.686.877 EUA. Almost all of this will be used to support a second series of projects as follows:

(a) liquefaction and gasification	37.004.328 EUA
(b) geothermal energy	10.046.660 EUA
(c) balance of the first series of solar energy projects	<u>4.000.000 EUA</u>
	51.050.898 EUA

Appropriations for payment will be used in line with commitments, pursuant to the financial provisions of the contracts.

Article 327 - Energy balance sheets

The appropriations for this Article (350.000 EUA), which was included at Parliament's request, will be fully used up by the end of the year. It will even be necessary to transfer further funds to this Article within Chapter 32.

Article 328 - Studies in the energy sector

The appropriations for commitment and payment under this Article (300.000 EUA, of which 100.000 EUA were included on the initiative of Parliament) will be fully used up by 31 December.

On 30 September 252.613 EUA (84%) had been used for commitments.

Of the 994.536 EUA available for payment (appropriations for the financial year plus carryovers), 44% (437.622 EUA) had been paid out.

9
8
7
6
5
4
3
2
1

CHAPTER 33 - RESEARCH AND INVESTMENT APPROPRIATIONS

in EUA

<u>Appropriations available</u>	1980 appropriations			
	For commitment		For payment	
	1	2	3	4
Direct action	132.400.000	148.012.820	127.000.000	164.496.430
Indirect action	160.705.000	204.245.116	105.738.000	153.314.009
Participation in JET	19.646.000	42.357.616	43.804.000	44.577.673
TOTAL	312.751.000	394.615.552	276.542.000	362.388.112
3351 (*) - Fusion (excluding the JET project)	63.166.000	72.922.792	37.199.402	50.160.420
3352 (*) - Biology and health protection	16.044.000	18.505.976	8.473.000	11.953.629
3356 (*) - Radioactive waste	12.141.000	13.378.559	10.141.000	13.089.679
3357 (*) - Energy	44.464.000	54.839.492	28.273.000	37.675.704

- (1)(3) Initial appropriations, including amending and supplementary budgets.
- (2)(4) Total appropriations available (including appropriations outstanding, carryovers, transfers, and revenue from services rendered for the benefit of third parties).
- (*) Budget heading in respect of which the implementation rate is particularly low.

The utilization of research and investment appropriations during the first nine months of the 1980 financial year has been somewhat affected by the belated approval of the budget.

However, the situation is not the same for ongoing activities as for new programmes, which have been particularly disrupted by the absence of appropriations during the provisional twelfths system.

As regards direct action, there was a delay of about two months in the launching of the new measures on account of the belated approval of the Joint Research Centre's new programme on 13 March. This delay has been partly made up as regards the rate of commitments but is having inevitable repercussions on the rate of invoicing and, hence, of payments. For the whole of the financial year, it is envisaged that almost all the available commitment appropriations will be utilized, but it will probably not be possible to exceed a utilization rate of 90% on the payment appropriations.

As regards indirect and concerted action, it should be noted that many contracts, in particular those for newly-approved programmes, must be submitted for the Opinion of the Advisory Committees on Programme Management before signature, which has had the effect of slowing down the rate of commitments. Examples are the fusion programme (excluding the JET project) (Item 3351) the contracts for which, examined by the Fusion Advisory Committee, will be signed in October, the biology and health protection programme (Item 3352), the energy research and development programme (Item 3357) and the management and storage of radioactive waste programme (Item 3356), which is encountering certain implementation difficulties.

The utilization rate of payment appropriations depends, on the other hand, on the time taken by contracting parties to send in their reports and invoices and remains relatively low. For the financial year as a whole, about 80% of both commitment appropriations and payment appropriations is expected to be utilized.

With regard to Community participation in the JET undertaking, where there is a clear imbalance between commitments and payments, only payments relating to commitments from previous financial years are currently being made.

CHAPTER 33	Utilization (%) of available approps as at 30/9			
	1979	1980	1979	1980
	Commitment approps		Payment approps	
Direct action	59	62	50	54
Indirect action	54	17	48	33
Participation in the JET project	73	-	52	43
TOTAL	62	32	49	44
3351 (*) - Fusion - excluding JET)	39	10	50	44
3352 (*) - Biology and health protection	59	15	46	44
3356 (*) - Radioactive waste	64	8	41	29
3357 (*) - Energy	47	19	44	24

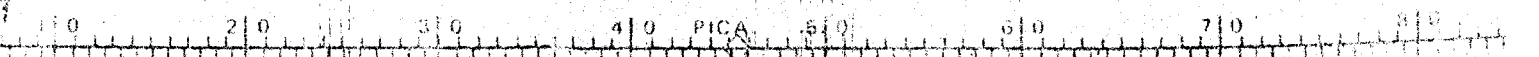
(*) Budget heading in respect of which the implementation rate is particularly low.

in EUA

1980 appropriations carried over	Initial amount	Utilization as at 30/9	%
Direct action	30.163.910	17.529.580	58
Indirect action	45.525.606	29.951.226	66
Participation in the JET project	773.674	773.674	100
TOTAL	76.463.190	48.254.480	63

NB: It should be noted that the figures appearing at the end of this report in the summary tables do not always correspond to the above figures, which contain certain components which were not available when the summary tables were drawn up.

10
9
8
7
6
5
4
3
2
1



CHAPTER 34 - EXPENDITURE RELATING TO SAFEGUARDS

Utilization of appropriations as at 30 September (non-differentiated appropriations)

TITLE 3	Appropriations for 1980 (EUA)			Utilization (%)			
				For commitment		For payment	
				Approps		Approps	
				1979	1980	1979	1980
CHAPTER 34	1	2	3	4	5	6	7
TOTAL	1.500.000	1.500.000	2.018.471	54	61	30	35

- (1) Initial appropriations including supplementary or amending budgets.
- (2) Including transfers and non-automatic carryovers (calculation basis for column 5).
- (3) Including transfers and all the carryovers (calculation basis for column 7).

By 30 September 918.259 EUA had been utilized for commitments (61% of appropriations), of which 51% had been paid (31% of appropriations). The utilization of appropriations automatically carried over came to 47%. The Commission expects all the appropriations to be committed between now and the end of the financial year.

10
9
8
7
6
5
4
3
2
1

CHAPTER 35 - PROTECTION OF MAN AND HIS ENVIRONMENT

Utilization of available appropriations as at 30 September
(Non-differentiated appropriations)

CHAPTER 35	1980 Appropriations (EUA)			Utilization (%)			
				For commitments		For payments	
				Appropriations		Appropriations	
				1979	1980	1979	1980
	1	2	3	4	5	6	7
TOTAL	8.590.000	8.590.000	12.130.100	64	56	30	30

(1) Initial appropriations including supplementary or amending budgets.
 (2) Including transfers and non-automatic carryovers (calculation basis for column 5).
 (3) Including transfers and all carryovers (calculation basis for column 7).

Summary of the implementation of appropriations

1. Appropriations for the financial year

Of available appropriations amounting to 8,59 m EUA, 4,78 m EUA (56%) have been committed; payments amounted to 39% of appropriations committed, this being a normal percentage involving mostly studies many of which are committed late in the year. Past experience shows that the utilization of appropriations at the end of the financial year is close to 100%; the unpaid balance is automatically carried over to the following financial year.

2. Appropriations carried over

52% of the carryover of 3,53 m EUA has been used. Here again, experience suggests a utilization of appropriations close to 100%.

CHAPTER 36 - EXPENDITURE ON SCIENTIFIC AND TECHNICAL INFORMATION AND ON INFORMATION MANAGEMENT

Utilization of non-differentiated appropriations as at 30 September

TITLE 3 CHAPTER 36	1980 Appropriations (EUA)			Utilization (%)			
				For commitments		For payments	
				Appropriations		Appropriations	
	(1)	(2)	(3)	1979	1980	1979	1980
TOTAL	1.617.000	1.617.000	2.230.054	74	87	40	53
<p>(1) Initial appropriations including amending or supplementary budgets. (2) Including transfers and non-automatic carryovers (calculation basis for column 5). (3) Including transfers and all carryovers (calculation basis for column 7).</p>							

Utilization of available appropriations as at 30 September
(Differentiated appropriations)

TITLE 3 CHAPTER 36	1980 Appropriations (EUA)			
	For commitments		For payments	
	1	2	3	4
TOTAL	3.600.000	6.284.404	3.875.000	7.191.509
3620	1.900.000	4.566.425	2.400.000	5.322.056
3621	1.700.000	1.717.979	1.475.000	1.869.543
<p>(1) and (3) Initial appropriations, including amending or supplementary budgets. (2) and (4) Total appropriations available (including outstanding appropriations, carryovers and transfers).</p>				

CHAPTER 36	Utilisation (%) of available appropriations			
	1979	1980	1979	1980
	Appropriations for commitment		Appropriations for payment	
TOTAL	52	46	30	46
Item: 3620 (*)	46	35	25	28

(*) Budget heading in respect of which the implementation rate is particularly low.

Of the non-differentiated appropriations of 1.617.000 EUA entered in this Chapter (Items 3600, 3610, 3611, 3622 and 3630) 1.410.353 EUA have been committed, which represents a utilization rate of 87%.

1.173.114 EUA have been utilized out of the 2.230.054 EUA available for payments (appropriations for the financial year plus carryovers); 72% of the 1979 appropriations automatically carried over have been paid out.

2.885.632 EUA were committed out of the available differentiated appropriations (Items 3620 and 3621) of 6.284.404 EUA (outstanding appropriations included), a rate of 46%.

Total payments made amount to 2.525.722 EUA out of the 7.191.509 EUA available (carryovers included); 51% of the appropriations automatically carried over have been utilized.

This relatively low percentage is due to the fact that 73% of the differentiated commitment appropriations are represented by Item 3620 (three-year plans). In 1980 this Item was the subject of substantial carryovers of appropriations following the belated introduction of the second three-year plan 1978-80, the Council having delayed adoption of the programme. Prospects for utilization between now and the end of the financial year suggest utilization of the appropriations still available of the order of 1,5 to 1,8 m EUA, the balance (2 m EUA or thereabouts) being automatically carried over to 1981.

CHAPTER 37 - EXPENDITURE IN THE INDUSTRIAL AND TRANSPORT SECTORS

Utilization of non-differentiated appropriations as at 30 September

TITLE 3 CHAPTER 37	1980 Appropriations (EJA)			Utilization (%)			
				For commitments		For payments	
				Appropriations		Appropriations	
				1979	1980	1979	1980
(1)	(2)	(3)	(4)	(5)	(6)	(7)	
TOTAL	2.620.000	2.620.000	3.903.323	81	17	26	25

(1) Initial appropriations including amending or supplementary budgets.
 (2) Including transfers and non-automatic carryovers (calculation basis for column 5).
 (3) Including transfers and all carryovers (calculation basis for column 7).

Utilization of available appropriations as at 30 September
(Differentiated appropriations)

TITLE 3 CHAPTER 37	1980 Appropriations (EJA)			
	For commitments		For payments	
	1	2	3	4
TOTAL	9.557.000	26.528.465	4.450.000	13.603.939
Items:				
3701	57.000	55.937	450.000	1.105.380
3702	8.000.000	9.972.528	4.000.000	4.998.559
3720	500.000	500.000	token entry	token entry
3722	1.000.000	1.000.000	token entry	token entry
3750	-	15.000.000	-	7.500.000

(1) and (3) Initial appropriations including amending or supplementary budgets.
 (2) and (4) Total appropriations available (including outstanding appropriations, carryovers and transfers).

CHAPTER 37	Utilization (%) of available appropriations			
	1979	1980	1979	1980
	Appropriations for commitment		Appropriations for payment	
TOTAL	4	6	18	6
Items:				
3701 (*)	73	54	55	42
3702 (*)	0	16	0	7
3720 (*)	0	0	0	0
3722 (*)	0	0	0	0
3750 (*)	0	0	0	0
(*) Budget heading in respect of which the implementation rate is particularly low.				

Item 3702 - Community operations for the development of data-processing

The belated adoption of the data-processing programme on 11 September 1979 delayed implementation.

This delay is being made up, with the result that the commitment estimates suggest that almost all these appropriations will be utilized by the end of the year.

Item 3720 - Operations in the ceramics sector
and

Item 3722 - Textile industry technology

In the absence of regulations enabling the action programmes to be implemented (these have still not been adopted by the Council as proposed by the Commission), the Commission has studied the possibility of using the appropriations for one-off measures. It has concluded that the remarks on the appropriations do not provide a valid basis for one-off measures, which must therefore be ruled out.

Item 3723 - Textile industry information system

Following the final adoption of the 1980 budget, there was a delay in implementing this Item which is to be made up by the end of the financial year. Since the contracts are under negotiation, the Commission expects that all the appropriations will be used.

Item 3750 - Aid for certain crisis-hit industrial sectors

Since the Council has still not taken a decision on the Commission's proposal for a Regulation, the Commission has been unable to use the appropriations entered under this heading.

Article 376 - Studies relating to industrial policy

The Commission expects to expand this heading by means of a transfer. All the appropriations will be used.

Item 3741 - Harmonization of industrial laws

146.758 EJA out of the 500.000 EJA available for commitment have been used (29% of appropriations) and 210.469 EJA out of 854.481 EJA (carryovers included) have been paid (25%). 53% of the appropriations automatically carried over have been used.

The internal procedure for selecting studies is in progress. All the appropriations will be used before the end of the year.

Item 3780 - Studies preliminary to financial aid in respect of transport infrastructure

The belated adoption of the budget prevented the Commission from implementing this heading satisfactorily.

Contracts are currently under negotiation and will be concluded very shortly. Payment appropriations will be used in accordance with the contracts' financial provisions.

CHAPTER 39 - OTHER EXPENDITURE ON SPECIFIC PROJECTS UNDERTAKEN BY THE INSTITUTION

CHAPTER 39	1980 Appropriations (EUA)			Utilization in % as at 30/9			
				For commitments		For payments	
				1979	1980	1979	1980
	1	2	3	4	5	6	7
TOTAL	10.420.000	10.420.000	15.980.081	57	47	34	35
Items:							
3920 (*)	2.100.000	2.100.000	3.060.512	52	50	27	29
3932 (*)	100.000	100.000	100.000	-	-	-	-
3960 (*)	500.000	500.000	500.000	-	-	-	-

- (1) Initial appropriations including amending or supplementary budgets.
- (2) Including transfers and non-automatic carryovers (calculation basis for column 5).
- (3) Including transfers and all carryovers (calculation basis for column 7).
- (*) Budget heading in respect of which the implementation rate is particularly low.

Over the first nine months of the year the utilization rate for all these activities was low, particularly for commitments, largely because the provisional twelfths scheme applied for much of the period.

The education programme (Item 3920) uses contracts covering the academic year, which means that the rate of utilization peaks during the last quarter of the budget year.

Item 3932 (Conservation of the architectural heritage), created by Parliament in 1980, was not eligible for appropriations under the provisional twelfths scheme. The projects currently under examination by the EIB should make it possible to use all the funds by the end of the financial year.

It will not be possible to use Item 3960 (European Foundation) because no political decision has been taken (1979 appropriations cancelled).

TITLE 4 - REPAYMENTS AND AID TO MEMBER STATES AND MISCELLANEOUS

CHAPTER 40 - FLAT-RATE REPAYMENT TO THE MEMBER STATES OF COSTS INCURRED IN COLLECTING OWN RESOURCES

The flat-rate reimbursement to Member States of costs incurred in collecting own resources amounts as at 30 September to 540,1 m EUA, which corresponds to 8,2 twelfths. 12,5 m EUA of the expenditure relates to reimbursements concerning some own resources collected in December 1979, since the appropriations available in 1979 were insufficient. The balance of 527,6 m EUA concerns the reimbursements for the period from February to September relating to payments of own resources from January to August.

CHAPTER 42 - GUARANTEE FOR COMMUNITY LOANS RAISED FOR THE PURPOSE OF GIVING BALANCE OF PAYMENTS SUPPORT

The Council Decisions of 17 February 1975, 15 March 1976 and 14 June 1977 empower the Commission to borrow funds in order to grant loans to member countries which are experiencing balance of payments difficulties. No loan on this basis has been raised since June 1977.

CHAPTER 43 - GUARANTEE FOR LOANS RAISED TO PROMOTE INVESTMENT IN THE COMMUNITY

Four loans were raised during the third quarter:

<u>National currency</u>	<u>m EUA</u>
DM 22.000.000	8,7
DM 33.000.000	13,1
£20.000.000	14
£70.000.000	48,9
Total	84,7

By Decision of 22 July 1980 the Council released 80% of the second tranche of loans of 500 m EUA to promote investment in the Community. With regard to the balance of 100 m EUA, the Council deferred its decision on the field to be covered by the loans.

TITLE 5 - SOCIAL AND REGIONAL FUNDS

CHAPTERS 50 to 52 - EUROPEAN SOCIAL FUND

Utilization of available appropriations (Differentiated appropriations)

TITLE 5 CHAPTERS 50 - 52	1980 Appropriations (m EUA)			
	For commitments		For payments	
	1	2	3	4
TOTAL	909,5	972,3	374,3	607,5
512 (*) (consequences of industrial conversion)	-	5	-	2,5
(1) and (3) Initial appropriations including amending or supplementary budgets. (2) and (4) Total appropriations available (including outstanding appropriations, carryovers and transfers).				

CHAPTERS 50 - 52	Utilization (%) of available appropriations			
	1979	1980	1979	1980
	Appropriations for commitment		Appropriations for payment	
TOTAL	20	44	32,2	68,5
512 (*) (if necessary) (consequences of industrial conversion)	0	0	0	0

(*) Budget heading in respect of which the implementation rate is particularly low.

Analysis of the implementation of appropriations

Commitments

The first set of approvals under the 1980 budget was decided on by the Commission on 13 May. It concerned 436 m EUA, almost half of the final Social Fund allocation for 1980 of 909,5 m EUA. The second set of approvals will be decided on in October as in 1979; this is two months ahead of the schedule for previous years, and will exhaust the available balance. This earlier timing is primarily the result of the entry into force this year of the new rules (Council Regulation 2396/71, as amended by Regulation 2893/77, Article 5(3)) requiring applications for assistance from the Fund to reach the Commission two months before the end of the half-year preceding that during which the relevant operations will begin.

Payments

Payments amount to about 416 m EUA, compared with 266 m EUA on the same date in 1979; the record level of payments reached at the end of 1979 (595 m EUA) will undoubtedly be exceeded at the end of this year, which would mean complete utilization of the appropriations available, slightly greater than payments made in 1979:

374,3 m EUA in respect of the financial year	
+ 233,2 m EUA carried over from 1979	
<hr/>	
607,5 m EUA	
=====	

It is anticipated that by the end of this year all the appropriations available will be utilized; this has never happened before.

The only exception, marginal in terms of the amounts involved, is Article 512 (Consequences of industrial conversion).

A proposal for aid to older workers who lose their jobs in the shipbuilding industry (COM(80)410, 25.7.1980) has been passed to the Council and the Parliament. Parliament has not yet delivered its Opinion. It is highly unlikely that a decision will be taken in time to avoid cancellation at the end of the financial year of the appropriations available under this Article (5 million for commitments, 2,5 million for payments), these appropriations deriving from the 1979 budget.

CHAPTERS 55 AND 56: EUROPEAN REGIONAL DEVELOPMENT FUND

Utilization of differentiated appropriations as at 30 September

(Differentiated appropriations)

TITLE 5 CHAPTERS 55 AND 56	1980 Appropriations (in m EUA)			
	For commitment		For payment	
	1	2	3	4
TOTAL	1.165	1.218,1	403	742
Chapter 56 (*) Specific measures (non-quota)	58,25	103,25	10,625	26,625

(1) (3) Initial appropriations including amending or supplementary budgets.
(2) (4) Total appropriations available (including outstanding appropriations, carryovers and transfers).

CHAPTERS 55-56	Utilization in % of appropriations available			
	1979	1980	1979	1980
	Appropriations for commitment		Appropriations for payment	
TOTAL	43,6	49,6	24,5	29,9
Chapter 56 (*) Specific measures (non-quota)	0	0	0	0

(*) Budget heading in respect of which the implementation rate is particularly low.

Analysis of the implementation of appropriations

1. Commitments

(a) Quota section (Chapter 55)

More than half of the appropriations available (1.115 m EUA) have already been utilized. Utilization at the end of the financial year should be just about complete (some countries will doubtless not fully exhaust their quota).

(b) Non-quota section (Chapter 56)

The Council Regulations implementing the five specific measures proposed by the Commission in October 1979 were formally adopted on 7 October.

Even so it is unlikely that commitments can be made by the end of the financial year. The Commission will take the necessary initiatives to avoid cancelling appropriations outstanding from 1979 (45 m EUA).

2. Payments

(a) Quota section (Chapter 55)

If the Member States, Italy in particular, submit a sufficient number of requests for payment, the volume of payments could by the end of the financial year reach a level close to 700 m EUA (appropriations available: 715,4 m EUA).

(b) Non-quota section (Chapter 56)

No commitments having been made in time (see above), there will be no payments in 1980. Here again, the Commission will take the necessary action to see that appropriations carried over from 1979 (16 m EUA) are not cancelled.

8
7
6
5
4
3
2
1

**CHAPTER 57 - MEASURES TO REDUCE ECONOMIC DISPARITIES IN THE COMMUNITY
IN THE CONTEXT OF THE EUROPEAN MONETARY SYSTEM**

**Article 570 - Interest rate subsidies on Community loans to the less
prosperous Member States participating in the
European Monetary System**

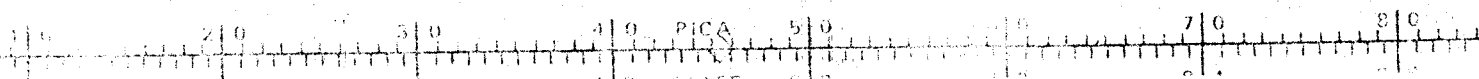
Interest rate subsidies under the European Council Resolution of 5 December 1978 and Council Regulation No 1736/79 of 3 August 1979 (1), have been given on loans granted in accordance with the Council Decision of 16 October 1978 (2) to promote investment in the Community and on loans granted by the EIB. Out of the 200 m EUA appropriations for the financial year 75.431.154 EUA were committed and paid over by 30 June and 34.044.692 EUA in the third quarter, giving a total of 109.475.846 EUA by 30 September.

Article 571 - Financial compensation to the United Kingdom

Under the same legal provisions as those governing Article 570 of the budget, financial compensation is paid to a Member State which, if it does not actually participate fully in the European Monetary System, need not bear the burden of implementing the system. Appropriations of 1.263.295,10 EUA carried over from the 1979 financial year are still outstanding; they are currently being paid. The first 1980 payment relates to subsidies paid to Italy and Ireland under Article 570 in respect of a sum of 75.431.153,69 EUA. It amounts to 17.112.360 EUA.

(1) OJ L 200, 8.8.1979.
(2) OJ L 298, 25.10.1978.

10
9
8
7
6
5
4
3
2
1



CHAPTER 59 - AID TO DISASTER VICTIMS IN THE COMMUNITY

Utilization of non-differentiated appropriations

TITLE 5 CHAPTER 59	1980 appropriations (in m EUA)			Utilization in %			
				For commitment		For payment	
				Approps.		Approps.	
				1979	1980	1979	1980
	1	2	3	4	5	6	7
TOTAL	5	6,2	6,2	20	64,5	20	64,5

(1) Initial appropriations including supplementary or amending budgets.
 (2) Including transfers and non-automatic carryovers (calculation basis for columns 4 and 5).
 (3) Including transfers and all carryovers (calculation basis for columns 6 and 7).

During the third quarter, aid was granted to the following:

<u>Member State</u>	<u>Amount</u>	<u>Reason</u>
Belgium	880.000 EUA	Floods in July
France	700.000 EUA	Cyclone in Martinique and Guadeloupe
Total	1.500.000 EUA	

This aid is in addition to that already granted during the first two quarters of the financial year:

United Kingdom	400.000 EUA	Floods in the South-West and Wales
Italy	800.000 EUA	Storms in the province of Messina
France	1.300.000 EUA	Cyclone on the Island of Réunion
	2.500.000 EUA	

Hence, at the end of the third quarter, a total of 4 million EUA had been paid.

TITLES 6 AND 7 - EUROPEAN AGRICULTURAL GUIDANCE AND GUARANTEE FUND -
GUARANTEE SECTION

Preliminary comments

The situation described in the Annexes is based on formal accounting data valid at 30 September, consisting of:

- total "overall commitments" relating to advances granted to Member States between 1 January and 30 September (Article 96 of the Financial Regulation of 21 December 1977),
- the final entries under the various budget headings (Article 97 of the Financial Regulation of 21 December 1977). These entries do not cover the full nine-month period because of the time needed both for supplying the Commission with final statements of utilization and for the processing and formal entry of the figures by the Commission.

Hence, this purely accounting situation does not give a true view of the situation in this area. The following comments on the budgetary implementation of the Guarantee Section of the EAGGF are accordingly not based on this accounting situation but on the latest information available to Commission departments.

This information consists of:

- (a) implementation for the first eight months of 1980 as reflected in payment declarations from paying agencies (of which only some have been formally entered in the accounts by the Commission);
- (b) estimates for September, October and November sent in by paying agencies.

I. Overall budgetary implementation of the EAGGF/Guarantee Section

The following table shows the latest situation with regard to the overall implementation of the EAGGF/Guarantee Section.

Overall budgetary implementation of the Guarantee Section of the EAGGF

in m EUA

Month	Advances granted	Aggregate total of advances	Actual expenditure	Aggregate actual expenditure
	a	b	c	d
January	1.350	1.350	1.094(1)	1.094(1)
February	751	2.101	951	2.045
March	942	3.043	1.005	3.050
April	1.093	4.136	920	3.970
May	880	5.016	961	4.931
June	836	5.852	932	5.863
July	836	6.688	1.085	6.948
August	1.075	7.763	839	7.787
September	993	8.756	790(2)	8.577(2)
October	922	9.678		
November	872	10.550 (3)		
Appropriations remaining available		957		2.931

- (1) Including 203,5 m EUA from 1979.
- (2) Provisional.
- (3) See footnote page 88.

This table shows a clear slowing-down in the budgetary implementation of the Guarantee Section of the EAGGF. Thus:

- with regard to advances, 957 m EUA remain available for December,
- with regard to payments, 2.931 m EUA (monthly average of 977 m EUA) will be available for spending in October, November and December, the monthly average for expenditure from January to September being 953 m EUA.

Consequently, while it must be borne in mind the forecasting expenditure in this sector can be very tricky, these figures suggest that the 1980 appropriations should be sufficient to cover needs.

It follows that, after rising at an annual rate of 23% in past years, 1980 expenditure is likely to increase by no more than 10% or so over the 1979 level.

II. Expenditure by sectors of common market organizations

The table on page 90 sets out, sector by sector, expenditure between 1 January and 31 August, estimates of expenditure from Member States between 1 September and 30 November, total expenditure and total estimates and the utilization percentage of appropriations as at 30 November (1).

This table reveals shortfalls in appropriations in some sectors and savings in others. Shortfalls concern cereals, rice, beef and veal, pigmeat, fruit and vegetables, tobacco and monetary compensatory amounts.

They are caused by higher-than-forecast production of cereals, rice, beef and veal and tobacco, by falling Community market prices for pigmeat, by the very high level of processing aid for fruit and vegetables, and by the unexpectedly large volume of exports as regards MCAs.

Savings concern oils and fats, sugar, wine, the other COMs and products not covered by Annex II to the Treaty.

There are different reasons for the savings:

- in the case of oils and fats - the delay in payments in respect of olive oil production and consumption aid;
- in the case of sugar - steady high world prices;
- in the case of wine - distillation operations on a smaller scale than envisaged;
- in the case of the other COMs - the delay in implementing the COM in sheepmeat (20 October);

(1) The total in column (d) of the table on page 90 (10.679) and the total advanced to cover expenditure up to 30 November appearing in the penultimate line of column (b) of the table on page 87 (10.550) differs because expenditure to be paid out during September, October and November was reassessed at the time of the consultations prior to the decision on advances for November, particularly in the light of the low level of provisional expenditure for September.

- in the case of products not covered by Annex II - the relatively low level of exports.

With regard to milk and milk products, deliveries of milk to dairies tended to exceed budget estimates during the first half of the year.

However, these deliveries would appear to fall off during the second half of the year and to come closer to budget assumptions.

The overall budget for milk and milk products may well, therefore, be adequate.

Within the sector, additional exports will give rise to shortfalls in appropriations for expenditure on refunds, but they can be offset by savings on intervention in respect of butter and on other measures such as those to promote the expansion of markets for milk and milk products.

10
9
8
7
6
5
4
3
2
1

EAGGF/Guarantees: 1980 financial year - Utilization of appropriations in m EUA

Sectors	Updated appropriations (a)	Expenditure 1.1-31.8.1980 (b)	Estimates by Member States 1.8-31.10.1980 (c)	Total expenditure and estimates from 1.1 to 30.11.1980 (d) = (b) + (c)	% utilization of approps as at 30.11.1980 (e) = d x 100 / a
1. Cereals	1,616	1,093	771	1,537	95
2. Rice	50	44	23	67	134
3. Milk	2,669	2,021 (1)	791	2,812(2)	105
• Intervention-skimmed milk	1,367	925	402	1,328	97
• Intervention-butter	707	408	137	545	77
• Other intervention	224	101	43	144	64
Sub-total	4,967	3,456	1,371	4,829	97
• Co-responsibility revenue	- 223	- 75	- 100	- 175	78
• Co-responsibility connected with expenditure	186	72	36	108	58
• Co-responsibility	4,930	3,553	1,309	4,762	97
MILK - TOTAL	787	312	231	543	69
4. Oils and fats	467	112,7	104,6	247,3	53
• Olive oil	320	169,3	125,4	295,7	92
• Colza and other seeds	697	676	72	543	79
5. Sugar	1,178	798	614	1,202	102
6. Beef and veal	100	65	32	98	98
7. Pigmeat	94	57	26	83	88
8. Eggs and poultry	659	595	49	644	98
9. Fruit and vegetables	443	437	20	453	102
• intervention-processed products	350	194	65	259	74
10. Wine	282	238	25	264	94
11. Tobacco	191	60	32	98	51
12. Other COMs	225	157	60	223	81
13. Non-Annex II products	22	19	5	25	114
14. Fisheries	11,231	7,595	2,795	10,353	92
COM - TOTAL	27	27	31	35	118
15. MCA and ACA	11,508	7,790	2,389	10,679 (1)	93
TOTALS					

(1) See footnote page 88.

TITLE 8 - CHAPTERS 80 TO 85 - EAGGF GUIDANCE SECTION*

Rate of utilization of differentiated and non-differentiated appropriations

TITLE 8 CHAPTERS 80 TO 85		Appropriations available in 1980 (m EUA) (1)	Percentage utilized by 30 September	
			commitments	payments
Appropriations for the year	C	447.680	19,7	22,1
	P	317.150		
Appropriations automatically carried over:				
(a) Differentiated appropriations	C	167.303	48,9	44,3
	P	197.918		
(b) Non-differentiated appropriations		267.765	(100)	18,3
Appropriations carried over non-automatically (non-differentiated appropriations)		167.608	(100)	16

(1) Including appropriations entered in Chapter 100.

A. Preliminary remarks

The budget was implemented in a normal fashion during the third quarter, although the rules of procedure governing roughly two-thirds of expenditure from the Guidance Section have the effect that the Community can generally make commitments and payments only in the fourth quarter of the year.

These are all operations of the refund type, where the Member States must apply before 30 June 1980 for refunds of expenditure made in 1979; this accounts for the generally low level of expenditure in the first three quarters of the year.

Commitments for individual projects were made at the usual rate, while payments for such projects continued to progress somewhat faster than in 1979.

B. Commitments

1. Situation at 30 September

Commitments at 30 September totalled 154,4 m EUA, or 24,8% of the available 615 m EUA (1). Virtually all (86,5%) these commitments relate

(1) Appropriations entered in 1980 budget (447,7 m EUA) plus outstanding appropriations of 167,3 m EUA.

* Excluding fisheries.

to advances under Chapters 80 and 83, some 57,7 m EUA having been granted as aid for individual projects on the marketing and processing of agricultural products (Article 801), 8,4 m EUA for public services in rural areas (Article 802) and 54,3 m EUA as premiums (refunds and advances) for the non-marketing of milk (Item 8312).

2. Estimates for the period up to 31 December

The situation has changed since 30 June in that all the 1980 applications for aid and refunds have now been received. It is therefore now possible to estimate the total appropriations for commitment which will be required for each budget heading for the period up to 31 December. The estimates are shown in Table 1, which includes all fisheries expenditure to be financed from the EAGGF Guidance Section (Chapter 86).

Estimates suggest that 99% of the available appropriations will be used, provided the budgetary authority approves a series of transfers of appropriations, many of which are designed to channel outstanding appropriations towards those headings where requirements are running ahead of original estimates.

This over-utilization of appropriations can largely be put down to the fact that the impact of launching a number of new programmes and requirements arising from certain previous programmes were underestimated by the budgetary authority when the budget was drawn up. What is more, during 1980 a number of programmes have switched from a system providing for down-payments of 75% to a system allowing down-payments of the entire amounts. Here are a few prime examples of over-utilization:

- (a) New programmes: forestry measures in certain Mediterranean regions (Article 821) will now require commitments of 32 m EUA as opposed to the 8 m EUA entered in the 1980 budget (an increase of 300%). At the same time an estimated 8 m EUA will be required for commitments aimed at improving the marketing and processing of agricultural products in the west of Ireland (Item 8012), as opposed to the 2,7 m EUA originally entered (an increase of 196%).
- (b) Old programmes: the refunds paid to Member States for expenditure on the eradication of certain diseases in cattle (Item 8313), the modernization of farms (Article 810) and mountain and hill farming and farming in less-favoured areas (Article 820) have exceeded the appropriations initially entered in the 1980 budget by 84%, 29% and 25% respectively.

EEAGP Guidance Section - Appropriations for Commitment
(Utilisation of appropriations - provisional estimates for 1980)

Heading	Appropriations available in 1980			Appropriations used in 1980				Outstanding approps (+) or likely additional requirements (-) at 31.12.1980 (Col. 3+4-6)	
	Approps outstanding from 1979	Approps entered in 1980	Total approps available in 1980	Transfers made or proposed by 30.9.1980	Commitments entered into by 30.9.1980	Estimated commitments for 1980 (prov. total)	% of available approps		
								+	-
	1	2	3	4	5	6	7	8	9
CHAPTER 80									
800 Individual products	-	token entry	token entry	-	-	-	-	-	-
801 Marketing									
8010 General measure	2,1	80	82,1	-	40,5	82,1	100	0	0
8011 Mezzogiorno	8,0	42	50,0	-	17,2	50	100	0	0
8012 West Ireland		(2,7)	(2,7)	-	-	8	296		5,3
8013 France and UK		(6,0)	(6,0)	-	-	(0)	0	(6,0)	
802 Public services	25,0	25,0	50,0	-	8,4	40,5	81	9,5	
803 Restructuring of vineyards		4,5	4,5	-	-	0	0	4,5	
Sub-total (80)	35,1	160,2	195,3		66,1	180,6	92	20	5,3
CHAPTER 81									
810 Modernization	33,6	42	75,6	-	2,1	97,4	129		21,8
811 Cessation	1,2	token entry	1,2	-	0 ¹	0,7	60	0,5	
812 Training	0,7	3,1	3,8	-	0,2	5,5	145	(2,3)	1,7
813 Forestry		(2,3)	(2,3)	-	-	-	0	(4,8)	
814 Young farmers		(1,8)	(1,8)	-	-	-	0		
Sub-total (81)	35,5	49,2	84,7		2,3	103,6	122	4,6	23,5
CHAPTER 82									
820 Hill farming	31,7	43,3 ¹⁾	75	-	14,8	93,7	125		18,7
821 Medit. forests		8	8	-	-	32	400		24
822 Italy		0,2	0,2	-	-	0	0	0,2	
8220 Advisory services		30	47,7	-	-	47,7 ³⁾	100	0	0
8221 Irrigation/Mezz.	17,7	token entry	token entry	-	-	-	-	-	-
8222 Beef cattle		token entry	token entry	-	-	-	-	-	-
823 France				-	-	5,6	69	2,5	
8230 Vineyards/Languedoc	8,1	token entry	8,1	-	-	-	-	-	-
8231 Irrigation/Corsica		token entry	token entry	-	-	-	-	-	-
8242 Prevention of flooding		token entry	token entry	-	-	2,4	00		2,4
8233 Conversion of vineyards - Charentes		token entry	token entry	-	-	0			
8234 Development - Lozere		token entry	token entry	-	-	0			
8239 Overseas depts	0	token entry	0	-	-	0			
824 Ireland				-	-				
8240 Drainage	0	8	8	-	3,7	3,7	46	4,3	
8241 Drainage with N. Ireland		token entry	token entry	-	-	-	-	-	-
8242 Development		token entry	token entry	-	-	-	-	-	-
825 Greenland		token entry	token entry	-	-	-	-	-	-
826 United Kingdom: Western Isles of Scotland		token entry	token entry	-	-	-	-	-	-
827 Belgium: development of South-East		(0,5)	(0,5)	-	-	(0?)	0	(0,5)?	
Sub-total (82)	57,5	90	147,5		18,5	185,1	125	7,5	45,1
CHAPTER 83									
830 Producer organizations		4,0	4,0	-	-	0	0	4	0 ⁴
8300 Groups & associations		1,6	1,7	-	-	1,7	102		0,1
8301 Hops	2,1	token entry	3,5	-	0 ⁴	3,6	102		
8302 Fruit and vegetables	3,5	token entry	token entry	-	-	-	-	-	-
8303 Potatoes		token entry	token entry	-	-	-	-	-	-
831 Milk and meat sectors				-	-	1,4	55	1,2	
8311 Beef and veal	2,6	token entry	2,6	-	-	80	66	25	
8312 Non-marketing of milk	23	98,2	121,2	- 16	34,3	31,7	184	1,5	
8313 Eradication of bruc.	0	17,2	17,2	+ 16	3,6	0	0	(0,2)	
8314 Cessation		(0,2)	(0,2)	-	-	0	0		
832 Wine sector				-	-				
8320 Conversion	5,9	10,6	16,5	-	10,1	10,1	61	6,4	
8321 Abandonment		6,1	6,1	-	-	0	0	6,1	
8322 Cessation		0,4	0,4	-	-	0	0	0,4	
833 Fruit Sector				-	-				
8330 Citrus fruits		10	10	-	-	6,1	61	3,9	
8331 Grubbing		token entry	token entry	-	-	-	-	-	-
8332 Reorganization	4	token entry	4	-	-	0	0	4	
Sub-total (83)	39,1	143,3	187,4		68,0	134,6	72	52,7	0,1
CHAPTER 86									
860 Inshore fishing	15,05	(15)	30,05	-	15	35,05 ²⁾	100		5
862 Producer groups	0,1	0,15	0,25	-	0	0,1	40	0,15	5
Sub-total (86)	15,15	15,15	30,3			35,15	116	0,15	5
TOTAL (80-86)	222,3	462,8	645,4		169,9	639	79	85,1	79

1) Of which 5,5 m EJA have been entered in Chapter 100.

2) Including 20 m EJA which need not be committed until 31 March 1981 pursuant to Council Regulation (EEC) No 1730/80 of 27 June 1980.

3) Italy has submitted a single project requiring appropriations for commitment of 103 m EJA.

4) Entered in Chapter 100.

Under-utilization of appropriations, on the other hand, can be put down to sluggish implementation of certain new programmes (Article 803 and Items 8220, 8230, 8240, 8321 and 8322), delays in decisions on some new proposals (Item 8013 and Articles 813, 814 and 827) or simply to the fact that requirements were less than expected (Items 8311, 8312, 8320 and 8330). It should be noted that in most of these cases the rate of utilization of the appropriations is determined by the claimants and not by the Community or the Member States.

4. Payments

1. Situation at 30 September

Payments made up to 30 September totalled 233,9 m EUA, which is 24,6% of the available 950,5 m EUA (1).

The breakdown is as follows:

(a) Payments (70,2 m EUA) from the year's appropriations for payment:

Chapter 80 - 35,1 m EUA for individual projects commenced between 1977 and 1979 (of these payments some 15,6 m EUA were for Article 800, another 16,6 m EUA for Item 8010 and 2,9 m EUA for Item 8011);

Chapter 81 - 100.000 EUA for vocational guidance and training for farmers (Article 812);

Chapter 82 - 3,7 m EUA for drainage measures in Ireland (Item 8240);

Chapter 83 - 21,2 m EUA in the form of advances in respect of the non-marketing of milk and the conversion of cattle herds (Item 8312).

(b) Payments (97,8 m EUA) from (differentiated) appropriations for payment carried over automatically:

Chapter 80 - Some 69,4% of the 49 m EUA carried over has been used for individual projects started between 1977 and 1979 (Articles 800 and 801). All that remains is 15 m EUA earmarked for advances which the Community expects to pay towards public service projects (Article 802) in 1980. This will be the first time the Community has made such payments.

Chapters 81 and 82 - The rate of utilization of carryovers is low here (12,5% and 23% or 17,4 m EUA and 64,5 m EUA respectively), since most of the measures covered by these Chapters are of the refund type, where commitments are paid out as soon as they have been made. Nevertheless, for the procedural reasons already mentioned, commitments and payments for these Chapters tend to be made in the fourth quarter of the year.

(1) Appropriations entered in 1980 budget (317,2 m EUA) plus differentiated automatic carryovers (197,9 m EUA), non-differentiated appropriations (267,8 m EUA) and non-automatic carryovers (167,9 m EUA).

Chapter 83 - Of the 67 m EUA carried over, some 54,9% has been paid out in the form of advances and premiums for the non-marketing of milk (Item 8312 = 23 m EUA), the conversion of vineyards (Item 8320 = 10,1 m EUA) and for the eradication of certain diseases in cattle (Item 8313 = 3,6 m EUA).

Judging from the applications for refunds received by the Commission by 30 September, it will not be possible to use the following carryovers under their present headings: 1,2 m EUA entered under Item 8311 - premiums to encourage the development of beef and veal production, 6,4 m EUA under Item 8320 - conversion premiums in the wine sector and 4 m EUA under Item 8332 - reorganization of fruit production.

These appropriations will lapse on 31 December unless the budgetary authority approves the transfer of the amounts involved to other budget headings where more funds are needed (cf. Table 2).

(c) Payments (49 m EUA) from appropriations automatically carried over (non-differentiated appropriations):

Some 48,7 m EUA were paid out for individual projects under Article 800. The excess requirements meant that 99,4% of the appropriations carried over for cod fishing (Item 8300) could be disbursed.

(d) Payments (26,9 m EUA) from non-differentiated appropriations carried over non-automatically:

All payments were made for individual projects under Article 800. It should be noted that here appropriations have been utilized at almost twice last year's rate (16% as against 9%).

2. Estimates for the period up to 31 December

(Differentiated appropriations)

The appropriations for payment required for the period up to 31 December have been estimated from the applications for payment which the Commission had received by 30 September. The estimates are shown in Table 2.

The Table shows that the overall rate of utilization of the appropriations for the year and carryovers could be as high as 99,7% provided the budgetary authority agrees to a number of amendments (mainly transfers of carryovers) which are now necessary following under-utilization of appropriations at some headings and over-utilization elsewhere.

The prime examples of over-utilization can be explained as follows: the rate of payment for individual projects (Item 8011) has increased by 33%. The increases for other programmes, whether they provide for the payment of advances (Article 821 up by 124%) or of refunds (Article 810 up by 51%, Article 812 up by 72%, Article 820 up by 55% and Item 8313 up by 84%), are due to the reasons given in the foregoing discussion of commitments.

Under-utilization of appropriations for payment occurred mainly in those programmes suffering from under-utilization of appropriations for commitment. The reasons remain the same.

ECMDF Balance Section - Appropriations for payment
(Utilization of appropriations - provisional estimates for 1980)

Table 2

m EUA

Heading	Appropriations for payment available in 1980			Appropriations used in 1980				Outstanding appropriations (+) or likely additional requirements (-) at 31.12.1980 (Col. 3.4-6)	
	Approps carried over from 1979 (non-differentiated)	Approps entered in 1980	Total approps available in 1980	Transfers made or proposed by 30.9.1980	Payments made by 30.9.1980	Estimated payments for 1980 (Provisional total)	% of available appropriations	+	-
	1	2	3	4	5	6	7	8	9
CHAPTER 80									
800 Individual products	20	45	65	-	35,6	55	85	10	
801 Marketing									10
8010 General measure	12	18	30		28,6	40	133		
8011 Mezzogiorno	2	6,2	8,2		4,9	8,2	100		
8012 West Ireland		(0,1)	(0,1)			0,1	100		
8013 France and UK		(0,2)	(0,2)			-		(0,2)	
802 Public services	15	2	17		0	17	100		
803 Restructuring of vineyards		3,4			0	-		3,4	
Sub-total (80)	49	74,9	123,9		69,1	120,3	97	13,6	10
CHAPTER 81									
810 Modernization	16,5	48	64,5		2,1	97,4	151		32,9
811 Cessation	0,8	token entry	0,8		0*	0,8	100	0	0
812 Training	0,1	3,1	3,2		0,2	5,5	172		2,3
813 Forestry	-	(2,3)	(2,3)			-	0	(2,3)	
814 Young farmers	-	(1,8)	(1,8)			-	0	(1,8)	
Sub-total (81)	17,4	55,2	72,6		2,3	103,7	143	4,1	35,2
CHAPTER 82									
820 Hill farming	41,4	18,9 ¹⁾	60,3		14,8	93,7	155		33,4
821 Mediterranean forests		9,6	9,6			21,5	224		11,9
822 Italy									
8220 Advisory services		0,1	0,1			0	0	0,1	
8221 Irrigation/Mezzogiorno	14,4	30,7	45,1			38,2	85	6,9	
8222 Beef cattle		token entry	token entry			0			
823 France									
8230 Vineyards/Languedoc	7,0	token entry	7,0			5,6	80	1,4	
8231 Irrigation/Corsica		token entry	token entry			0			
8232 Prevention of flooding		token entry	token entry			0			
8233 Conversion of vineyards - Charentes		token entry	token entry			2,4	0		2,4
8234 Development - Lozère		token entry	token entry			0			
8239 Overseas depts	1,7	token entry	1,7			1,7	100		
824 Ireland									
8240 Drainage	0*	7,1	7,1		3,7	3,7	52	3,4	
8241 Drainage with N. Ireland		token entry	token entry			-			
8242 Development		token entry	token entry			-			
825 Greenland: sheep farming		token entry	token entry			-			
826 United Kingdom: Western Isles of Scotland		token entry	token entry			-			
827 Belgium: development of South-East		(0,1)	(0,1)			(0,2)		(0,1)*	
Sub-total (82)	64,5	66,5	131		18,5	166,8	127	11,9	47,7
CHAPTER 83									
830 Producer organizations									
8300 Groups and associations		4,0	4,0			0	0	4	
8301 Hops	0,1	1,6	1,7			1,7*	102		0*
8302 Fruit and vegetables	3,5	token entry	3,5		0*	3,6	102		0,1
8303 Potatoes		token entry	token entry			0	0		
831 Milk and meat sectors									
8311 Beef and veal	2,6	token entry	2,6			1,4	55	1,2	
8312 Non-marketing of milk	23	98,2	121,2	-16	54,3 ²⁾	80	66	25,2	
8313 Eradication of bruc.	17,3	token entry	17,3	+16	3,6	31,7	184	1,6	
8314 Cessation		(0,2)	(0,2)			0	0	(0,2)	
832 Wine sector									
8320 Conversion	16,5	token entry	16,5		10,1	10,1	61	6,4	
8321 Abandonment		6,1	6,1			0	0	6,1	
8322 Cessation		0,4	0,4			0	0	0,4	
833 Fruit sector									
8330 Citrus fruits	-	10	10			6,1	61	5,9	
8331 Grubbing		token entry	token entry			0	0		
8332 Reorganization	4,0	token entry	4,0			0	0	4,0	
Sub-total (83)	67	120,5	187,5		68	134,6	72	53,0	0,1
CHAPTER 85									
850 Inshore fishing	15,0	(5)	20		5,5	8,0	40	12	
862 Producer groups	0,1	0,15	0,25			0,1	40	0,15	
Sub-total (85)	15,1	5,15	20,25		5,5	8,1	40	12,15	
TOTAL (80-86)	273	322,3	535,3		163,4	533,5	99,7	94,8	93

1) Of which 3,7 m EUA have been entered in Chapter 100.
 2) Of which some 21,2 m EUA represent advances paid by 30 September.
 () Entered in Chapter 100.

C. Payment of commitments

The position regarding the payment of commitments on 30 September was as follows:

54,2% of commitments entered into in 1980 have been paid, and there are still 77,8 m EUA to pay;

16,1% of commitments entered into in 1977, 1978 and 1979 but not paid on 1 April 1980 have been paid. There are still 390 m EUA to pay;

18,3% of commitments entered into in 1974, 1975 and 1976 but not paid by 1 January 1980 have been paid, and there are still 218,8 m EUA to pay;

16% of commitments entered into between 1966 and 1973 but not paid on 1 January 1980 have been paid, and there are still 140,7 m EUA to be paid.

Compared with 30 September 1979, the rate of payment in the above categories has risen by 24,6%, 11,2%, 43% and 77,8% respectively.

D. Transfers

It can be seen from the estimates of expenditure up to 31 December (Tables 1 and 2) that a number of transfers of appropriations are required if best use is to be made of the appropriations available for the EAGGF Guidance Section.

Transfers within individual Chapters are scheduled to start in November; the budgetary authority has been asked to approve a number of transfers the same month.

10
9
8
7
6
5
4
3
2
1

Chapters 86 to 89 - FISHERIES POLICY

Utilization of appropriations (differentiated and non-differentiated)

EUA

Chapters 86 to 89	Appropriations available in 1980			
	for commitments		for payments	
	(1)	(2)	(3)	(4) *
TOTAL	26.650.000	76.360.325	50.670.000	76.579.103
Chapter 86	150.000	15.051.222	150.000	15.250.000
Chapter 87	token entry	34.249.103	24.020.000	34.269.103
Chapter 88 (*)	22.000.000	22.000.000	22.000.000	22.000.000
Chapter 89 (*)	4.500.000	5.060.000	4.500.000	5.060.000

(1),(3) Initial appropriations, including amending and supplementary budgets.
 (2) Including appropriations outstanding and transfers.
 (4) Including transfers and/or carryovers.
 (*) Non-differentiated appropriations.

Chapters 86 to 89	Utilization (%)			
	1979	at 30.9.80	1979	at 30.9.80
	Approps for commitment		Approps for payment	
	(1)	(2)	(3)	(4)
TOTAL	40	34	47	16
Chapter 86	25	98	4	36
Chapter 87	54	0	68	0
Chapter 88 (*)	48	28	48	22
Chapter 89 (*)	84	100	84	34

(*) Non-differentiated appropriations.

Summary of implementation of appropriations

Generally speaking the low rate of utilization of the appropriations (34% in the case of appropriations for commitment, 16% in the case of appropriations for payment) reflects the difficulties encountered in implementing the fisheries policy. Most of the delays occurred in Chapters 87 (specific measures in the fisheries and marine sector) and 88 (common organization of the market in fishery products). Almost all of the appropriations entered under the other headings have been disbursed, and an application has been made to the budgetary authority for the transfer of appropriations from Chapter 100 (provisional appropriations) to Chapters 86 (common measures to improve fisheries structures) and 89 (Community responsibility for certain financial obligations arising from agreements on fishing rights in non-Community waters).

Taken as a whole, there has been an improvement in implementation as compared with 30 September 1979.

Article 860 - Common measures to improve the structures of the inshore fishing industry

This interim measure was originally intended to apply to 1978 only, but Council Regulation (EEC) No 592/79 of 26 March 1979 (OJ L 70, 30 March 1979) extended its period of validity. Accordingly, the Commission adopted a number of decisions before 31 March granting 15 m EUA aid from the EAGGF Guidance Section to 97 projects on the structural improvement of the inshore fishing industry and aquaculture. This has been financed from the 15 m EUA carried over from 1979.

In Council Regulation (EEC) No 1713/80 of 27 June 1980 (OJ L 167, 1 July 1980) the Council decided to extend the measure to 1980 and to transfer 20 m EUA to cover the resultant expenditure. The transfer will be made during the fourth quarter.

Article 871 - Financial participation in inspection and surveillance operations in the maritime waters of Denmark and Ireland

In 1979 the Commission adopted the decision required as a basis for implementing this measure. The first instalment, a sum of 22 m EUA, was committed and paid out of a total of 56 m EUA in appropriations for commitment and 32 m EUA in appropriations for payment. This means that 34 m EUA will be outstanding for the financial year 1980. Appropriations for payment worth 10 m EUA were carried over automatically and added to the appropriations for the financial year, which totalled 24 m EUA. No payments had been made by 30 September. A payment of approximately 4,5 m EUA is due to be made in the fourth quarter of 1980, but no valid applications have been received in respect of the remaining appropriations available.

Article 873 - Biological studies in the fisheries sector

The 20.000 EUA entered in the 1980 budget will be committed during the fourth quarter.

Chapter 88 - Common organization of the market in fishery products

Although the rate of utilization is low, this is nothing out of the ordinary, bearing in mind previous years' figures (28% of the appropriations have been used compared with 24% for the same period in 1979). It should also be noted that this Chapter comes under the same rules as the Guarantee Section, which means that payments can be made up to 31 March 1981 in accordance with Article 98 of the Financial Regulation of 21 December 1977 (OJ L 356, 31 December 1977).

Article 890 - Reimbursement due under agreements on fishing in the Adriatic

As the negotiations to extend the fishing agreement between Italy and Yugoslavia were not concluded until late in the financial year, it was not possible to make any payments in this connection in 1979. The 430.000 EUA carried over from the 1978 financial year by non-automatic procedure was cancelled and plans were made to transfer an equivalent amount in 1980 to offset the loss. At the same time the budgetary authority approved the non-automatic carryover of 560.000 EUA to be added to the 700.000 EUA already entered in Chapter 100. These amounts were earmarked for payments in respect of obligations entered into in 1978, 1979 and 1980. However, since no application for payment has been received from the Italian Government the Commission was unable to make any payments before 30 September.

Article 892 - Payments in respect of compensation and dues relating to fishing in the maritime waters of certain African countries

Apart from the 4,5 m EUA entered for this heading and committed for Senegal and Guinea Bissau on 30 September, a further 7 m EUA is available in Chapter 100.

An application has been made to the budgetary authority for the transfer of 1 m EUA of this amount in order to pay the Community's remaining financial obligations vis-à-vis Senegal for the 1980 financial year. It is highly unlikely that the remaining 6 m EUA in Chapter 100 will be used in 1980 since no agreements have yet been concluded with the other African countries concerned (Mauritania, Cape Verde and Tunisia).

TITLE 9 - COOPERATION WITH DEVELOPING COUNTRIES AND OTHER NON-MEMBER STATES

Utilization of available appropriations at 30 September
(Differentiated appropriations)

TITLE 9	Appropriations available in 1980 (m EUA)			
	For commitments		For payments	
	(1)	(2)	(3)	(4)
TOTAL	327.250	510.785	164.900	326.636
Chapter 93	144.750	204.101	26.250	84.089
Article 930	138.500	197.685	22.000	77.620
Chapter 94 (Article 945)	14.000	14.281	10.750	10.750
Chapter 96	168.500	292.403	127.900	231.797

(1),(3) Initial appropriations including amending and supplementary budgets.
(2),(4) Total appropriations available (including outstanding appropriations, carryovers and transfers).

TITLE 9	Utilization (%)			
	1979	1980	1979	1980
	Approps for commitment		Approps for payment	
TOTAL	12,62	18,33	9,66	5,89
Chapter 93	21,92	4,7	19,15	29,4
Article 930	20,8	2,8	11,9	28,8
Chapter 94 (Article 945)	69,32	49,01	71,76	66
Chapter 96	6,63	26,35	1,06	5,0

Utilization of non-differentiated appropriations

TITLE	Appropriations available in 1980 (m EUA)			Utilization (%)			
				For commitments		For payments	
				Appropriations		Appropriations	
				1979	1980	1979	1980
	1	2	3	4	5	6	7
TOTAL	455.534	459.542	601.912	93	76	55	43
Item 9410	0.500	0.500	0.793	13	37	10	33
Item 9411	0.100	0.100	0.100	87	14	17	4
Article 942	0.300	0.300	0.315	89	59	78	36
Item 9480	0.400	0.400	0.692	66	67	11,7	38,7

CHAPTER 92 - FOOD AID

In accordance with Article 102 of the Financial Regulation, which lays down that "every food aid programme shall as soon as possible be made the subject of a proposal for commitment", the appropriations entered in the budget and covered by an annual programme approved by the Council for each product supplied under the food aid schemes are committed as soon as the programme is approved.

As the 1980 programme was not approved until May, the final stage of implementation, i.e. payment, will cover relatively limited appropriations only; this is mainly due to the procedures peculiar to the Community and Member States (delays in making the products available, system of advances similar to that operated by the EAGGF Guarantee Section, a minimum period of two months for charging the payments).

From the accounting point of view, we are therefore faced with a high level of commitments on the one hand and payments considerably below the volume of operations actually carried out on the other. Neither commitments nor payments, therefore, give an accurate picture of the situation at any one moment in the year and, as in the past, it is considered more appropriate to discuss food aid in terms of the quantities distributed, or remaining to be distributed, under each programme.

Implementation in terms of quantities therefore breaks down as follows (the term "quantities supplied" means tonnes of the product which have actually left Community territory):

		Quantities committed	Quantities supplied	%
<u>Cereals</u>	1980 programme	720.500 tonnes	328.199 tonnes	52,2
	Earlier programmes	203.890 tonnes	155.054 tonnes	
		<u>924.390 tonnes</u>	<u>483.253 tonnes</u>	
<u>Milk powder</u>	1980 programme	150.000 tonnes	5.140 tonnes	27,9
	Earlier programmes	123.954 tonnes	71.310 tonnes	
		<u>273.954 tonnes</u>	<u>76.450 tonnes</u>	
<u>Butteroil</u>	1980 programme	45.000 tonnes	4.300 tonnes	39,35
	Earlier programmes	32.875 tonnes	26.351 tonnes	
		<u>77.875 tonnes</u>	<u>30.651 tonnes</u>	

The following points should be borne in mind when considering other forms of food aid:

Article 922 - Food aid in sugar

On the 7.086 tonnes of sugar provided for in the 1980 budget, 1.000 tonnes have already been supplied to Afghan refugees and 6.086 tonnes are being supplied to the UNRWA. Thus all the appropriations will be used before the end of the year.

Article 923 - Food aid (other commodities)

The 3,9 m EUA entered under this heading in 1980 will soon have been spent. The various commodities have already been purchased and the expenditure will shortly be charged to the appropriate heading.

Item 9250 - Expenditure resulting from the Convention between the EEC and UNRWA

The 5 m EUA entered under this heading are currently at the commitment stage, which will be completed soon. Payments will be made as shortly after commitments as possible, all the more so since these programmes come under the financial years 1979 and 1980.

Article 926 - Other expenditure

Item 9260 - Exceptional implementing measures

Half of the appropriations entered under this heading have already been committed, and the other half soon will be.

Item 9261 - Quality control of products supplied as food aid

An application has already been made to the budgetary authority for the transfer of 200.000 EUA from Chapter 100 of the budget. The appropriations will be committed shortly after the transfer has been approved.

CHAPTER 93 - COOPERATION WITH NON-ASSOCIATED DEVELOPING COUNTRIES

Article 930 - Financial and technical cooperation with non-associated developing countries

The absence of basic rules has continued to hamper implementation of these programmes. Since the consultations between Council and Parliament still have not reached any conclusions, an "ad hoc" procedure must once again be employed in order to commit the appropriations before the end of the financial year.

Payments have been slower than anticipated due to delays in the utilization of the appropriations for commitment coupled with the slow rate of progress inherent in infrastructure investments. The Commission has attempted to overcome the difficulties arising from lack of on-the-spot representation by delegating powers to officials in the countries involved. This will speed up utilization of these appropriations.

Article 931 - Promotion of trade between the Community and non-associated developing countries

Out of the 6.250.000 EUA entered in the budget for the current year and the 165.845 EUA outstanding from 1979, some 4.117.000 EUA have been committed. As for payments, some 2.403.181 EUA have been disbursed out of a total of 6.469.105 EUA entered as appropriations for the financial year or carried over from previous years. As regards the delays in utilization of the appropriations, the reasons listed under Article 930 apply here too. The situation is looking up and will continue to improve following the Commission's decision to delegate responsibilities in order to ease the problems which have arisen on the spot.

CHAPTER 94 - SPECIFIC MEASURES FOR COOPERATION WITH DEVELOPING COUNTRIES

Article 941 - Training of nationals of non-associated developing countries

Item 9410 - Scholarships

The mood of uncertainty created by the use of the provisional twelfth system has led to delays in both commitments and payments and it has been extremely difficult to organize the scheduled seminars, in particular those involving ASEAN countries. Nevertheless commitments are expected to increase between now and the end of the year.

Item 9411 - Information visits to the Commission

The low rate of commitment is partly due to nationals of certain Latin-American countries declining their invitations and partly because it has not been possible to organize the visits planned for Arab officials following the grave crisis which has split the Arab League. Proposals for commitment will nevertheless be made before the end of the year, though payments will be delayed until 1981.

Article 942 - Aid for the management of training institutes for nationals of developing countries

The present rate of commitment (59%) is satisfactory, and the rate will be 100% by the end of the year. The appropriations available will be used up completely by the projects already approved and under way and by the new training institutes with which the Commission is in touch.

Article 948 - Evaluation of the results of Community aid

All of the appropriations for previous financial years have been committed along with 67% of the appropriations for the current year. All the available appropriations are expected to have been committed by the end of the year. However, there have been slight delays in the payment of appropriations for previous years, while the rate of implementation for the current year stands at approximately 40%.

CHAPTER 94 - SPECIFIC MEASURES FOR COOPERATION WITH DEVELOPING COUNTRIES

Article 945 - Community contribution towards schemes concerning developing countries carried out by non-governmental organizations (NGOs)

Some 6.999.000 EUA of the 14.280.000 EUA worth of appropriations for commitment available for the financial year have been used. Of the 10.750.000 EUA entered as appropriations for payment for the financial year, 7.080.000 EUA have been spent. Implementation of the appropriations for non-governmental organizations is therefore satisfactory.

CHAPTER 96 - COOPERATION WITH NON-MEMBER COUNTRIES

The low rate of utilization of the appropriations entered in this Chapter is partly due to the lack of a basic regulation (see also Chapter 93) and partly due to the lengthy ratification procedures in some of the countries concerned. In Turkey and Cyprus these problems are aggravated by political difficulties which delay implementation even further. However, in Greece 51% of the appropriations available for commitment have been committed, while the figure stands at 63% for the Maghreb countries. This shows that once the initial difficulties have been overcome programmes can be implemented at the normal rate. Of course, the situation as regards commitments necessarily results in delays in payments in this Chapter. It will not be easy to catch up on this backlog since the launching and implementation of this type of project (infrastructure investments, etc.) is a lengthy process.

UTILIZATION OF THE APPROPRIATIONS FOR
THE FINANCIAL YEAR
(Statistical tables)

SUMMARY TABLE - BY TITLE - OF THE IMPLEMENTATION OF THE STATEMENT
OF EXPENDITURE OF SECTION III (COMMISSION) OF THE GENERAL BUDGET
FOR THE FINANCIAL YEAR 1980

COMMISSION OF THE EUROPEAN COMMUNITIES
Single Accounting Centre XIX-C-3

= ECU

Budgetary classification	Type of expenditure	EUA						
		1	2	3	4	5	6	7
		Approps authorized in the initial budget	Approps of Col. 1 submitted by Accounting and Supply budgets	Approps of Col. 1 and 2 submitted by transferrable amounts (1)	Commitments as at 30.9.1980	Payments as at 30.9.1980	Approps available as at 30.9.1980	Aggregate number of appropriations utilized
Title 1	Expenditure relating to persons working with the institution	421,313	421,313	421,313	381,000	278,112	40,313	10,9
Title 2	Buildings, equipment and misc. administrative expenditure	189,635	189,635	189,635	152,634	109,405	37,001	6,9
Title 3	Community policies in regard, particularly, to research, technology, industry, the social sector, the environment and the supply of energy and raw materials	425,030	425,030	559,226	140,755	-	418,471	-
	Differentiated approps	368,312	368,312	370,362	-	113,580	256,782	3,7
	Non-differentiated approps	44,461	44,461	44,461	24,264	8,879	20,197	2,4
Title 4	Repayments and aids to Member States and miscellaneous	789,150	789,150	789,150	(3) 540,145	(3) 540,145	249,005	8,2
Chapters 50/52	Social Fund	909,500	909,500	972,258	427,693	-	544,565	-
Chapters 55/56	Differentiated approps	374,300	374,300	374,300	-	207,934	166,366	6,7
	Regional Fund	1,165,000	1,165,000	1,218,125	604,677	-	613,448	-
	Differentiated approps	403,000	403,000	403,000	-	45,012	357,988	1,3
Title 5	Social and Regional Funds - Non-differentiated approps	250,373	250,373	250,373	129,388	129,388	120,985	6,2
Titles 6 & 7	European Agricultural Guidance and Guarantee Fund, Guarantee Section	11,485,510	11,485,510	11,485,510	8,991,244	(4) 8,991,244	2,494,266	9,4
Title 8	European Agricultural Guidance and Guarantee Fund, Guidance Section and fisheries policy	428,830	428,830	650,686	169,914	-	480,772	3,1
	Differentiated approps	332,700	332,700	332,700	-	70,158	262,542	2,5
	Non-differentiated approps	26,520	26,520	26,520	10,613	6,422	15,907	4,8
Title 9	Cooperation with developing countries and other non-member countries	327,250	327,250	510,785	93,652	-	417,133	-
	Differentiated approps	164,900	164,900	164,900	-	9,708	155,192	0,7
	Non-differentiated approps	455,534	455,534	455,534	349,076	117,178	106,458	3,1
Title 10	Other expenditure	37,167	37,167	37,167	- (5)	-	37,167	-
	Differentiated approps	13,767	13,767	13,767	-	- (5)	13,767	-
	Non-differentiated approps	42,927	42,927	42,927	- (5)	-	42,927	-
	<u>Grand totals</u>	3,292,777	3,292,777	3,948,247	1,436,691	-	2,511,536	6,4
	Differentiated approps	1,656,979	1,656,979	1,659,029	-	446,393	1,212,636	3,2
	Non-differentiated approps	13,705,422	13,705,422	13,705,422	10,578,366	10,180,775	3,127,056	9,3

- (1) Including: - the appropriations for commitment outstanding at the close of the financial year 1979;
- the outstanding appropriations for commitment deriving from any sums released in 1980 out of commitments still to be settled from previous financial years;
- total adjustments in the balances of commitments still to be settled from previous financial years and arising from changes in the exchange rate for the ECU;
- in Chapter 33, the appropriations corresponding to revenues from services for third parties (2,050 million ECU).
- (2) As at 30 September 1980 utilization "pro rata temporis" amounted to nine twelfths.
- (3) The Member States make over own resources two months after establishment and the flat-rate reimbursements are paid one month later. The sum of 1,401,145 m ECU thus corresponds to the flat-rate refunds made from February to September in respect of each resource established from November 1979 to June 1980 and made over by the Member States from January to August.
- (4) These payments are not payments in the budgetary sense but correspond to advances made to national paying departments and agencies to cover operations from January to September.
- (5) By definition, no operations are charged to this heading, which is a reserve.

COMMISSION OF THE EUROPEAN COMMUNITIES
Single Accounting Centre XIX-C-3

SUMMARY TABLE - BY TITLE - OF THE IMPLEMENTATION OF THE STATEMENT
OF EXPENDITURE OF SECTION III (COMMISSION) OF THE GENERAL BUDGET
FOR THE FINANCIAL YEAR 1980

Situation on 30 September 1980
i.e. for 9 months

202

Budgetary classification	Type of expenditure	Number of twelfths used		Number of twelfths used during the months of:					
		on 30 June 1980 (1)	on 30 June 1980 (2)	July	August	September	October	November	December
Title 1	Expenditure relating to persons working with the institution	7,2 5,4	6,9 5,1	3,1 0,9	0,7 1,1	0,2 0,8			
Title 2	Buildings, equipment and miscellaneous administrative expenditure	6,9 5,3	6,4 4,9	1,5 0,6	0,7 0,4	1,1 1,0			
Title 3	Community policies in research, particularly, to research, technology, industry, the social sector, the environment and the supply of energy and raw materials	5,3	1,7	0,4	0,1	0,8			
	Differentiated appropriations	2,0	1,8	0,5	0,2	1,2			
	Non-differentiated appropriations	3,0	2,7	2,1	0,2	1,5			
		1,4	1,3	0,5	0,2	0,3			
Title 4	Repayments and aids to Member States and miscellaneous	5,7 5,7	5,2 5,2	1,1 1,1	0,9 0,9	1,0 1,0			
Chapters 50/52	Social Fund	0,0	0,0	5,4	0,0	-			
		1,2	1,1	1,6	1,4	2,6			
Chapters 55/56	Regional Fund	5,1	4,0	0,0	0,1	1,9			
		0,7	0,8	0,1	0,2	0,2			
Title 5	Social and Regional Fund	3,7	3,7	0,4	1,4	0,7			
	Non-differentiated appropriations	3,7	3,7	0,4	1,4	0,7			
Titles 6 & 7	EAGGF Guarantee Section	7,0	6,1	0,9	1,1	1,3			
		7,0 (3)	6,1	0,9	1,1	1,3			
Title 8	EAGGF - Guidance Section and fisheries policy	0,6	1,3	1,6	0,1	0,1			
	Differentiated appropriations	1,3	0,9	0,6	0,4	0,6			
	Non-differentiated appropriations	2,8	2,3	0,6	0,0	1,9			
		1,0	0,8	1,0	1,1	0,0			
Title 9	Cooperation with developing countries and other non-member countries	0,3	0,3	0,2	1,3	0,4			
	Differentiated appropriations	0,4	0,4	0,1	0,0	0,2			
	Non-differentiated appropriations	2,8	1,9	0,0	0,7	0,6			
		0,7	0,5	1,1	0,9	0,6			
Title 10	Other expenditure	-	-	-	-	-			
		-	-	-	-	-			
TOTALS	Differentiated appropriations	2,2	1,7	1,7	0,2	0,8			
	Non-differentiated appropriations	1,1	1,1	0,6	0,4	1,1			
		6,7	5,9	0,9	1,1	1,4			
		6,6	5,7	0,9	1,1	1,2			

(1) As against appropriations adopted for calculating appropriations available under the system of provisional twelfths.
(2) As against appropriations authorized in the 1980 Budget plus outstanding appropriations for commitment from 1979.
(3) Advances to the national paying departments and agencies.

COMMISSION OF THE EUROPEAN COMMUNITIES
Single Accounting Centre XIX-C-3

SUMMARY TABLE - BY CHAPTER - OF THE IMPLEMENTATION OF THE STATEMENT
OF EXPENDITURE OF SECTION III (COMMISSION) OF THE GENERAL BUDGET FOR
THE FINANCIAL YEAR 1960 AS AT 30 SEPTEMBER 1960

Budgetary classification	Heading	Approps authorized in the initial Budget		Adjustments to Col. 1 via Supplementary and Amending Budgets		Adjustments to Col. 1 via 2 via transfers of approps		Commitments contracted		Payments effected		Aggregate number of twelfths of approps utilized	
		1	2	3	4	5	6	7	8	(C)	(P)		
TITLE I	MEMORANDUM RELATING TO PERSONS WORKING WITH THE INSTITUTION												
Chapter 10	Members of the institution	2,930	2,930	2,930	2,829	96,55	2,135	75,47	11,6	8,7			
Chapter 11	Staff	390,099	390,099	390,099	356,632	91,42	260,298	72,95	11,0	8,0			
Chapter 12	Allowances and expenses on entering and on leaving the service and on transfer	12,906	12,906	12,906	11,802	91,45	8,499	72,01	11,0	7,9			
Chapter 13	Expenditure relating to missions and duty travel	11,263	11,263	11,263	6,635	58,91	5,140	77,47	7,1	5,5			
Chapter 14	Expenditure on social welfare	1,850	1,850	1,850	1,301	70,32	0,920	70,71	8,4	6,0			
Chapter 15	Organization of training courses and further vocational training of staff	2,265	2,265	2,265	1,801	79,51	1,120	62,19	9,5	5,9			
	TITLE I -- TOTAL	421,313	421,313	421,313	381,000	90,43	278,112	73,00	10,9	7,9			

COMMISSION OF THE EUROPEAN COMMUNITIES
Single Accounting Centre XIX-3-3

SUMMARY TABLE - BY CHAPTER - OF THE IMPLEMENTATION OF THE STATEMENT
OF EXPENDITURE OF SECTION III (COMMISSION) OF THE GENERAL BUDGET FOR
THE FINANCIAL YEAR 1980 AS AT 30 SEPTEMBER 1980

- BBA -

Budgetary classification	Heading	Approve authorized in the initial Budget		Adjustments to Col. 1 via Supplementary and Amending Budgets		Adjustments to Col. 1 & 2 via transfers of approve		Commitments contracted		Payments effected		Aggregate number of twelfths of approve utilized (c) (p)
		1	2	3	4	5	6	7	8			
TITLE 2	BUILDINGS, EQUIPMENT AND MISCELLANEOUS ADMINISTRATIVE EXPENDITURE											
Chapter 20	Immovable property investments	51,273	51,273	51,273	45,984	51,273	38,694	89,68	84,15	10,8	9,1	
Chapter 21	Rental of buildings and associated expenditure	15,125	15,125	15,125	12,357	15,125	8,080	81,70	65,39	9,8	6,4	
Chapter 22	Movable property and associated expenditure	6,618	6,618	6,618	4,365	6,618	2,635	65,96	60,37	7,9	4,8	
Chapter 23	Current administrative expenditure	14,990	14,990	14,990	12,376	14,990	8,313	82,56	67,17	9,9	6,7	
Chapter 24	Entertainment and representation expenses	0,675	0,675	0,675	0,385	0,675	0,213	57,04	55,32	6,8	3,8	
Chapter 25	Expenditure on formal and informal meetings	12,020	12,020	12,020	9,534	12,020	6,363	79,32	66,74	9,5	6,4	
Chapter 26	Expenditure on studies, surveys and consultations	14,486	14,486	14,486	9,344	14,486	1,704	64,50	18,24	7,7	1,4	
Chapter 27	Expenditure on publishing and information	24,222	24,222	24,222	21,235	24,222	10,654	87,67	50,17	10,5	5,3	
Chapter 28	Subsidies for balancing budgets	47,973	47,973	47,973	35,456	47,973	31,636	73,91	89,23	8,9	7,9	
Chapter 29	Subsidies and financial contributions	2,253	2,253	2,253	1,598	2,253	1,112	70,93	69,59	8,5	5,9	
	TITLE 2 - TOTAL	189,635	189,635	189,635	152,634	189,635	109,405	80,49	71,68	9,7	6,9	

COMMISSION OF THE EUROPEAN COMMUNITIES
Single Accounting Centre XIX-C-3

SUMMARY TABLE - BY CHAPTER - OF THE IMPLEMENTATION OF THE STATEMENT
OF EXPENDITURE OF SECTION III (COMMISSION) OF THE GENERAL BUDGET FOR
THE FINANCIAL YEAR 1980 AS AT 30 SEPTEMBER 1980

n. ECU

Budgetary classification and heading	Approps for commitment	Commitments contracted		Approps for payment	Payments effected			Payments from carried-over payment approps	Commitments for the financial year still to be settled	Aggregate number of twelfths of approps utilized (C) (P)
		Amount	% of approps		on commitments prior to 1980	on commitments for 1980	Total			
TITUL 3 COMMUNITY POLICIES IN REGARD, PARTICULARLY, TO RESEARCH, TECHNOLOGY, INDUSTRY, THE SOCIAL SECTOR, THE ENVIRONMENT, AND THE SUPPLY OF ENERGY AND RAW MATERIALS										
<u>DIFFERENTIATED APPROPRIATIONS</u>										
Chapter 30*										
Expenditure in the social sector										
• outstanding	1,290									
• current financial year	1,335			6,285						
• total	2,625	0,385	14,67	6,285	2,164	0,072	2,236	35,58	0,313	1,8 4,3
Chapter 31*										
Expenditure in the agricultural sector										
• outstanding	1,787									
• current financial year	1,787			1,060						
• total			0,00	1,060				0,00		0,0 0,0
Chapter 32*										
Expenditure under the energy policy										
• outstanding	32,461									
• current financial year	96,000			76,100	0,257	9,649	0,906	1,19	5,165	0,6 0,1
• total	128,461	5,952	4,63	76,100	0,257	9,649	0,906	1,19	5,165	0,6 0,1

* This Chapter also includes non-differentiated appropriations. See p. 118.

COMMISSION OF THE EUROPEAN COMMUNITIES

Single Accounting Centre XIX-0-3

SUMMARY TABLE - BY CHAPTER - OF THE IMPLEMENTATION OF THE STATEMENT OF EXPENDITURE OF SECTION III (COMMISSION) OF THE GENERAL BUDGET FOR THE FINANCIAL YEAR 1980 AS AT 30 SEPTEMBER 1980

m ECU

Budgetary classification and heading	Approps for commitment	Commitments contracted		Approps for payment	Payments effected			Payments from carried-over payment approps	Commitments for the financial year still to be settled	Aggregate number of twelfths of approps utilized (C)	(P)
		Amount	% of approps		on commitments prior to 1980	on commitments for 1980	Total				
Chapter 33 Expenditure on research and investment • outstanding • current financial year • total	78,739 314,810 (1) 393,541	129,898	33,01	278,592(1)	30,915	78,689	109,605	39,34	4,262	4,0	4,7
Chapter 36* Expenditure on scientific and technical information and information management • outstanding • current financial year • total	2,684 3,600 6,284	2,886	45,93	3,875	0,352	0,472	0,824	21,26	-	2,414	2,6
Chapter 37* Expenditure in the industrial and transport sectors • outstanding • current financial year • total	16,971 9,557 26,528	1,634	4,16	4,450	-	0,009	0,009	0,20	0,306	0,7	0,0
TITLE 3 - TOTAL Differentiated appropriations	559,226	140,755	25,17	370,362	33,689	79,891	113,580	30,67	4,706	3,0	3,7

* This Chapter also includes non-differentiated appropriations. See next page.

(1) Of which 2,050 m ECU as revenue from services rendered to third parties.

COMMISSION OF THE EUROPEAN COMMUNITIES

Single Accounting Centre XIX-C-3

SUMMARY TABLE - BY CHAPTER - OF THE IMPLEMENTATION OF THE STATEMENT OF EXPENDITURE OF SECTION III (COMMISSION) OF THE GENERAL BUDGET FOR THE FINANCIAL YEAR 1980 AS AT 30 SEPTEMBER 1980

in ECU

Budgetary classification	Heading	1 Approps authorized in the initial Budget	2 Adjustments to Col. 1 via Supplementary and Amending Budgets	3 Adjustments to Col. 1 & 2 via transfers of approps	4 Commitments contracted		6 Payments effected		8 Aggregate number of twelfths of approps utilized (F)
					Amount	% of approps	Amount	% of commitments	
TITLE 3						5	7		
	COMMUNITY POLICIES RELATING IN PARTICULAR TO RESEARCH, TECHNOLOGY, INDUSTRY, THE SOCIAL SECTOR, THE ENVIRONMENT AND THE SUPPLY OF ENERGY AND RAW MATERIALS								
	<u>NON-DIFFERENTIATED APPROPRIATIONS</u>								
Chapter 30*	Expenditure in the social sector	8,235	8,235	8,235	4,894	59,43	60,71	7,1	4,3
Chapter 31 ^o	Expenditure in the agricultural sector	10,479	10,479	10,479	6,574	62,73	18,01	7,5	1,4
Chapter 32*	Expenditure under the energy policy	1,000	1,000	1,000	0,328	32,80	0,043	3,9	0,5
Chapter 34	Expenditure relating to safeguards	1,500	1,500	1,500	0,918	61,20	0,471	7,3	3,8
Chapter 35	Expenditure relating to the protection of man and his environment	8,590	8,590	8,590	4,779	55,63	1,840	6,7	2,6
Chapter 36*	Expenditure on scientific and technical information and on information management	1,617	1,617	1,617	1,410	87,20	0,701	10,5	5,2
Chapter 37*	Expenditure in the industrial and transport sectors	2,620	2,620	2,620	0,456	17,40	0,207	2,1	0,9
Chapter 39	Other expenditure on specific projects undertaken by the institution	10,420	10,420	10,420	4,905	47,07	1,462	5,6	1,7
	TITLE 3 - TOTAL Non-differentiated appropriations	44,461	44,461	44,461	24,264	54,57	8,879	6,5	2,4

* These Chapters also include differentiated appropriations. See the two preceding pages.

COMMISSION OF THE EUROPEAN COMMUNITIES

SUMMARY TABLE - BY CHAPTER - OF THE IMPLEMENTATION OF THE STATEMENT OF EXPENDITURE OF SECTION III (COMMISSION) OF THE GENERAL BUDGET FOR THE FINANCIAL YEAR 1980 AS AT 30 SEPTEMBER 1980

Single Accounting Centre IXK-C-3

a EJA

Budgetary classification	Heading	1 Approps authorized in the Initial Budget	2 Adjustments to Col. 1 via Supplementary and Amending Budgets	3 Adjustments to Cols 1 & 2 via transfers of approps	Commitments contracted		Payments effected		8 Aggregate number of twelfths of approps utilized (C) (P)
					4 Amount	5 % of approps	6 Amount	7 % of commitments	
TITLE 4	REPAYMENTS AND AIDS TO MEMBER STATES AND OTHER AID								
Chapter 40	Flat-rate repayment to the Member States of costs incurred in collecting own resources	789,150	789,150	789,150	540,145	68,45	540,145	100,00	8,2
Chapter 41	Application of the "financial mechanism" pursuant to the Council Decision of 17 May 1976	token entry	token entry	token entry					
Chapter 42	Community loans for the purpose of giving balance of payments support	token entry	token entry	token entry					
Chapter 43	Loans to promote investment in the Community	token entry	token entry	token entry					
Chapter 48	Exchange differences and deficit carried over from preceding year	token entry	token entry	token entry					
	TITLE 4 - TOTAL	789,150	789,150	789,150	540,145	68,45	540,145	100,00	8,2

COMMISSION OF THE EUROPEAN COMMUNITIES

SUMMARY TABLE - BY CHAPTER - OF THE IMPLEMENTATION OF THE STATEMENT OF EXPENDITURE OF SECTION III (COMMISSION) OF THE GENERAL BUDGET FOR THE FINANCIAL YEAR 1980 AS AT 30 SEPTEMBER 1980

Single Accounting Centre XIX-C-3

E. ECU

Budgetary classification and heading	Approps for commitment	Commitments contracted		Approps for payment	Payments effected			Payments from carried-over payment approps	Commitments for the financial year still to be settled	Appropriate number of twelfths of approps utilized
		Amount	% of approps		on commitments prior to 1980	on commitments for 1980	Total			
TITLE 5 - SOCIAL AND REGIONAL FUNDS										
SOCIAL FUND										
<u>DIFFERENTIATED APPROPRIATIONS</u>										
Chapter 50										
Social Fund - Expenditure under Article 4 of the Council Decision of 1 February 1971	25,435			180,800	87,999	27,998	115,997	64,16	163,254	5,0 7,7
• outstanding	437,000									
• current financial year	462,435	191,252	41,36							
• total										
Chapter 51										
Social Fund - Expenditure under Article 5 of the Council Decision of 1 February 1971	37,277			192,500	40,528	51,296	91,824	47,70	183,439	5,6 5,7
• outstanding	469,500									
• current financial year	506,777	234,735	46,32							
• total										
Chapter 52										
Social Fund - Pilot schemes and preparatory studies	0,046			1,000	-	0,113	0,113	11,30	1,592	6,7 1,4
• outstanding	3,000									
• current financial year	3,046	1,705	55,98							
• total										
SOCIAL FUND - TOTAL	972,258	427,693	43,99	374,300	128,527	79,407	207,934	55,55	348,286	5,3 6,7

COMMISSION OF THE EUROPEAN COMMUNITIES

SUMMARY TABLE - BY CHAPTER - OF THE IMPLEMENTATION OF THE STATEMENT OF EXPENDITURE OF SECTION III (COMMISSION) OF THE GENERAL BUDGET FOR THE FINANCIAL YEAR 1980 AS AT 30 SEPTEMBER 1980

Single Accounting Centre XII-C-3

- ECU

Budgetary classification and heading	Approps for commitment	Commitments contracted		Approps for payment	Payments effected			Payments from carried-over payment approps	Commitments for the financial year still to be settled	Aggregate number of twelfths of approps utilized	
		Amount	% of approps		on commitments prior to 1980	on commitments for 1980	Total			% of approps	(C)
EUROPEAN REGIONAL DEVELOPMENT FUND											
Chapter 55											
Community measures in support of national regional policies											
• outstanding	8,125										
• current financial year	1,106,750										
• total	1,114,875	604,677	54,24	392,375	45,012	45,012	11,47	559,665	6,5	1,4	
Chapter 56											
Specific Community measures											
• outstanding	45,000										
• current financial year	58,250										
• total	103,250	-	0,00	10,625	-	-	0,00	-	0,0	0,0	
REGIONAL FUND - TOTAL	1,218,125	604,677	49,64	403,000	45,012	45,012	11,17	559,665	6,0	1,3	

Budgetary classification	Heading	Approps authorized in the initial Budget	Adjustments to Col. 1 via Supplementary and Amending Budgets	Adjustments to Cols. 1 & 2 via transfers of approps	Commitments contracted		Payments effected		Aggregate number of twelfths of approps utilized (C) (P)
					Amount	% of approps	Amount	% of commitments	
		1	2	3	4	5	6	7	8
TITLE 5	SOCIAL AND REGIONAL FUNDS								
	<u>NON-DIFFERENTIATED APPROPRIATIONS</u>								
Chapter 54	Special contribution to the ECSC to finance temporary social measures in connection with the restructuring of the iron and steel industry	token entry	token entry	token entry					
Chapter 57	Measures to reduce economic disparities in the Community in the context of the European Monetary System	245,373	245,373	245,373	126,588	51,59	126,588	100,00	6,2 6,2
Chapter 58	Supplementary measures to assist the United Kingdom	token entry	token entry	token entry					
Chapter 59	Aid to disaster victims in the Community	5,000	5,000	5,000	2,800	56,00	2,800	100,00	6,7 6,7
	TITLE 5 - TOTAL Non-differentiated appropriations	250,373	250,373	250,373	129,388	51,68	129,388	100,00	6,2 6,2

COMMISSION OF THE EUROPEAN COMMUNITIES

Single Accounting Centre XIX-C-3

SUMMARY TABLE - OF THE IMPLEMENTATION OF THE STATEMENT OF EXPENDITURE OF SECTION III (COMMISSION) OF THE GENERAL BUDGET FOR THE FINANCIAL YEAR 1980 AS AT 30 SEPTEMBER 1980

EDU

Budgetary classification	Heading	Approvals authorized in the initial Budget		Adjustments to Col. 1 via Supplementary and Amending Budgets		Adjustments to Cols 1 & 2 via transfers of approps		Commitments contracted		Payments effected		Aggregate number of twelfths of approps utilized	
		1	2	3	4	5	6	7	8				
TITLES 6 & 7	EUROPEAN AGRICULTURAL GUIDANCE AND GUARANTEE FUND GUARANTEE SECTION												
Chapter 60	Cereals	1.616,398	1.616,398	1.616,398	519,679	32,15	519,679	100,00	3,9	3,9			
Chapter 61	Rice	49,995	49,995	49,995	19,283	38,57	19,283	100,00	4,6	4,6			
Chapter 62	Milk and milk products	4.929,646	4.929,646	4.929,646	1.750,825	35,52	1.750,825	100,00	4,3	4,3			
Chapter 63	Oils and fats	787,000	787,000	787,000	161,517	20,52	161,517	100,00	2,5	2,5			
Chapter 64	Sugar	696,471	696,471	696,471	275,712	39,59	275,712	100,00	4,8	4,8			
Chapter 65	Beef and veal	1.178,000	1.178,000	1.178,000	339,994	28,86	339,994	100,00	3,5	3,5			
Chapter 66	Pigmeat	100,000	100,000	100,000	39,176	39,18	39,176	100,00	4,7	4,7			
Chapter 67	Eggs and poultrymeat	94,000	94,000	94,000	31,500	33,51	31,500	100,00	4,0	4,0			
Chapter 68	Fruit and vegetables	659,000	659,000	659,000	349,127	52,98	349,127	100,00	6,4	6,4			
Chapter 69	Wine	350,000	350,000	350,000	76,093	21,74	76,093	100,00	2,6	2,6			
Chapter 70	Tobacco	282,000	282,000	282,000	154,879	54,92	154,879	100,00	6,6	6,6			
Chapter 72	Ethyl alcohol of agricultural origin	token entry	token entry	token entry									
Chapter 73	Other sectors or products subject to common market organisation	191,000	191,000	191,000	39,837	20,86	39,837	100,00	2,5	2,5			

(1) These payments are not payments in the budgetary sense but correspond to advances made to national paying departments and agencies to cover operations from January to April.

(2) Operations having been decided only for the months January to April, the figures in column 8 are aligned on a "pro rata temporis" utilization of 4 twelfths.

COMMISSION OF THE EUROPEAN COMMUNITIES

Single Accounting Centre XIX-C-3

SUMMARY TABLE - BY CHAPTER - OF THE IMPLEMENTATION OF THE STATEMENT OF EXPENDITURE OF SECTION III (COMMISSION) OF THE GENERAL BUDGET FOR THE FINANCIAL YEAR 1980 AS AT 30 SEPTEMBER 1980

in ECU

Budgetary classification	Heading	1 Appropriations authorized in the initial Budget	2 Adjustments to Col. 1 via Supplementary and Amending Budgets	3 Adjustments to Col. 1 & 2 via transfers of approps	4 Commitments contracted		5 Payments effected		6 Aggregate number of twelfths of approps utilized (C) (P)
					Amount	% of approps	Amount	% of approps	
Chapter 74	Refunds on certain goods obtained by processing agricultural products	275,000	275,000	275,000	71,100	25,85	71,100 (1)	100,00	3,1 (2)
Chapter 75	Accession compensatory amounts granted in respect of intra-Community trade	1,000	1,000	1,000	0,024	2,40	0,024 (1)	100,00	0,3 (2)
	CHAPTERS 60-75 - SUB-TOTAL	11.209,510	11.209,510	11.209,510	3.828,746	34,16	3.828,746(1)	100,00	4,1 (2)
Chapter 78	Monetary compensatory amounts paid or levied in respect of trade in agricultural products	276,000	276,000	276,000	134,769	48,83	134,769(1)	100,00	5,9 (2)
Chapter 79	Expenditure resulting from the application of different exchange rates	token entry	token entry	token entry					
	Provisional commitments which were not the subject of commitments under the budget nomenclature				5.027,727	43,77	5.027,727(3)	100,00	5,3 (3)
	TITLES 6 & 7 - TOTAL	11.485,510	11.485,510	11.485,510	8.991,244	78,28	8.991,244	100,00	9,4

(1) See footnote 1 on preceding page.

(2) See footnote 2 on preceding page.

(3) These payments are not payments in the budgetary sense but correspond to advances made to national paying departments and agencies to cover operations from May to September.

COMMISSION OF THE EUROPEAN COMMUNITIES

Single Accounting Centre XIX-C-3

SUMMARY TABLE - BY CHAPTER - OF THE IMPLEMENTATION OF THE STATEMENT OF EXPENDITURE OF SECTION III (COMMISSION) OF THE GENERAL BUDGET FOR THE FINANCIAL YEAR 1980 AS AT 30 SEPTEMBER 1980

in ECU

Budgetary classification and heading	Approps for commitment	Commitments contracted		Approps for payment	Payments effected			Commitments for the financial year still to be settled	Aggregate number of twelfths of approps utilized
		Amount	% of approps		on commitments prior to 1980	on commitments for 1980	Total		
TITLE 8									
EUROPEAN AGRICULTURAL GUIDANCE AND GUARANTEE FUND									
GUIDANCE SECTION AND FISHERIES POLICY									
DIFFERENTIATED APPROPRIATIONS									
Chapter 80									
Projects for the improvement of agricultural structures provided for in Article 13 of Regulation No 17/64/EEC									
• outstanding	40,290								
• current financial year	151,500			74,600	35,137		66,127	4,1	5,7
• total	191,790	66,127	34,48			35,137			
Chapter 81									
General socio-structural measures									
• outstanding	35,452								
• current financial year	45,100	2,268	2,82	51,100		0,100	2,168	0,3	0,0
• total	80,552								
Chapter 82									
Measures to assist less-favoured areas									
• outstanding	57,522								
• current financial year	83,980	18,514	13,08	62,550		3,701	14,813	1,6	0,7
• total	141,502								

Single Accounting Centre XIX-C-3

EUA

Budgetary classification and heading	Approps for commitment	Commitments contracted		Approps for payment	Payments effected			Commitments for the financial year still to be settled	Aggregate number of twelfths of approps utilized (C) (P)
		Amount	% of approps		on commitments prior to 1980	on commitments for 1980	Total		
Chapter 83 Structural measures relating to the common organizations of the market									
• outstanding	39,191								
• current financial year	148,100			120,300					
• total	187,291	68,007	36,31		31,220 (1)	31,220	25,95	36,787 (2)	4,4 3,1
Chapter 86 Common measures to improve fisheries structures									
• outstanding	15,151								
• current financial year	0,150			0,150					
• total	15,301	14,999	98,03						11,697 11,8 0,0
GUIDANCE SECTION - TOTAL		169,914	27,56	308,700	35,137	70,158	22,73	57,070	3,3 2,7
Chapter 87* Specific measures in the fisheries sector									
• outstanding	34,249								
• current financial year	34,249	-	0,00	24,000					
• total									0,0 0,0
TITLE 8 - TOTAL Differentiated appropriations		650,686	26,11	332,700	35,137	70,158	21,09	57,070	3,1 2,5

(1) Cf which 31,220 m EUA advanced to national paying departments and agencies to cover operations from January to September concerning premiums for the non-marketing of milk and for the conversion of dairy herds.

(2) Cf which 23,040 m EUA advanced to national paying departments and agencies to cover operations from January to September concerning premiums for the non-marketing of milk and for the conversion of dairy herds.

* This Chapter also includes non-differentiated appropriations. See following page.

COMMISSION OF THE EUROPEAN COMMUNITIES

SUMMARY TABLE - BY CHAPTER - OF THE IMPLEMENTATION OF THE STATEMENT OF EXPENDITURE OF SECTION III (COMMISSION) OF THE GENERAL BUDGET FOR THE FINANCIAL YEAR 1980 AS AT 30 SEPTEMBER 1980

Single Accounting Centre XIX-C-3

in ECU

Budgetary classification	Heading	Appropriations authorized in the initial Budget	Adjustments to Col. 1 via Supplementary and Amending Budgets.	Adjustments to Cols 1 & 2 via transfers of approps	Commitments contracted		Payments effected		Aggregate number of twelfths of approps utilized (C) (P)
					Amount	% of approps	Amount	% of commitments	
		1	2	3	4	5	6	7	8
TITLE 8	EUROPEAN AGRICULTURAL GUIDANCE AND GUARANTEE FUND GUIDANCE SECTION AND FISHERIES POLICY								
Chapter 87*	<u>NON-DIFFERENTIATED APPROPRIATIONS</u> Specific measures in the fisheries and marine sector	0,020	0,020	0,020	-	0,00	-	-	0,0
Chapter 88	Common organisation of market in fishery products	22,000	22,000	22,000	6,130	27,86	4,904	80,00	3,3
Chapter 89	Assumption by the Community of certain financial obligations pursuant to Agreements on fishing rights in non-Community waters	4,500	4,500	4,500	4,483	99,62	1,519	33,88	12,0
	TITLE 8 - TOTAL Non-differentiated appropriations	26,520	26,520	26,520	10,613	40,02	6,422	60,51	4,8

* This Chapter also includes differentiated appropriations. See preceding page.

COMMISSION OF THE EUROPEAN COMMUNITIES

Single Accounting Centre XIX-C-3

SUMMARY TABLE - BY CHAPTER - OF THE IMPLEMENTATION OF THE STATEMENT
OF EXPENDITURE OF SECTION III (COMMISSION) OF THE GENERAL BUDGET
FOR THE FINANCIAL YEAR 1980 AS AT 30 SEPTEMBER 1980

E ECU

Budgetary classification and heading	Approps for commitment	Commitments contracted		Approps for payment	Payments effected			Payments from carried-over payment approps	Commitments for the financial year still to be settled	Aggregate number of twelfths of approps utilized	
		Amount	% of approps		on commitments prior to 1980	on commitments for 1980	Total			% of approps	(C)
TITLE 9											
COOPERATION WITH DEVELOPING COUNTRIES AND OTHER NON-MEMBER COUNTRIES											
DIFFERENTIATED APPROPRIATIONS											
Chapter 93*											
Financial and technical cooperation with non-associated developing countries											
• outstanding	59,351										
• current financial year	144,750	9,593	4,70	26,250	-	2,187	2,187	-	7,406	0,6	1,0
• total	204,101										
Chapter 94*											
Specific measures for cooperation with developing countries											
• outstanding	0,281										
• current financial year	14,000	6,999	49,01	10,750	4,427	2,657	7,084	-	4,342	5,9	7,9
• total	14,281										
Chapter 96*											
Cooperation with non-member countries											
• outstanding	123,903										
• current financial year	168,500	77,060	26,35	127,900	-	0,436	0,436	0,694	75,930	3,2	0,0
• total	292,403										
TITLE 9 - TOTAL											
DIFFERENTIATED APPROPRIATIONS											
	510,785	93,652	18,33	168,900	4,427	5,280	9,708	0,694	87,678	2,2	0,7

* These Chapters also include non-differentiated appropriations. See following page.

COMMISSION OF THE EUROPEAN COMMUNITIES

Single Accounting Centre XII-C-3

SUMMARY TABLE - BY CHAPTER - OF THE IMPLEMENTATION OF THE STATEMENT OF EXPENDITURE OF SECTION III (COMMISSION) OF THE GENERAL BUDGET FOR THE FINANCIAL YEAR 1980 AS AT 30 SEPTEMBER 1980

F. E.U.A

Registry classification	Heading	Approps authorised in the initial Budget		Adjustments to Col. 1 via Supplementary and Amending Budgets		Adjustments to Cols 1 & 2 via transfers of approps		Commitments contracted		Payments effected		Aggregate number of twelfths of approps utilized (C) (P)	
		1	2	3	4	5	6	7	8				
TITLE 9	COOPERATION WITH DEVELOPING COUNTRIES AND OTHER NON-MEMBER COUNTRIES	395,344	395,344	395,344	302,387	76,49	76,257 (1)	25,22	9,2	2,3			
	<u>NON-DIFFERENTIATED APPROPRIATIONS</u>	0,525	0,525	0,525	0,344	65,52	0,090	26,16	7,9	2,1			
Chapter 92	Food aid	1,452	1,452	1,452	0,752	51,79	0,410	54,52	6,2	3,4			
Chapter 93*	Financial and technical cooperation with non-associated developing countries	43,000	43,000	43,000	39,226	91,22	34,076	86,87	10,9	9,5			
Chapter 94*	Specific measures for cooperation with developing countries	9,745	9,745	9,745	1,062	10,90	1,062	100,00	1,3	1,3			
Chapter 95	Exceptional measures to assist developing countries and other non-member countries	5,468	5,468	5,468	5,306	97,04	5,284	99,59	11,6	11,6			
Chapter 96*	Cooperation with non-member countries												
Chapter 99	Operating expenses of Commission Delegations in developing countries	455,534	455,534	455,534	349,076	76,63	117,178	33,57	9,2	3,1			
	TITLE 9 - TOTAL Non-differentiated appropriations												

(1) Of which 65,724 m ECU advanced to Member States.

* These Chapters also include differentiated appropriations. See preceding page.

COMMISSION OF THE EUROPEAN COMMUNITIES
 SUMMARY TABLE - BY CHAPTER - OF THE IMPLEMENTATION OF THE STATEMENT
 OF EXPENDITURE OF SECTION III (COMMISSION) OF THE GENERAL BUDGET FOR
 THE FINANCIAL YEAR 1980 AS AT 30 SEPTEMBER 1980

Single Accounting Centre XIX-C-3
 n. I/A

Budgetary classification	Heading	Approps authorized in the initial Budget	Adjustments to Col. 1 via Supplementary and Amending Budgets	Adjustments to Col. 1 & 2 via transfers of approps	Commitments contracted		Payments effected		Aggregate number of twelfths of approps utilized (c) (P)
					Amount	% of approps	Amount	% of commitments	
		1	2	3	4	5	6	7	8
TITLE 10	OTHER EXPENDITURE								
Chapter 100	Provisional appropriations: • Differentiated . Approps for commitment appropriations . Approps for payment • Non-differentiated appropriations	37,167 13,767 37,927	37,167 13,767 37,927	37,167 13,767 37,927					
Chapter 101	Contingency reserve	5,000	5,000	5,000					
Chapter 102	Reserve to cover any shortfall in appropriations, when converted into national currencies, resulting from differences between the EIA rates used when the Budget estimates are drawn up and the rates of conversion into national currencies obtaining at the time of implementation								
	TITLE 10 - TOTAL	37,167 13,767 42,927	37,167 13,767 42,927	37,167 13,767 42,927					
	GRAND TOTALS:	3,292,777 1,656,979 13,705,422	3,292,777 1,656,979 13,705,422	3,948,247 1,659,029 13,705,422	1,436,691	36,39	446,393	26,91 (1)	4,4 - 3,2
	DIFFERENTIATED APPROPRIATIONS • Approps for commitment • Approps for payment				10,578,366	77,18	10,180,775	96,24	9,3
	NON-DIFFERENTIATED APPROPRIATIONS								

(1) % of appropriations.

UTILIZATION OF APPROPRIATIONS CARRIED

OVER FROM 1979 to 1980

(Statistical tables)

11 11 11
12 12 12
13 13 13
14 14 14
15 15 15
16 16 16
17 17 17
18 18 18
19 19 19
20 20 20
21 21 21
22 22 22
23 23 23
24 24 24
25 25 25
26 26 26
27 27 27
28 28 28
29 29 29
30 30 30
31 31 31
32 32 32
33 33 33
34 34 34
35 35 35
36 36 36
37 37 37
38 38 38
39 39 39
40 40 40
41 41 41
42 42 42
43 43 43
44 44 44
45 45 45
46 46 46
47 47 47
48 48 48
49 49 49
50 50 50
51 51 51
52 52 52
53 53 53
54 54 54
55 55 55
56 56 56
57 57 57
58 58 58
59 59 59
60 60 60
61 61 61
62 62 62
63 63 63
64 64 64
65 65 65
66 66 66
67 67 67
68 68 68
69 69 69
70 70 70
71 71 71
72 72 72
73 73 73
74 74 74
75 75 75
76 76 76
77 77 77
78 78 78
79 79 79
80 80 80
81 81 81
82 82 82
83 83 83
84 84 84
85 85 85
86 86 86
87 87 87
88 88 88
89 89 89
90 90 90
91 91 91
92 92 92
93 93 93
94 94 94
95 95 95
96 96 96
97 97 97
98 98 98
99 99 99
100 100 100

COMMISSION OF THE EUROPEAN COMMUNITIES
Single Accounting Centre XII-0-3

SUMMARY TABLE OF THE UTILIZATION OF APPROPRIATIONS
CARRIED OVER FROM 1979 TO 1980 IN SECTION III (COMMISSION) OF
THE GENERAL BUDGET AS AT 30 SEPTEMBER 1980

million ECU

Budgetary classification	Heading	Automatic carryovers		Payments		Remainder	Non-automatic carryovers	Commitments		Payments		Approps available
		1	2	3	4			5	6	7	8	
						Amount	%					Amount
TITLE 1	Expenditure relating to persons working with the institution	5,114	4,022	72,94	1,492							
TITLE 2	Buildings, equipment and misc. admin. expenditure	25,585	18,223	71,23	7,362		0,080	100,00	0,004	5,00		
TITLE 3	Community policies relating in particular to research, technology, industry, the social sector, the environment and the supply of energy and raw materials	138,475 21,092	67,276 13,658	48,58 64,75	71,199 7,434		1,000	100,00	-	0,00		
TITLE 4	Repayments and aid to Member States and miscellaneous	54,991	54,991	100,00	-							
TITLE 5	Social and Regional Funds Social Fund (differ. approps.) Regional Fund (differ. approps.) Chaps 57 and 59 (non-differ. approps.) Community aid to the Friuli disaster area (Chapter 58)	235,158 339,044 72,042 22,533	207,979 176,771 70,779 2,724	89,20 52,14 98,25 12,09	25,179 162,273 1,263 19,809		1,200	100,00	1,200	100,00		
TITLE 6	EECJF - Guidance Section and fisheries policy Differentiated appropriations Non-differentiated appropriations Appropriations from years prior to 1977	225,267 267,765	93,250 49,014	41,76 18,30	130,037 218,751		0,560 167,608	0,00 100,00	- 26,871	- 16,03		0,560
TITLE 9	Cooperation with developing countries and non-differ. rates Differentiated appropriations Non-differentiated appropriations Differentiated appropriations Non-differ. appropriations	161,736 142,370 1,095,679	33,638 140,336 578,894	20,80 98,57 52,83	128,097 2,034 516,785		4,008	0,00	-	-		4,008
	TOTALS	611,893	353,747	57,81	258,146		174,457	97,38	28,075	16,09		4,568

COMMISSION OF THE EUROPEAN COMMUNITIES

Single Accounting Centre XIX-C-3

SUMMARY TABLE OF THE UTILIZATION OF APPROPRIATIONS
CARRIED OVER FROM 1979 TO 1980 IN SECTION III (COMMISSION) OF
THE GENERAL BUDGET AS AT 30 SEPTEMBER 1980

in ECU

Budgetary classification	Heading	Automatic carryovers	Payments		Non-automatic carryovers	Commitments		Payments		Approps available	
			Amount	%		Amount	%	Amount	%		
		1	2	3	4	5	6	7	8	9	10
TITLE I	EXPENDITURE RELATIVE TO PERSONS WORKING WITH THE INSTITUTION										
Chapter 11	Staff	1,783	1,526	85,59	0,257						
Chapter 12	Allowances and expenses on entering and on leaving the service and on transfer	0,291	0,243	85,51	0,048						
Chapter 13	Expenditure relating to missions and duty travel	2,515	1,653	65,73	0,862						
Chapter 14	Expenditure on social welfare	0,486	0,329	67,70	0,157						
Chapter 15	In-service training and further training for staff	0,439	0,271	61,73	0,168						
	TITLE I - TOTAL	5,514	4,022	72,94	1,492						

COMMISSION OF THE EUROPEAN COMMUNITIES

Single Accounting Centre XIX-C-3

SUMMARY TABLE OF THE UTILIZATION OF APPROPRIATIONS
CARRIED OVER FROM 1979 TO 1980 IN SECTION III (COMMISSION) OF
THE GENERAL BUDGET AS AT 30 SEPTEMBER 1980

million ECU

Budgetary classification	Heading	Automatic carryovers	Payments		Remainder	Non-automatic carryovers	Commitments		Payments		Approps available
			Amount	X			Amount	X	Amount	X	
		1	2	3	4	5	6	7	8	9	10
TITLE 2	BUILDINGS, EQUIPMENT AND MISCELLANEOUS ADMINISTRATIVE EXPENDITURE										
Chapter 20	Immovable property investments	0,498	0,496	99,60	0,002						
Chapter 21	Rental of buildings and associated expenditure	2,628	2,190	83,33	0,438						
Chapter 22	Movable property and associated expenditure	3,517	2,895	82,31	0,622						
Chapter 23	Current administrative expenditure	1,657	1,529	92,28	0,128						
Chapter 24	Entertainment and representation expenses	0,143	0,111	77,62	0,032						
Chapter 25	Expenditure on formal and other meetings	1,878	1,479	78,75	0,399	0,080	0,080	100,00	0,004	5,00	-
Chapter 26	Expenditure on studies, surveys and consultations	9,152	4,880	53,32	4,272						
Chapter 27	Expenditure on publishing and information	5,100	3,852	75,53	1,248						
Chapter 28	Subsidies for balancing budgets	0,489	0,445	91,00	0,044						
Chapter 29	Subsidies and financial contributions	0,522	0,347	66,48	0,175						
	TITLE 2 - TOTAL	25,585	18,223	71,23	7,362	0,080	0,080	100,00	0,004	5,00	-

COMMISSION OF THE EUROPEAN COMMUNITIES

Single Accounting Centre XIX-C-3

SUMMARY TABLE OF THE UTILIZATION OF APPROPRIATIONS
CARRIED OVER FROM 1979 TO 1980 IN SECTION III (COMMISSION) OF
THE GENERAL BUDGET AS AT 30 SEPTEMBER 1980

million ECU

Budgetary classification	Heading	Appropriations for payment carried over automatically	Payments		Appropriations for payment available	Commitments from years prior to 1980 still to be settled	
			Amount	7 3		as at 31.12.1979	as at 30.9.1980(1)
TITLE 3							
	COMMUNITY POLICIES RELATING IN PARTICULAR TO RESEARCH, TECHNOLOGY, INDUSTRY, THE SOCIAL SECTOR, THE ENVIRONMENT AND THE SUPPLY OF ENERGY AND RAW MATERIALS						
	<u>Differentiated appropriations</u>						
Chapter 30	Expenditure in the social sector	1,139	1,077	94,56	0,062	8,041	4,775
Chapter 32	Expenditure under the energy policy	48,404	15,454	31,93	32,950	101,539	85,247
Chapter 33	Expenditure on research and investment	76,461	48,254	63,11	28,207	132,817	76,527
Chapter 36	Expenditure on scientific and technical information and on information management	3,317	1,702	51,31	1,615	4,121	2,063
Chapter 37	Expenditure in the industrial and transport sectors	9,154	0,789	8,62	8,365	1,195	0,712
	TITLE 3 (Differentiated appropriations) - TOTAL	138,475	67,276	48,58	71,199	267,713	169,324

(1) Taking into account sums which may be released and adjustments due to changes in the ECU rates.

COMMISSION OF THE EUROPEAN COMMUNITIES

Single Accounting Centre XIX-C-3

SUMMARY TABLE OF THE UTILIZATION OF APPROPRIATIONS
CARRIED OVER FROM 1979 TO 1980 IN SECTION III (COMMISSION) OF
THE GENERAL BUDGET AS AT 30 SEPTEMBER 1980

million ECU

Budgetary classification	Heading	Automatic carryovers		Payments		Remainder	Non-automatic carryovers	Commitments		Payments		Approps available
		Amount	%	Amount	%			Amount	%	Amount	%	
TITLE 3	COMMUNITY POLICIES RELATING IN PARTICULAR TO RESEARCH, TECHNICAL, INDUSTRY, THE SOCIAL SECTOR, THE ENVIRONMENT AND THE SUPPLY OF ENERGY AND RAW MATERIALS	1		2	3	4	5	6	7	8	9	10
	<u>NON-DIFFERENTIATED APPROPRIATIONS</u>											
Chapter 30	Expenditure in the social sector	2,366		1,616	68,30	0,750						
Chapter 31	Expenditure in the agricultural sector	6,529		4,306	65,95	2,223	1,000	1,000	100,00	-	0,0	-
Chapter 32	Expenditure under the energy policy	0,695		0,394	56,69	0,301						
Chapter 34	Expenditure relating to safeguards	0,518		0,245	47,30	0,273						
Chapter 35	Protection of man and his environment	3,527		1,841	52,20	1,686						
Chapter 36	Expenditure on scientific and technical information and on information management	0,613		0,452	73,74	0,161						
Chapter 37	Expenditure in the industrial and transport sectors	1,283		0,757	58,99	0,526						
Chapter 39	Other expenditure on specific projects undertaken by the institution	5,560		4,047	72,79	1,513						
	TITLE 3 (Non-differentiated appropriations) - TOTAL	21,092		13,658	64,75	7,434	1,000	1,000	100,00	-	0,0	-

COMMISSION OF THE EUROPEAN COMMUNITIES
Single Accounting Centre XIX-G-3

SUMMARY TABLE OF THE UTILIZATION OF APPROPRIATIONS
CARRIED OVER FROM 1979 TO 1980 IN SECTION III (COMMISSION) OF
THE GENERAL BUDGET AS AT 30 SEPTEMBER 1980

million ECU

Budgetary classification	Heading	Automatic carryovers		Payments		Remainder	Non-automatic carryovers	Commitments		Payments		Approps remaining
		1	2	3	4			5	6	7	8	
TITLE 4	REFUNDMENTS AND AID TO MEMBER STATES AND MISCELLANEOUS											
Chapter 40	Flat-rate repayment to Member States of the cost incurred in collecting own resources	54,991	54,991	100,00	-							
	TITLE 4 - TOTAL	54,991	54,991	100,00	-		5	6	7	8	9	10

COMMISSION OF THE EUROPEAN COMMUNITIES
 Single Accounting Centre XIX-C-3

SUMMARY TABLE OF THE UTILIZATION OF APPROPRIATIONS
 CARRIED OVER FROM 1979 TO 1980 IN SECTION III (COMMISSION) OF
 THE GENERAL BUDGET AS AT 30 SEPTEMBER 1980

million ECU

Budgetary classification	Heading	Appropriations for payment carried over automatically	Payments			Appropriations for payment available	EB: Commitments from years prior to 1979 still to be settled	
			Amount	X	3		as at 31.12.1979	as at 30.9.1980 (1)
TITLE 5	SOCIAL AND REGIONAL FUNDS							
	Social Fund							
Chapter 50	Social Fund - Expenditure under Article 4 of the Council Decision of 1 February 1971	117,132	95,727	81,73	21,405	655,377	388,932	
Chapter 51	Social Fund - Expenditure under Article 5 of the Council Decision of 1 February 1971	113,694	111,194	97,80	2,500	682,824	461,508	
Chapter 52	Social Fund - Pilot schemes and preparatory studies	2,332	1,058	45,37	1,274	3,152	2,091	
	SOCIAL FUND - TOTAL	233,158	207,979	89,20	25,179	1,341,353	852,531	

(1) Taking into account sums which may be released or adjustments due to changes in the ECU rates.

COMMISSION OF THE EUROPEAN COMMUNITIES
Single Accounting Centre XIX-C-3

SUMMARY TABLE OF THE UTILIZATION OF APPROPRIATIONS
CARRIED OVER FROM 1979 TO 1980 IN SECTION III (COMMISSION) OF
THE GENERAL BUDGET AS AT 30 SEPTEMBER 1980

million ECU

Budgetary classification	Heading	Appropriations for payment carried over automatically	Payments		Appropriations for payment available	EB: Commitments from years prior to 1979 still to be settled as at 31.12.1979	as at 30.9.1980 (1)
			Amount	X			
TITLE 5	SOCIAL AND REGIONAL FUNDS						
	European Regional Development Fund						
Chapter 55	Community action in support of national regional policies	323,044	176,771	54,72	146,273	1.132,866	953,022
Chapter 56	Specific Community measures	16,000	-	0,00	16,000		
	REGIONAL FUND - TOTAL	339,044	176,771	52,14	162,273	1.132,866	953,022

(1) Taking into account sums which may be released and adjustments due to changes in the ECU rates.

COMMISSION OF THE EUROPEAN COMMUNITIES

Single Accounting Centre XIX-C-3

SUMMARY TABLE OF THE UTILIZATION OF APPROPRIATIONS
CARRIED OVER FROM 1979 TO 1980 IN SECTION (COMMISSION) OF
THE GENERAL BUDGET AS AT 30 SEPTEMBER 1980

million ECU

Budgetary classification	Heading	Automatic carryovers	Payments		Remainder	Non-automatic carryovers	Commitments		Payments		Appropriations available
			Amount	%			Amount	%	Amount	%	
		1	2	3	4	5	6	7	8	9	10
TITLE 5	SOCIAL AND REGIONAL FUNDS										
Chapter 57	Measures to reduce economic disparities in the Community in the context of the EMS	72,042	70,779	98,25	1,263						
Chapter 59	Aid to disaster victims in the Community	-	-	-	-	1,200	1,200	100,00	1,200	100,00	-
	TITLE 5 - TOTAL	72,042	70,779	98,25	1,263	1,200	1,200	100,00	1,200	100,00	-

COMMISSION OF THE EUROPEAN COMMUNITIES

Single Accounting Centre XII-C-3

SUMMARY TABLE OF THE UTILIZATION OF APPROPRIATIONS
CARRIED OVER FROM 1979 TO 1980 IN SECTION III (COMMISSION) OF
THE GENERAL BUDGET AS AT 30 SEPTEMBER 1980

million ECU

Budgetary classification	Heading	Automatic carryovers		Payments		Remainder	Non-automatic carryovers	Commitments		Payments		Approps available
		1	22,533	Amount	%			Amount	%	Amount	%	
Chapter 33	Community aid to the Friuli disaster area	1	22,533	2,724	12.09	19,809	5	6	7	8	9	10

COMMISSION OF THE EUROPEAN COMMUNITIES
Single Accounting Centre XII-C-3

SUMMARY TABLE OF THE UTILIZATION OF APPROPRIATIONS
CARRIED OVER FROM 1979 TO 1980 IN SECTION III (COMMISSION) OF
THE GENERAL BUDGET AS AT 30 SEPTEMBER 1980

million ECU

Budgetary classification	Heading	Appropriations for payment carried over automatically	Payments		Appropriations for payment available	EB: Commitments from years prior to 1979 still to be settled	
			Amount	X		as at 31.12.1979	as at 30.9.1980
			2	3	4	5	6
TITLE 8	EUROPEAN AGRICULTURAL GUIDANCE AND GUARANTEE FUND						
	Guidance Section and fisheries policy						
Chapter 80	Projects for the improvement of agricultural structures under Article 13 of Regulation No 17/64/EEC	49,000	34,000	69,39	15,000	460,813	386,025
Chapter 81	General socio-structural measures	17,352	2,168	12,49	15,184	-	-
Chapter 82	Measures to assist less-favoured areas	64,533	14,812	22,95	49,721	4,130	4,111
Chapter 83	Structural measures relating to the common organisations of the market	67,032	36,786	54,88	30,246	-	-
Chapter 86	Common measures to improve fisheries structures	15,100	5,463	36,18	9,637	4,378	2,166
Chapter 87	Specific measures in the fisheries sector	10,249	-	0,00	10,249	-	-
	TITLE 8 (differentiated appropriations) - TOTAL	223,267	93,230	41,76	130,037	469,321	392,302

(1) Taking into account sums which may be released and adjustments due to changes in ECU rates.

COMMISSION OF THE EUROPEAN COMMUNITIES
 Single Accounting Centre XIX-C-3

SUMMARY TABLE OF THE UTILIZATION OF APPROPRIATIONS
 CARRIED OVER FROM 1979 TO 1980 IN SECTION III (COMMISSION) OF
 THE GENERAL BUDGET AS AT 30 SEPTEMBER 1980

million ECU

Budgetary classification	Heading	Automatic carryovers		Payments		Remainder	Non-automatic carryovers	Commitments		Payments		Appropr. available
		1	2	Amount	%			Amount	%	Amount	%	
TITLE 8	EUROPEAN AGRICULTURAL GUIDANCE AND GUARANTEE FUND											
	Guidance Section and fisheries policy											
	<u>NON-DIFFERENTIATED APPROPRIATIONS</u>											
Chapter 89	Community responsibility for certain financial obligations arising from agreements on fishing rights in non-Community waters						0,560		0,00			0,560

COMMISSION OF THE EUROPEAN COMMUNITIES
Single Accounting Centre XII-C-3

SUMMARY TABLE OF THE UTILIZATION OF APPROPRIATIONS
CARRIED OVER FROM 1979 TO 1980 IN SECTION III (COMMISSION) OF
THE GENERAL BUDGET AS AT 30 SEPTEMBER 1980

million ECU

Budgetary classification	Heading	Automatic carryovers		Payments		Remainder	Non-automatic carryovers	Commitments		Payments		Approps available
		1	2	3	4			5	6	7	8	
TITLE 8	EUROPEAN AGRICULTURAL GUIDANCE AND GUARANTEE FUND											
	Guidance Section											
	Appropriations from years prior to 1977											
Chapter 80	Projects for the improvement of agricultural structures under Article 13 of Regulation No 17/64/EEC	267,423 (1)	48,674	18,20	218,749	167,482 (2)	167,482 (2)	100,00	26,871	16,04		
Chapter 83	Common measures in particular sectors	0,342	0,340	99,42	0,002	0,126	0,126	100,00	-	0,00		
	TITLE 8 - TOTAL (appropriations from years prior to 1977)	267,765	49,014	18,30	218,751	167,608	167,608	100,00	26,871	16,03		

(1) Of this amount, 16,175 m ECU were reutilised pursuant to Council Regulation (EEC) No 3171/75.
(2) Of this amount, 43,171 m ECU were reutilised pursuant to Council Regulation (EEC) No 3171/75.

COMMISSION OF THE EUROPEAN COMMUNITIES

Single Accounting Centre XIX-C-3

SUMMARY TABLE OF THE UTILIZATION OF APPROPRIATIONS CARRIED OVER FROM 1979 TO 1980 IN SECTION III (COMMISSION) OF THE GENERAL BUDGET AS AT 30 SEPTEMBER 1980

million ECU

Budgetary classification	Heading	Appropriations for payment carried over automatically		Payments		Appropriations for payment available	EB: Commitments from years prior to 1979 still to be settled	
		1	2	3	4		5	6
TITLE 9	COOPERATION WITH DEVELOPING COUNTRIES							
	<u>Differentiated appropriations</u>							
Chapter 93	Cooperation with non-associated developing countries	57,839	22,538	38,97		35,301	173,214	151,374
Chapter 94	Specific measures for cooperation with developing countries	-	-	-		-	10,241	5,789
Chapter 96	Cooperation with non-member countries	103,896	11,100	10,68		92,796	146,789	136,382
	TITLE 9 (differentiated appropriations) - TOTAL	161,736	33,638	20,80		128,097	330,244	293,544

(1) Taking into account sums which may be released and adjustments due to changes in the ECU rates.

COMMISSION OF THE EUROPEAN COMMUNITIES

Single Accounting Centre XIX-C-3

SUMMARY TABLE OF THE UTILIZATION OF APPROPRIATIONS
CARRIED OVER FROM 1979 TO 1980 IN SECTION III (COMMISSION) OF
THE GENERAL BUDGET AS AT 30 SEPTEMBER 1980

- 147 - 118'

million ECU

Budgetary classification	Heading	Automatic carryovers		Payments		Remainder	Non-automatic carryovers	Commitments		Payments		Approps available
		1	2	3	4			5	6	7	8	
TITLE 9	COOPERATION WITH DEVELOPING COUNTRIES AND NON-MEMBER STATES											
	<u>Non-differentiated appropriations</u>											
Chapter 92	Food aid	137,099	137,099 (1)	100,00	-							
Chapter 93	Financial and technical cooperation with non-associated developing countries	0,294	0,203	69,05	0,091							
Chapter 94	Specific measures for cooperation with developing countries	0,813	0,408	50,18	0,405							
Chapter 95	Exceptional measures to assist developing countries and other non-member countries	3,500	2,625	75,00	0,875							
Chapter 96	Cooperation with non-member countries	0,663	-	0,00	0,663		4,008	0,00	-	-	-	4,008
	TITLE 9 (Non-differentiated appropriations) - TOTAL	142,370	140,336	98,57	2,034		4,008	0,00	-	-	-	4,008

(1) Of this amount 120,840 million ECU were advanced to Member States.

Effect on own resources of the proposals submitted by the Commission during the third quarter of 1980

The effect of the tariff proposals submitted to the Council by the Commission by 30 September will be to reduce total customs duties by around 54,7 million EUA (as compared with the normal level under the CCT) and agricultural levies by 79,2 million EUA.

Bearing in mind that certain existing preferential arrangements are to be renewed, the net reduction will be 7,2 million EUA for customs duties and 23 million EUA for agricultural levies.

· BREAKDOWN OF PROPOSALS BY LEGAL BASIS						
Articles(s) of EEC Treaty	28	43	113	43 and 113	Others	Total
No of props	3	3	29	5	8	48

Financial implications (million EUA)								
	1980		1980-81(1)		1981		1982	
Number of proposals involved (2)	6		7		37		1	
	CD(3)	AL(4)	CD	AL	CD	AL	CD	AL
Financial effect as compared with CCT arrangements	-7,81	-27,5	-0,87	-	-46,05	-105,7	-	+54(5)
Net financial effect, taking into account existing arrangements	-2,6	-27,5	-	-	-4,62	-49,5	-	+54(5)

The figures given here are no more than estimates giving an approximate indication of the overall effect of the commercial and agricultural policies on own resources and must therefore be read with the reservations in the Report on the Financial Situation of the European Communities on 31 March 1980.

- (1) This column shows the estimated financial effects of measures applied over a period not coinciding with the financial year, where such effects, being felt partly in 1980 and partly in 1981, could not be entered separately for each year.
- (2) Two of the proposals included here apply to both 1980 and 1981 and one other applies to 1981 and 1982. These three proposals therefore appear in the table twice.
- (3) Customs duties.
- (4) Agricultural levies.
- (5) The positive figure here is the result of the proposed Community policy on sugar from 1 July 1981, which, in view of the delay in payment of the levies, will not make itself fully felt until 1982.