



Special Eurobarometer 514

Justice, Rights and Values

Summary

Fieldwork: March - April 2021

Survey conducted by Kantar on behalf of Kantar Belgium
at the request of the European Commission, Directorate-General for Justice and Consumers

Survey coordinated by the European Commission, Directorate-General for Communication
(DG COMM “Media monitoring and Eurobarometer” Unit))

| | |
|-------------------------|---|
| Project title | Special Eurobarometer 514 “Justice, Rights and Values” |
| Language version | EN |
| Catalogue number | DS-09-21-136-EN-N |
| ISBN | 978-92-76-19885-7 |

doi:10.2838/3

© European Union, 2020

<https://www.europa.eu/eurobarometer>

Photo credit: Getty Images

TABLE OF CONTENTS

| | |
|---|-----------|
| INTRODUCTION | 4 |
| I. EUROPEANS' PERCEPTIONS ON THE EU'S FUNDAMENTAL VALUES | 7 |
| 1.1 Perceived level of information on the rule of law in the EU | 8 |
| 1.2 Europeans' agreement on the protection of EU core values | 9 |
| 1.3 Europeans' participation in social and political activities | 10 |
| 1.4 Awareness of recent history shared with other European countries | 11 |
| II. EUROPEANS' AWARENESS OF EU LEGISLATION ON JUSTICE, RIGHTS AND VALUES | 12 |
| III. EUROPEANS' LEVEL OF INFORMATION ON AWARENESS-RAISING EVENTS AT EU LEVEL | 15 |
| IV. EUROPEANS' AWARENESS OF DIFFERENT EU INITIATIVES AND TOOLS | 18 |
| V. EUROPEANS' AWARENESS OF EU FUNDS | 21 |
| 5.1 Under the Citizens, Equality, Rights and Values programme | 22 |
| 5.2 Under the Justice programme | 22 |
| CONCLUSION | 23 |

INTRODUCTION



Special Eurobarometer 514 Justice, Rights and Values March – April 2021

The European Union aims at promoting peace and the well-being of its people. It is founded on common values encompassing in particular fundamental rights, non-discrimination and equality, anti-racism and tolerance, the respect for human dignity, the rule of law and the independence of the judiciary, a vibrant civil society and citizen participation in democratic life. To promote rights and Union values, the EU has used several instruments combined in a policy mix: legislation, policy development and implementation as well as funding. Thanks to this policy mix progress is visible across Europe: increased awareness among people about their rights, their common history, increased female employment rate, promotion and protection of the rights of the children, enhanced democratic and civic participation of citizens at Union level. As a result of EU legislation, people can rely on a set of rights all across the EU and can count on an independent and effective justice system and the respect of the rule of law.

Despite all these achievements and progress, the past years, have shown that our societies are experiencing persistent inequalities, growing intolerance, racism and discrimination. Our democracies are facing new challenges ranging from rising extremism and polarisation, election interference, the spread of manipulative disinformation and threats against minorities, journalists and civil society. To live up to its vocation, the European Union needs to remember and learn from its history and to involve people in strengthening democratic societies. Yet emerging movements challenge the idea of open, inclusive, cohesive and democratic societies and threaten the enjoyment of rights and civic participation. There is a strong demand from the ground to support civil society organisations, rights defenders and other stakeholders active at all levels, in promoting a culture of values in the EU, based on fundamental rights, democracy and the rule of law.

As part of the EU long-term budget for 2021 – 2027, the Citizens, Equality, Rights and Values programme and the Justice programme were adopted on 28 April 2021 with a total budget of 1.8 billion Euros. The Citizens, Equality, Rights and Values programme aims to promote the EU's core values and rights, such as non-discrimination, equality, children's rights, and the prevention and combating of violence against women and other vulnerable groups. It will also support citizen's participation in democratic and civic life and in projects that raise awareness of European history and culture. The Justice programme aims at developing an integrated European justice area based on the rule of law, mutual recognition and mutual trust.

This Eurobarometer aims at giving a snapshot of EU citizen's perception of the values promoted by these programmes and of EU citizen's awareness of the different instruments used to promote and protect rights and values.

The first part of this survey focuses on the extent to which EU citizens feel informed about the rule of law, both in their own country, and other EU Member States, and the extent to which they think the rule of law and other core values of the EU, such as fundamental rights and democracy are protected.

Given the important role of citizen participation in social and political activities in the upkeep of democracy, fundamental rights, and the rule of law, respondents were asked about their

involvement in various civic duties like voting in local, national, or EU elections, seeking information about and speaking out on current issues, in particular through social media, volunteering and involvement in local initiatives, NGOs, civil society organisations, trade unions, or political parties.

The next section of this survey explores another indicator of social cohesion: the awareness of the recent history a country shares with other European countries, either within or outside the European Union.

The survey also investigates the extent to which EU citizens are aware of certain pieces of EU legislation on justice, rights, and values, such as the Charter of Fundamental Rights of the EU, Work-life balance legislation, Equal treatment in employment and occupation legislation, the Racial equality framework, Victims' rights legislation, GDPR, the Rights of EU citizens to freely reside anywhere within the EU, and the Framework Decision on combating certain forms and expressions of racism and xenophobia by means of criminal law.

Respondents were also asked about their knowledge of EU events promoting justice, rights, and fundamental values, such as the annual Europride event, the EU Roma week, the Access City Award for people with disabilities, and Equal Pay Day to promote gender equality in remuneration.

The survey further explores EU citizens' awareness of various tools and initiatives that have been developed by the EU in the furtherance of justice, rights, and fundamental values. In particular, they were asked to what extent they were aware of the Code of conduct on countering illegal hate speech online, the European Disability Card to ensure equal access to services for people with disabilities, the e-Justice portal, the EU Justice Scoreboard, and the European Citizens' Initiative.

Finally, respondents were asked about their knowledge of the Citizens, Equality, Rights and Values funding programme aimed at promoting the EU's core values and rights, supporting citizen participation in democratic and civic endeavours, and projects raising awareness on European history and culture. Finally, EU citizens were asked whether they knew about funding opportunities through the Justice programme, which is aimed at developing an integrated European justice area based on the rule of law, mutual recognition and mutual trust.

Special Eurobarometer 514
Justice, Rights and Values
March – April 2021

This survey was carried out by the Kantar network in the 27 EU Member States between 16 March and 12 April 2021. Some 26,669 respondents from different social and demographic groups were interviewed in their mother tongue. This survey was commissioned by the European Commission, Directorate General for Justice and Consumers (DG JUST) in the framework of the Justice programme and the Citizens, Equality, Rights and Values programme (2021-2027).

We would like to thank all respondents in Europe who took the time to take part in this survey.

Without their active participation, this survey would not have been possible.

The methodology used is that of Eurobarometer surveys as carried out for the Directorate-General for Communication (“Media monitoring and analysis” Unit). However, in order to run fieldwork during the COVID pandemic, it was necessary to change the methodology in some countries (total or partial online interviews in some countries). A technical note on the way the interviews were conducted by the institutes within the Kantar network is annexed to this summary. Also included are the interview methods and confidence intervals.

Note: In this summary, Member States are referred to by their official abbreviation, as listed below:

| | | | |
|--|-----|-------------|------|
| Belgium | BE | Lithuania | LT |
| Bulgaria | BG | Luxembourg | LU |
| Czechia | CZ | Hungary | HU |
| Denmark | DK | Malta | MT |
| Germany | DE | Netherlands | NL |
| Estonia | EE | Austria | AT |
| Ireland | IE | Poland | PL |
| Greece | EL | Portugal | PT |
| Spain | ES | Romania | RO |
| France | EN | Slovenia | SI |
| Croatia | HR | Slovakia | SK |
| Italy | IT | Finland | FI |
| Republic of Cyprus* | CY* | Sweden | SE |
| Latvia | LV | | |
| European Union - weighted average for the 27 Member States of the European Union | | | EU27 |

* Cyprus as a whole is one of the 27 European Union Member States. However, the “acquis communautaire” has been suspended in the part of the country which is not controlled by the government of the Republic of Cyprus. For practical reasons, only the interviews carried out in the part of the country controlled by the government of the Republic of Cyprus are included in the “CY” category and in the EU27 average.

I. EUROPEANS' PERCEPTIONS ON THE EU'S FUNDAMENTAL VALUES



1.1 Perceived level of information on the rule of law in the EU

More than half of Europeans feel well-informed about the rule of law in their own country, while nearly three in ten feel well-informed about the rule of law in other EU countries.

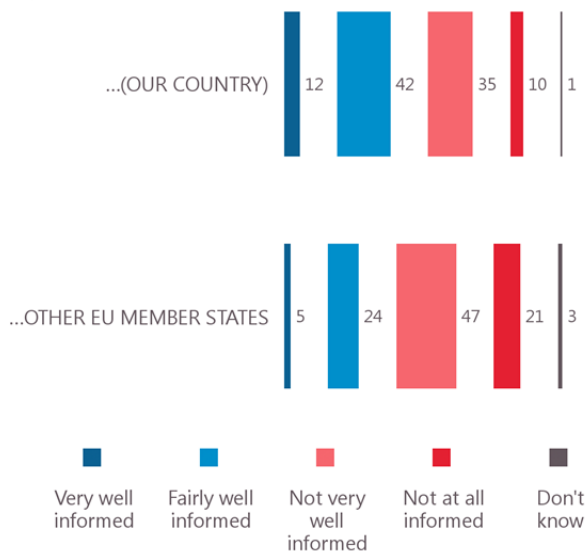
When asked to what extent they feel well-informed or not about the rule of law in their own country and other EU Member States¹, respondents provided the following answers:

- More than half of Europeans (54%) say they feel **well-informed about the rule of law in their own country**, with 12% feeling very well-informed and 42% feeling fairly well-informed. Around a third (35%) of EU citizens do not feel very well-informed about the rule of law in their own country, while one in ten do not feel informed about this subject at all.
- **Awareness about the rule of law in other EU countries** is markedly lower. Close to a third of respondents (29%) feel well-informed about the rule of law in other EU countries, including 5% who feel very well-informed and around one in four (24%) who feel fairly well-informed in this regard.
- A majority of respondents (68%) do not feel well-informed about this subject, including just above one in five (21%) who do not feel informed at all.

In 18 EU Member States, more than half of the respondents indicate feeling **well-informed about the rule of law in their own country**. In five countries, more than 20% of respondents indicate feeling very well-informed about the rule of law in their own country, most notably Denmark (26%), Austria (23%), as well as the Netherlands, Sweden and Ireland (20%).

- Respondents in Poland (54%), Ireland (42%) and Austria (37%) are most likely to respond that they feel well-informed about the rule of law in other Member States. In two EU Member States, just over one in ten respondents indicates feeling very well-informed about the rule of law in other EU countries, notably Austria and Poland (both 11%).

QC1 To what extent do you feel well informed or not about the rule of law in ...?
 (% - EU27)



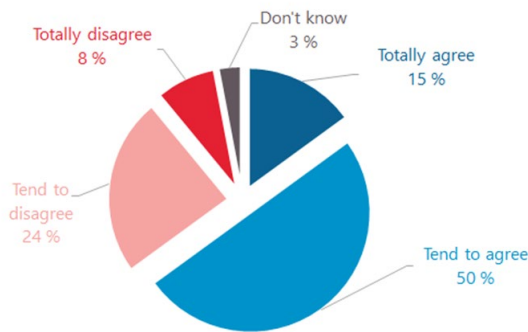
¹ QC1. To what extent do you feel well-informed or not about the rule of law in ... (OUR COUNTRY)/... other EU Member States?

1.2 Europeans' agreement on the protection of EU core values

About two thirds of EU citizens agree that the core values of the EU are well protected in their own country

Respondents were asked about their confidence in the protection of core values of the EU, such as fundamental rights, democracy and the rule of law, in their country². Across the EU, 65% of respondents agree that the core values of the EU are well protected, with 15% of them totally in agreement. Half of all respondents tend to agree with this statement. Close to one in four (24%) tends to disagree that the core values of the EU are well protected in their own country, while 8% disagree entirely.

QC2 To what extent do you agree or not with the following statement: the core values of the EU, such as fundamental rights, democracy and the rule of law are well protected in (OUR COUNTRY)? (% - EU)



(Mar/Apr 2021)

In 20 countries, at least half of all respondents agree that the core values of the EU are well protected in their own country, while in ten countries, more than 70% feel that way, with the highest levels of agreement noted among respondents in Sweden (91%), Luxembourg (90%), and Denmark (87%). Respondents in Bulgaria (34%), Slovenia (36%), and Greece (42%) are least likely to support this statement.

² QC2. To what extent do you agree or not with the following statement: the core values of the EU, such as fundamental rights,

democracy and the rule of law are well protected in (OUR COUNTRY)?

1.3 Europeans' participation in social and political activities

Three quarters of EU citizens indicate voting in local, national or European elections

Respondents were asked to select the social and political activities they engage in. Choosing any number of items from a list of seven³, respondents provided the following answers:

Across the EU, **voting in local, national, or European elections** is the top most frequently mentioned activity by respondents, mentioned by three quarters of respondents.

As second most frequently selected activity, more than a third (35%) mention **obtaining information on current issues on online social networks**, followed by **taking part in**

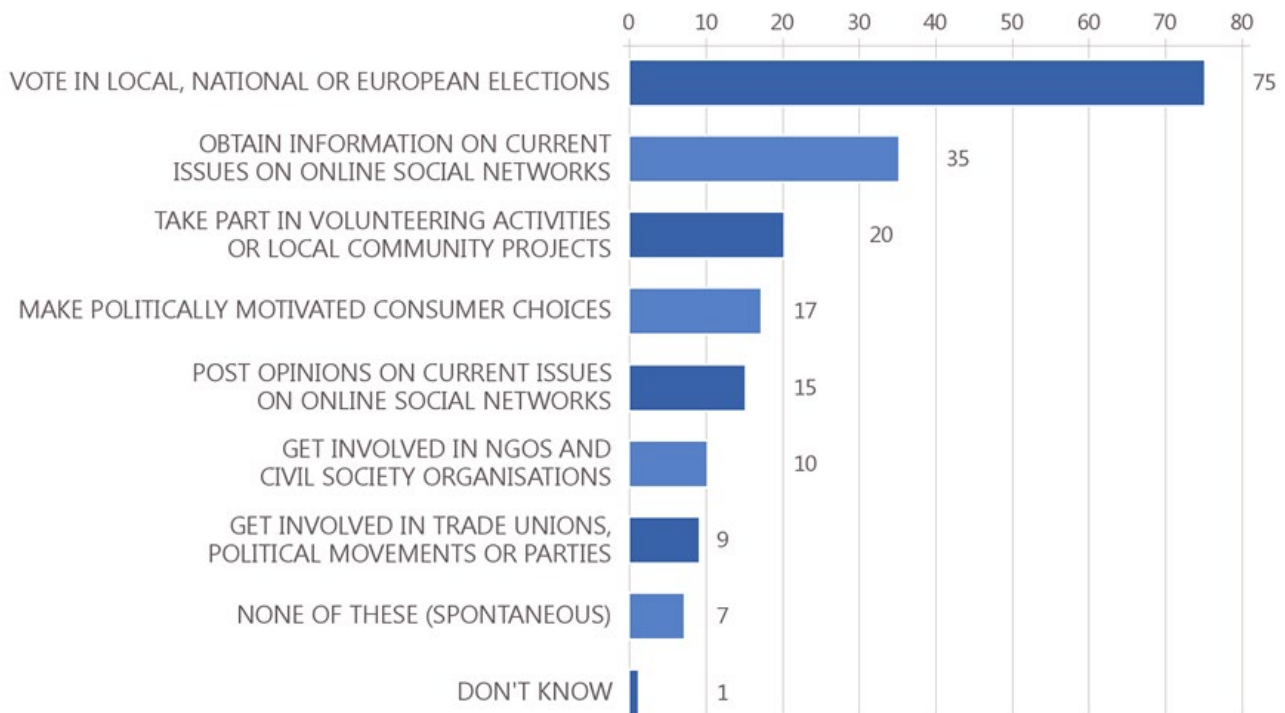
volunteering activities or local community projects, mentioned by one in five EU citizens.

Close to a fifth of respondents (17%) mention **making politically motivated consumer choices**. 15% mention **posting opinions on current issues on online social media networks**.

One in ten EU citizens mention **getting involved in NGOs and civil society organisations**, while close to the same percentage (9%) mention **getting involved in trade unions, political movements or parties**. 7% mention engaging in none of the above-mentioned activities.

Respondents are as a whole more than twice as likely to obtain information on current issues on online social networks than they are to post opinions on current issues on social media networks (35% vs 15%).

QC3 Do you do any of the following? Please select all that apply. (MULTIPLE ANSWERS POSSIBLE)
 (% - EU27)



Most likely to vote in local, national or European elections are respondents in Estonia (91%), Czechia and Denmark (both 89%), and Belgium, Greece, the Netherlands, and Sweden (88% all).

Respondents are more likely to obtain information on current issues on online social media in Portugal (59%), Lithuania and Estonia (both 57%), and the Netherlands and Czechia (both 55%), and least likely to do so in Romania (13%), Poland (18%), and Croatia and Bulgaria (both 19%).

The highest proportions of EU citizens taking part in volunteering activities or local community projects are found in Portugal (46%), Ireland (44%), and Belgium (35%), with respondents less likely to participate in these sorts of activities in Bulgaria and Hungary (both 7%), Romania (8%), and Spain (9%).

The overall high level of voting in local, national or European elections is noteworthy, despite compulsory voting being limited to six EU Member States, namely Belgium, Austria, Cyprus, Greece, Italy, Luxembourg. Equally of note is that the average proportion of respondents indicating voting in local, national or European elections in these countries is 75%. The average in countries where voting is not compulsory is 78%.

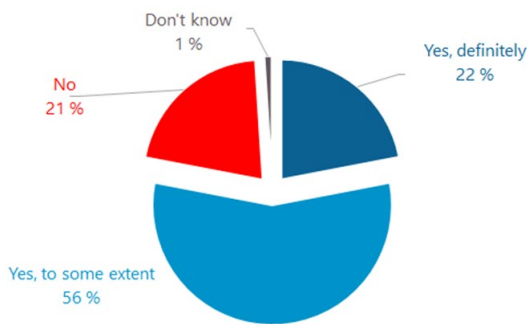
³ QC3. Do you do any of the following? Please select all that apply. (MULTIPLE ANSWERS POSSIBLE)

1.4 Awareness of recent history shared with other European countries

A large majority of EU citizens indicate being aware of the recent history their country shares with European countries, either within or outside the EU

Respondents were asked about their awareness of the recent history that their country shares with other European countries, within or outside the EU⁴. Close to eight in ten of Europeans (78%) indicate being aware of this history, including around a fifth of respondents (22%) who indicate being definitely aware and over half of respondents (56%) who indicate being aware to some extent. 21% of respondents say that they are not aware of it.

QC4 Are you aware of the recent history [OUR COUNTRY] shares with European countries, either within or outside the EU? By recent history we mean the history of the 20th and 21st centuries. (% - EU)




(Mar/Apr 2021)

In 17 EU countries, 80% or more respondents indicate being aware of their country's shared history with other European countries, either within or outside the EU, with respondents in Czechia (96%) indicating the highest level of awareness, followed by Germany (92%), and Finland and Sweden (both 91%). The lowest proportion of EU citizens indicating awareness on this subject are in Italy (60%), Malta (61%), and Cyprus (65%).

⁴QC4. Are you aware of the recent history your country shares with European countries, either within or outside the EU? By recent history we mean the history of the 20th and 21st centuries.

II. EUROPEANS' AWARENESS OF EU LEGISLATION ON JUSTICE, RIGHTS AND VALUES



Special Eurobarometer 514
Europeans' perceptions on the EU's fundamental values
March - April 2021

More than six in ten Europeans indicate having heard, read or seen something about each of the eight EU legislations tested⁵; Rights of EU citizens to reside freely within the EU (82%), Equal treatment in employment (78%) and GDPR (77%) are the most commonly recognised legislations.

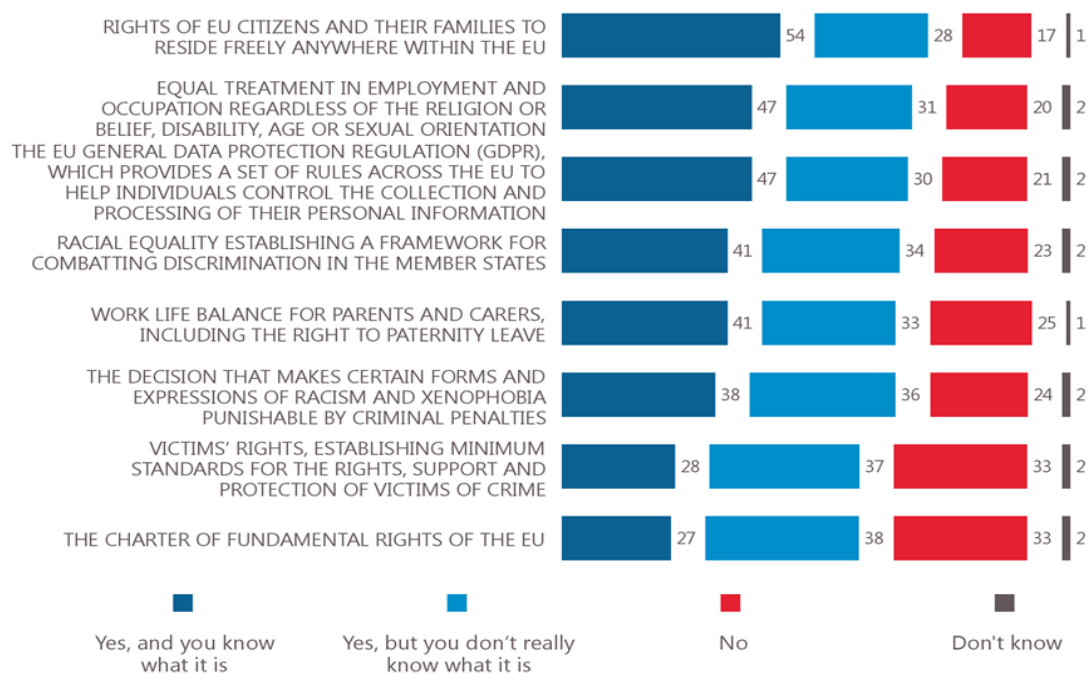
Respondents were asked whether they had heard, read or seen anything about different EU legislations⁶ and they provided the following answers:

- More than eight in ten respondents (82%) across the EU indicate having heard of legislation concerning **'the Rights of EU citizens and their families to reside freely anywhere within the EU'**, including more than half (54%) who also know what it is.
- More than three-quarters of Europeans (78%) indicate being aware of legislation concerning the **'Equal treatment in employment and occupation regardless of the religion or belief, disability, age or sexual orientation'**, including close to half of respondents (47%) who indicate they know what it is.
- More than three in four respondents across the EU (77%, +10 percentage points since 2019) indicate having heard of the **'EU General Data Protection Regulation'**, including almost half (47%, +11 percentage point since 2019) who know what it is.
- Three in four respondents indicate being aware of legislation on **'Racial equality establishing a framework for combatting discrimination in the Member States'**,

including 41% of EU respondents who also know what it entails. Less than a quarter of Europeans (23%) indicate never having heard of this legislation.

- Close to three in four (74%) respondents indicate having heard, read or seen information about legislation concerning **'Work life balance for parents and carers, including the right to paternity leave'**, with more than four in ten (41%) of respondents indicating they know what it is.
- Close to three in four (74%) respondents indicate having heard of the **EU Framework Decision combating certain forms and expressions of racism and xenophobia by means of criminal law**, including 38% who also know what it is. Over one in three (36%) EU respondents have heard of the Framework Decision, but do not really know what it is.
- Across the EU, a majority (65%) of respondents indicate having heard of legislation on **'Victims' rights, establishing minimum standards for the rights, support and protection of victims of crime'**, including 37% of all respondents who have heard of it, but do not really know what it is.
- Close to two thirds (65%, +23 percentage points since 2019) of respondents indicate being aware of **'the Charter of Fundamental Rights of the EU'** including close to four in ten (38%, +8 pp) of all respondents who have heard of the Charter, but do not really know what it is.

QC5 Have you ever heard, read or seen anything about the following EU legislation?
 (% - EU27)



⁵More than six in ten (65%) is the lowest values among the 8 pieces of legislation tested. The average value is 74%.

⁶QC5. Have you ever heard, read or seen anything about the following EU legislation?

Special Eurobarometer 514
Europeans' perceptions on the EU's fundamental values
March - April 2021

- In 21 EU Member States more than eight in ten respondents indicate awareness on the legislation on **Rights of EU citizens and their families to reside freely anywhere within the EU**, with respondents in Sweden (96%) most likely to be aware of it, followed by Ireland (95%), and Luxembourg and Czechia (both 94%), while respondents in Italy (73%) are least likely to have heard of the Right of EU citizens and their families to reside freely anywhere within the EU, followed by France and Bulgaria (both 74%), and Poland (76%).
- 83% of respondents in Czechia, 73% in Finland, and 72% in Ireland have heard of **EU legislation on Equal treatment in employment and occupation regardless of the religion or belief, disability, age or sexual orientation** and also know what it is. Respondents in Bulgaria (26%), Hungary (30%), and Romania and Italy (both 33%) are least likely to indicate having heard of EU legislation on Equal treatment in employment and occupation regardless of the religion or belief, disability, age or sexual orientation and also knowing what it entails.
- In 24 Member States, more than seven in ten respondents indicate being aware of the **GDPR legislation**, with respondents in Czechia (97%) being the most likely to indicate awareness on this topic, followed by Ireland (95%) and Sweden (95%), and Portugal (94%), while respondents in Bulgaria (64%) are least likely to have heard of the GDPR legislation, followed by Italy (66%), and France (67%).

III. EUROPEANS' LEVEL OF INFORMATION ON AWARENESS- RAISING EVENTS AT EU LEVEL



Special Eurobarometer 514
Europeans' perceptions on the EU's fundamental values
March – April 2021

Respondents were asked whether they had heard, read or seen anything about Europride⁷, EU Roma week⁸, the Access City Award⁹ and Equal Pay Day¹⁰.

At least three in ten Europeans (32%) have heard, read or seen something about each of the four awareness-raising events tested¹¹; Just over half of respondents (51%) indicate having heard of Equal Pay Day. About the same percentage (50%) are aware of Europride. The Access City Award and EU Roma week are less well known with respectively 39% and 32% of respondents indicating that they have heard of them.

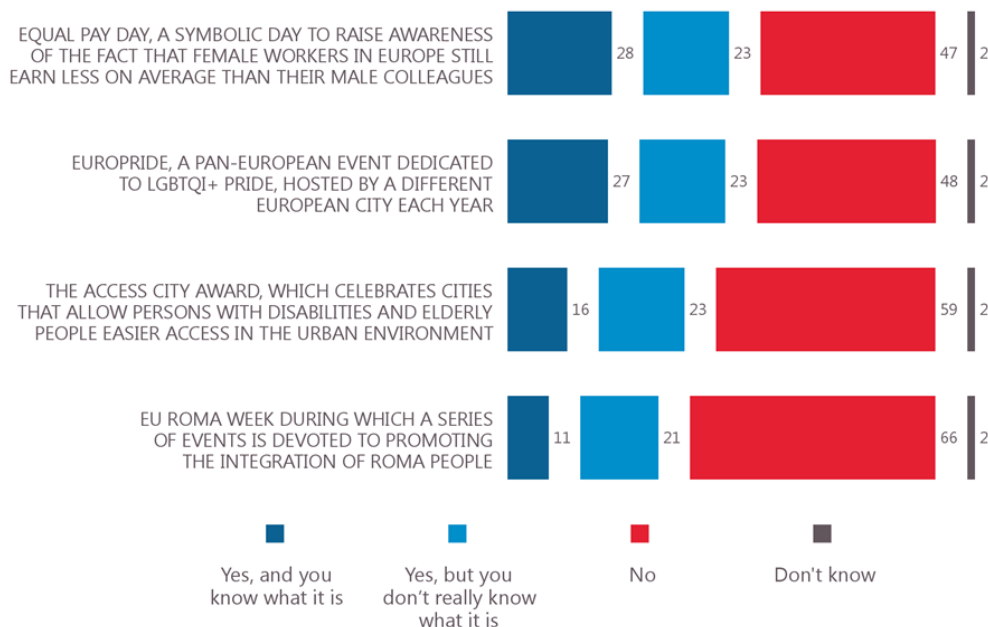
When asked whether they have heard, read, or seen anything about each of the four awareness-raising events, respondents answered the following:

- Of the four awareness-raising events, **Equal Pay Day, a symbolic day to raise awareness of the fact that female workers in Europe still earn less on average than their male colleagues**, is the best known among correspondents. About half (51%) of EU citizens indicate having heard of it, while slightly less than half (47%) are not aware of it. More than one in four (28%) have heard of Equal Pay Day and also know what it is, whereas slightly less than one in four (23%) have heard of it, but do not really know what it is.

Half of respondents indicate have heard of **Europride, a pan-European event dedicated to LGBTQI+ pride, hosted by a different European city each year**, while almost half (48%) haven't. More than one in four (27%) respondents have heard of Europride and know what it entails, while close to one in four (23%) have heard of it, but do not really know what it is.

- 39% of respondents indicate having heard of the **Access City Award, which celebrates cities that allow persons with disabilities and elderly people easier access in the urban environment**. A majority (59%) of respondents are not aware of it. 16% have heard of it and also know what it is, while close to one in four (23%) respondents have heard of it, but do not really know what it is.
- Nearly a third (32%) indicate that they have heard of **EU Roma week, during which a series of events is devoted to promoting the integration of Roma people**. Two thirds of EU respondents indicate that they have not heard of it. About one in ten (11%) have heard of EU Roma week and also know what it is. More than one in five (21%) have heard of it, but do not really know what it is.

QC6 Have you ever heard, read or seen anything about the following awareness-raising events? (% - EU27)



⁷ QC6.1. Have you ever heard, read or seen anything about the following awareness-raising events? Europride, a pan-European event dedicated to LGBTQI+ pride, hosted by a different European city each year

⁸ QC6.2. Have you ever heard, read or seen anything about the following awareness-raising events? EU Roma week during which a series of events is devoted to promoting the integration of Roma people

⁹ QC6.3. Have you ever heard, read or seen anything about the following awareness-raising events? The Access City Award,

which celebrates cities that allow persons with disabilities and elderly people easier access in the urban environment

¹⁰ QC6.4. Have you ever heard, read or seen anything about the following awareness-raising events? Equal Pay Day, a symbolic day to raise awareness of the fact that female workers in Europe still earn less on average than their male colleagues

¹¹ 32% is the lowest value among the four awareness-raising events tested. The average value is 43%.

Special Eurobarometer 514
Europeans' perceptions on the EU's fundamental values
March – April 2021

Respondents in Belgium (77%) are most likely to have heard of **Equal Pay Day**, followed by Czechia (68%), and Cyprus and Lithuania (both 66%). Respondents in Bulgaria (24%) are least likely to have heard of this event, followed by Poland and Romania (both 39%), and Hungary (42%).

Respondents in Malta (82%) are most likely to be aware of **Europride**, followed by Portugal (77%), and Slovakia, Latvia, and Czechia (75% all), whereas respondents in Bulgaria (25%) are least likely to have heard of these events, followed by Germany (34%) and Romania (40%).

IV. EUROPEANS' AWARENESS OF DIFFERENT EU INITIATIVES AND TOOLS



Special Eurobarometer 514
Europeans' perceptions on the EU's fundamental values
March – April 2021

Respondents were asked whether they had heard, read or seen anything about these different EU initiatives, and if so, if or not they also knew what it was¹².

At least tree in ten Europeans have heard, read or seen something about each of the five EU initiatives and tools mentioned¹³. More than half of EU citizens (56%) are aware of the Code of conduct for countering illegal hate speech online. Nearly half (48%) have heard of the European Disability Card. 41% of EU citizens are aware of the European Citizens' Initiative. Close to one in three EU citizens have heard of the European e-Justice portal (31%) and of the EU Justice Scoreboard (30%).

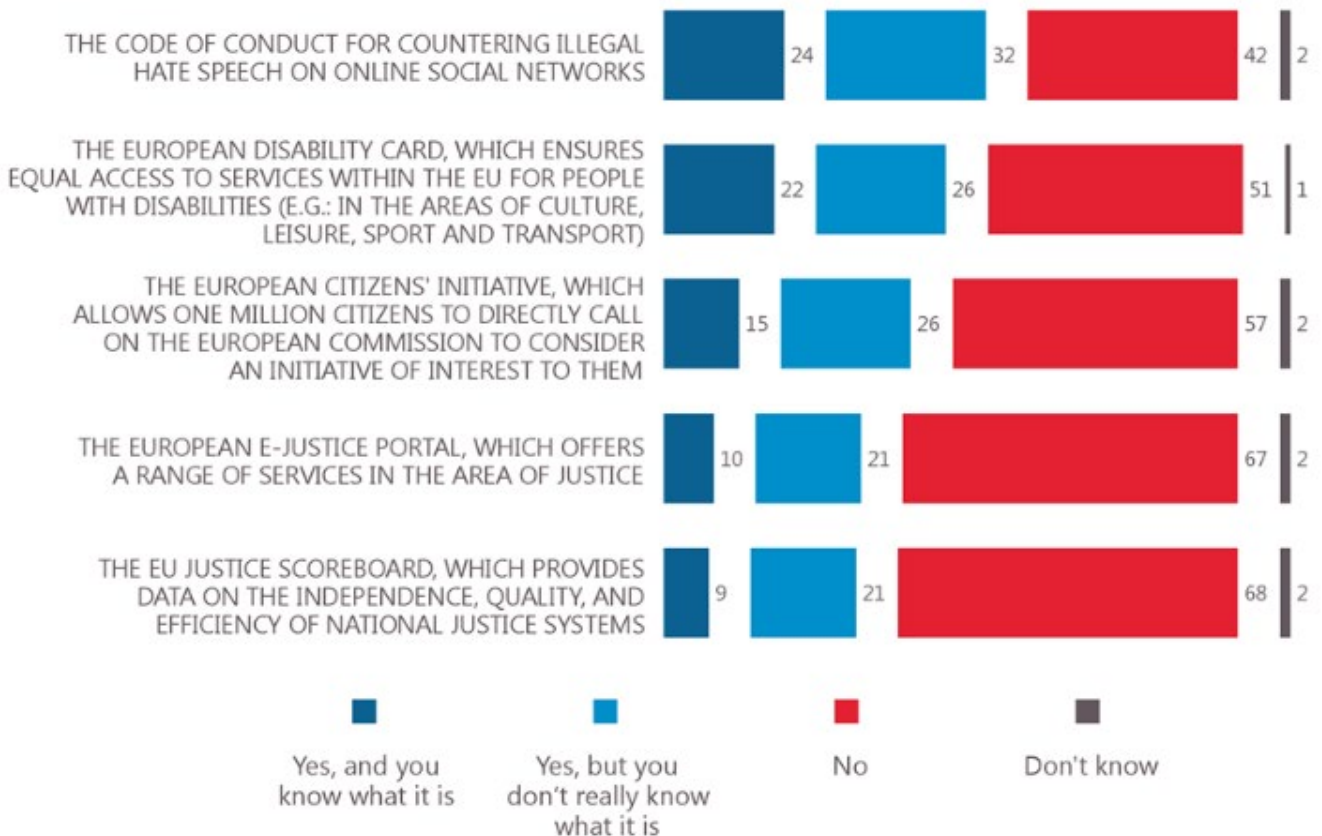
When asked whether they have heard, read, or seen anything about each of the five EU initiatives and tools, respondents provided the following answers.

- Across the EU, 56% of respondents indicate having heard of the **Code of conduct for countering illegal hate speech online**, including close to one in four (24%) who have heard of it and also know what it is.
- Close to half of respondents (48%) are aware of the **European Disability Card, which ensures equal access to services within the EU for people with disabilities** (e.g.: in the areas of culture, leisure, sport and transport). Just over one in five EU

citizens (22%) have heard of the European Disability Card and also know what it is.

- 41% of respondents indicate having heard of the **European Citizens' Initiative, which allows one million citizens to directly call on the European Commission to consider an initiative of interest to them**. 15% indicate having heard of it and also know what it is.
- Close to a third of respondents (31%) indicate having heard of the **European e-Justice portal, which offers a range of services in the area of justice**.
- 30% of Europeans indicate having heard of the **EU Justice Scoreboard, which provides data on the independence, quality, and efficiency of national justice systems**. More than two thirds (68%) indicate that they have not heard of this tool.

QC7 Have you ever heard, read or seen anything about the following initiatives and tools?
 (% - EU27)



¹² QC7 Have you ever heard, read or seen anything about the following initiatives and tools?

¹³ Tree in ten (30%) is the lowest values among the five initiative tested. The average value is 41%.

Special Eurobarometer 514
Europeans' perceptions on the EU's fundamental values
March – April 2021

Respondents in Portugal (70%) are most likely to be aware of the Code of conduct for countering illegal hate speech online, followed by Malta, Hungary, and Luxembourg (67% all) and Slovenia (66%), while respondents in Bulgaria (33%) are least likely to have heard of it, followed by Sweden (39%) and Denmark (44%).

Respondents in Cyprus (73%) are most likely to be aware of the European Disability Card, followed by Malta (67%) and Portugal (65%), while respondents in Sweden (29%) are least likely to have heard of it, followed by Denmark (30%) and Bulgaria (37%).

V. EUROPEANS' AWARENESS OF EU FUNDS



Special Eurobarometer 514
Europeans' perceptions on the EU's fundamental values
March – April 2021

More than a quarter of Europeans¹⁴ have heard of funds available under the Citizens, Equality, Rights and Values Programme (32%) and under the Justice Programme (26%).

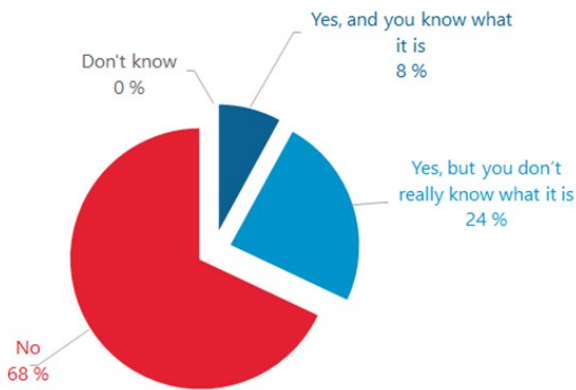
Respondents were asked whether they had heard, read or seen anything about two spending programmes, and if so, whether or not they also knew what they were¹⁵.

5.1 Under the Citizens, Equality, Rights and Values programme

Close to one in three EU citizens are aware of the funds available under the Citizens, Equality, Rights and Values programme

Across the EU, 32% of respondents indicate having heard of the funds available under the Citizens, Equality, Rights and Values programme. Close to one in ten (9%) indicate that they have heard of these funds and also know what they entail. Around one in five (21%) respondents have heard of the funds available under the Citizens, Equality, Rights and Values programme, but do not really know what they entail, whereas more than two thirds (68%) indicate that they have not heard of these funds.

QC8 Have you ever heard, read or seen anything about funds available under the Citizens, Equality, Rights and Values programme before this interview? (% - EU)



(Mar/Apr 2021)

In 14 countries less than a third of respondents have heard of the funds available under the Citizens, Equality, Rights and Values programme. In only three countries more than half indicate the same, namely 58% of respondents in Croatia, 56% in Malta, and 52% in Cyprus. Respondents in Sweden are least likely (17%) to have heard of these funds, followed by 19% in the Netherlands, and 20% in Denmark.

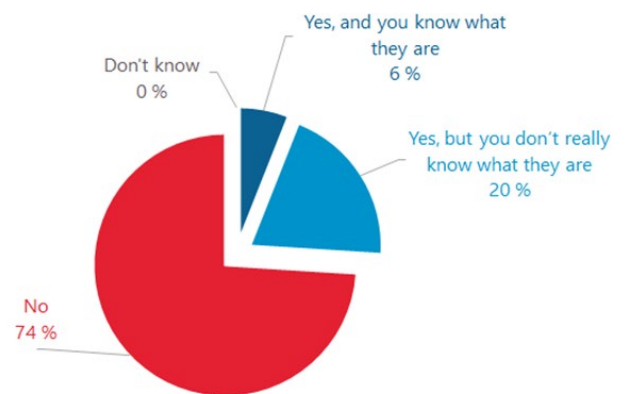
¹⁴ More than a quarter (26%) is the lowest value among the two funds tested. 29% is the average value.

5.2 Under the Justice programme

Around one in four of EU citizens are aware of the funds available under the Justice programme

Across the EU, 26% of respondents indicate having heard of the funds available under the Justice programme. 6% indicate that they have heard of the funds and also know what they are. One in five respondents have heard of the funds, but do not really know what they entail, while close to three in four (74%) indicate that they have not heard of these funds.

QC9 Have you ever heard, read or seen anything about the funds available under the Justice programme before this interview? (% - EU)



(Mar/Apr 2021)

In eight Member States, more than one in three respondents are aware of the funds available under the Justice programme. The highest proportion among respondents can be found in Croatia (47%), Malta (45%), and Cyprus (41%). In ten countries, up to a fifth of respondents are aware of these funds, the lowest proportions found under respondents in Denmark (11%), followed by 16% in Estonia and Finland, and 18% in the Netherlands and France.

¹⁵ QC8. Have you ever heard, read or seen anything about funds available under the Citizens, Equality, Rights and Values programme before this interview?

CONCLUSION



Special Eurobarometer 514
Conclusion
March – April 2021

To promote rights and Union values, the EU uses several instruments combined in a policy mix: legislation, policy development and implementation with notably awareness-raising events, initiatives and tools as well as funding. Thanks to this policy mix progress is visible across Europe: increased awareness among people about their rights, their common history, increased female employment rate, promotion and protection of the rights of the children, enhanced democratic and civic participation of citizens at Union level.

This Eurobarometer aimed at giving a snapshot of EU citizen's perception of the Union values promoted by the Justice and the Citizens, Equality Rights and Values programmes and of EU citizen's awareness of the different instruments used to promote and protect rights and values.

In the first part of this report, we examined Europeans' views on fundamental values at the European level. Across the EU more than half of Europeans (54%) say they feel well-informed about the rule of law in their own country. However, in ten Member States (Bulgaria, Lithuania, France, Latvia, Italy, Spain, Greece, Slovenia, Romania and Cyprus) more than half of the respondents feel not informed about the rule of law in their own country. Less than a third of Europeans (29%) feel well-informed about the rule of law in other EU Member States.

About two thirds of EU citizens (65%) are confident that the core values of the EU are well protected in their own country. However, in seven Member States (Bulgaria, Slovenia, Greece, Latvia, Croatia, Cyprus and Slovakia), at least half of all respondents disagree that the core values of the EU are well protected in their own country.

Europeans' participation in social and political activities is high. Three quarters of EU citizens indicate voting in local, national or European elections. More than one in three obtain information on current issues on online social networks, while one in five takes part in volunteering activities or local community projects.

A large majority of EU citizens (78%) are aware of the recent history their country shares with other European countries. In three Member States only (Italy, Malta and Cyprus) more than a third of the respondents feel not informed.

In the following parts of this report, respondents were asked whether they have heard, read or seen anything about different instruments used to promote and protect Union values and rights: 74% of EU citizens in average indicate being aware of the pieces of legislation tested, while 43 % only have heard, read or seen anything about the awareness raising event tested and 41% when it comes to the tools and initiatives tested. The instrument which appears to be the least known are the fund themselves as only 29% of the EU citizens in average have heard, read or seen anything about the funds available to protect and promote union values and rights.

Going into the details of the EU legislation tested, close to two thirds of EU citizens indicate being aware of the Charter of Fundamental Rights of the EU, an increase of 23 percentage points since 2019. A majority of Europeans are aware of the GDPR legislation, increasing from 67% in 2019 to 77% today. Likewise, a majority of Europeans are aware of the six other pieces of legislation tested.¹⁶

Regarding the four awareness-events tested, over half of EU citizens have heard of the Equal Pay Day, half of EU citizens have heard of Europride, and just over one in three EU citizens are aware of the Access City Award, nearly one in three EU citizens are aware of EU Roma week.

When it comes to the five initiatives and tools tested, more than half of EU citizens have heard of the Code of conduct for countering illegal hate speech on online social networks, with similar proportions indicating awareness on the European Disability Card. 41% of EU citizens are aware of the European Citizens' Initiative, and close to one in three EU citizens have heard of the European e-Justice portal and of the EU Justice Scoreboard.

More than a quarter of Europeans have heard of the funds available under the Citizens, Equality, Rights and Values Programme (32%) and under the Justice Programme (26%)

¹⁶ Legislation on Work life balance for parents and carers, including the right to paternity leave, legislation on the Equal treatment in employment and occupation, regardless of the religion or belief, disability, age or sexual orientation, Legislation on the Racial equality framework for combatting discrimination in the Member

States, legislation on the Victims' rights minimum standards for the rights, support and protection of victims of crime, legislation the Rights of EU citizens and their families to reside freely anywhere within the EU, and the EU Framework Decision on combating racism and xenophobia.

Technical Specifications

Between the 15th March and 14th April 2021, Kantar carried out wave 95.1 of the EUROBAROMETER survey, at the request of the European Commission, Directorate-General for Communication, "Media monitoring and Eurobarometer" Unit.

Wave 95.1 covers the population of the respective nationalities of the European Union Member States, resident in each of the 27 Member States and aged 15 years and over

The basic sample design applied in all countries and territories is a multi-stage, random (probability) one. In each country, a number of sampling points were drawn with probability proportional to population size (for a total coverage of the country) and to population density.

In order to do so, the sampling points were drawn systematically from each of the "administrative regional units", after stratification by individual unit and type of area. They thus represent the whole territory of the countries surveyed according to the EUROSTAT NUTS II (or equivalent) and according to the distribution of the resident population of the respective nationalities in terms of metropolitan, urban and rural areas.

In each of the selected sampling points, a starting address was drawn, at random. Further addresses (every Nth address) were selected by standard "random route" procedures, from the initial address. In each household, the respondent was drawn, at random (following the "closest birthday rule"). If no one answered the interviewer in a household, or if the respondent selected was not available (not present or busy), the interviewer revisited the same household up to three additional times (four contact attempts in total). Interviewers never indicate that the survey is conducted on behalf of the European Commission beforehand; they may give this information once the survey is completed, upon request.

The recruitment phase was slightly different in the Netherlands. In this country, a sample of addresses within each areal sampling point (1km² grid) were selected from the address or population register. The selection of addresses was done in a random manner. Households were then contacted by telephone and recruited to take part in the survey.

Special Eurobarometer 514
Technical Specifications
March – April 2021

| | COUNTRIES | INSTITUTES | N° INTERVIEWS | FIELDWORK DATES | | POPULATION 15+ | PROPORTION EU27 |
|----|----------------|---|------------------|--------------------|------------|-------------------|--------------------|
| BE | Belgium | Kantar Belgium | 1.034 | 24/03/2021 | 10/04/2021 | 9.188.369 | 2,45% |
| BG | Bulgaria | Kantar TNS BBSS | 1.033 | 17/03/2021 | 11/04/2021 | 5.995.194 | 1,60% |
| CZ | Czechia | Kantar C Z | 1.044 | 24/03/2021 | 04/04/2021 | 8.956.740 | 2,39% |
| DK | Denmark | Kantar Gallup | 1.048 | 16/03/2021 | 12/04/2021 | 4.848.611 | 1,29% |
| DE | Germany | Kantar Deutschland | 1.505 | 16/03/2021 | 14/04/2021 | 71.728.398 | 19,10% |
| EE | Estonia | Kantar Emor | 1.019 | 16/03/2021 | 31/03/2021 | 1.073.224 | 0,29% |
| IE | Ireland | Kantar Belgium | 1.026 | 24/03/2021 | 06/04/2021 | 3.896.482 | 1,04% |
| EL | Greece | Kantar Greece | 1.012 | 22/03/2021 | 12/04/2021 | 9.187.524 | 2,45% |
| ES | Spain | TNS Investigación de Mercados y Opinión | 1.016 | 17/03/2021 | 11/04/2021 | 40.006.943 | 10,65% |
| FR | France | Kantar Public France | 1.018 | 16/03/2021 | 06/04/2021 | 52.732.499 | 14,04% |
| HR | Croatia | Hendal | 1.027 | 16/03/2021 | 11/04/2021 | 3.488.460 | 0,93% |
| IT | Italy | Kantar Italia | 1.032 | 16/03/2021 | 12/04/2021 | 52.397.331 | 13,95% |
| CY | Rep. Of Cyprus | CYMAR Market Research | 504 | 16/03/2021 | 04/04/2021 | 734.695 | 0,20% |
| LV | Latvia | Kantar TNS Latvia | 1.009 | 16/03/2021 | 12/04/2021 | 1.568.124 | 0,42% |
| LT | Lithuania | TNS LT | 1.024 | 16/03/2021 | 03/04/2021 | 2.300.257 | 0,61% |
| LU | Luxembourg | Kantar Belgium | 513 | 22/03/2021 | 11/04/2021 | 503.275 | 0,13% |
| HU | Hungary | Kantar Hoffmann | 1.046 | 17/03/2021 | 01/04/2021 | 8.351.017 | 2,22% |
| MT | Malta | MISCO International | 520 | 16/03/2021 | 03/04/2021 | 426.055 | 0,11% |
| NL | Netherlands | Kantar Netherlands | 1.004 | 15/03/2021 | 10/04/2021 | 14.165.638 | 3,77% |
| AT | Austria | Das Österreichische Gallup Institut | 1.025 | 16/03/2021 | 05/04/2021 | 7.580.083 | 2,02% |
| PL | Poland | Kantar Polska | 1.039 | 16/03/2021 | 08/04/2021 | 32.139.021 | 8,56% |
| PT | Portugal | Marktest – Marketing, Organização e Formação | 1.035 | 19/03/2021 | 05/04/2021 | 8.869.051 | 2,36% |
| RO | Romania | Centrul Pentru Studiarea Opiniei si Pietei (CSOP) | 1.045 | 17/03/2021 | 05/04/2021 | 16.372.216 | 4,36% |
| SI | Slovenia | Mediana DOO | 1.026 | 19/03/2021 | 12/04/2021 | 1.767.202 | 0,47% |
| SK | Slovakia | Kantar Czechia | 1.003 | 16/03/2021 | 12/04/2021 | 4.592.379 | 1,22% |
| FI | Finland | Kantar TNS Oy | 1.017 | 19/03/2021 | 06/04/2021 | 4.488.064 | 1,20% |
| SE | Sweden | Kantar Sifo | 1.045 | 18/03/2021 | 04/04/2021 | 8.149.850 | 2,17% |
| | | TOTAL EU27 | 26.669 | 15/03/2021 | 14/04/2021 | 375.506.702 | 100%* |

* It should be noted that the total percentage shown in this table may exceed 100% due to rounding

** Recruitments in Belgium, Czechia, Greece, Ireland, Luxembourg, Portugal and Slovakia are carried out by Kantar Belgium, Kantar Czechia, Kantar Greece, Ronin International, Kantar Portugal and Kantar Slovakia. Non-probabilistic sample in Greece was randomly drawn from Kantar's LifePoints panel

Special Eurobarometer 514 Technical Specifications March – April 2021

| COUNTRIES | N° OF CAPI INTERVIEWS | N° OF CAWI INTERVIEWS | TOTAL N° INTERVIEWS |
|------------|-----------------------|-----------------------|---------------------|
| BE | Belgium | | 1.034 |
| BG | Bulgaria | 1.033 | 1.033 |
| CZ | Czechia | | 1.044 |
| DK | Denmark | | 1.048 |
| DE | Germany | 1.505 | 1.505 |
| EE | Estonia | | 1.019 |
| IE | Ireland | | 1.026 |
| EL | Greece | 532 | 480 |
| ES | Spain | 1.016 | 1.016 |
| FR | France | 1.018 | 1.018 |
| HR | Croatia | 1.027 | 1.027 |
| IT | Italy | 1.032 | 1.032 |
| CY | Rep. Of Cyprus | 504 | 504 |
| LV | Latvia | | 1.009 |
| LT | Lithuania | | 1.024 |
| LU | Luxembourg | | 513 |
| HU | Hungary | 1.046 | 1.046 |
| MT | Malta | 329 | 191 |
| NL | Netherlands | 725 | 279 |
| AT | Austria | 1.025 | 1.025 |
| PL | Poland | 1.039 | 1.039 |
| PT | Portugal | | 1.035 |
| RO | Romania | 1.045 | 1.045 |
| SI | Slovenia | 508 | 518 |
| SK | Slovakia | 710 | 293 |
| FI | Finland | | 1.017 |
| SE | Sweden | | 1045 |
| TOTAL EU27 | | | 26.669 |

CAPI: Computer-Assisted Personal interviewing

CAWI: Computer-Assisted Web interviewing

Consequences of the coronavirus pandemic on fieldwork

Face-to-face interviewing

Where feasible, interviews were conducted face to face in people's homes or on their doorstep and in the appropriate national language. In all countries and territories where face-to-face interviewing was not feasible CAPI (Computer Assisted Personal Interviewing) was used.

For face-to-face all interviews conducted, hygiene and physical distancing measures were respected at all times in line with government regulations, and whenever possible, interviews were conducted outside homes, on doorsteps, in order to stay outside and maintain social distance.

Face-to-face and online interviewing

In Greece, Malta, the Netherlands, Slovenia and Slovakia, face-to-face interviewing was feasible but it was not possible to reach the target number of face-to-face interviews within the fieldwork period due to the impact of COVID-19 restrictions: many potential respondents are reluctant to open their homes to interviewers, even if they respect hygiene rules and physical distancing, such as wearing masks and using hydroalcoholic gel. Therefore, to hit the target number of interviews within the fieldwork period, additional interviews were conducted online with Computer-Assisted Web Interviewing (CAWI) technique.

Online interviewing

In Belgium, Czechia, Denmark, Estonia, Ireland, Latvia, Lithuania, Luxembourg, Portugal, Finland and Sweden face-to-face

interviews were not feasible at all. Therefore, all interviews were conducted online with CAWI technique.

Recruitment for online interviews

The online design in each country differed based on what was feasible within the fieldwork period. Where feasible, the online sample was based on a probabilistic sample design. Those recruited to the online survey were recruited through a single mobile frame or dual frame Random Digit Dialling (RDD) design. In this way the entire phone owning population in each country had a non-zero chance of being sampled. The choice of whether to use a single mobile frame or dual frame (mobile and landline) was dependent on the countries' landline infrastructure. Where the landline infrastructure is suitably advanced to support a significant minority of residential households with landline phones a dual frame design is employed. The mix of mobile and landline sample is designed to maximise the representation of the responding sample. The RDD sample for both the mobile and landline sample is drawn from the country's telephone numbering plan. The landline sample frame is stratified by NUTS3 regions based on their prefix and the mobile by operator before a systematic random sample of numbers is generated proportional in size to the total generatable numbers in each stratum. Respondents were recruited using this sample design in Belgium, Czechia, Estonia, Greece, Ireland, Latvia, Lithuania, Luxembourg, Malta, Portugal, Slovenia and Slovakia.

In Finland, Denmark, and Sweden, RDD samples were not used, instead the telephone sample was drawn from the country telephone directory. In these three countries the telephone directories offer comprehensive coverage of the phone owning population, storing both landline and mobile phone numbers for each individual.

In the Netherlands, a proprietary panel called "Nipobase" was used, drawing a random sample from their panel. This panel uses a mix of probability-based sampling to recruit panellists and non-probabilistic approaches to maximise representation where the probability-based approach under-represents, such as in the younger age groups. Nipobase uses a mix of offline and online modes. Offline modes are typically RDD samples and online modes are typically recruitment via targeted websites and social media platforms.

Please note that for some countries where the response rates were not sufficiently large to achieve the target sample size in the fieldwork period, we had to further supplement the samples drawn probabilistically (either face-to-face or phone-to-web) with non-probabilistic panels. This was effectively a 'last resort' option when no other probabilistic design was feasible.

In Greece, the sample was supplemented with a randomly drawn sample (57 interviews) from Kantar's LifePoints non-probabilistic sample panel; in Lithuania (127 interviews), from Norstat's panel. The LifePoints panel is Kantar's proprietary panel, used exclusively for Kantar clients and the lead source for Kantar's online work, generating close to 30 million completes per year. Members are recruited via online advertising across a wide range of web and

Special Eurobarometer 514
Technical Specifications
March – April 2021

social media sites. Adverts are placed with websites with very high footfalls to ensure maximised reach.

Response rates

For each country a comparison between the responding sample and the universe (i.e. the overall population in the country) is carried out. Weights are used to match the responding sample to the universe on gender by age, region and degree of urbanisation. For European estimates (i.e. EU average), an adjustment is made to the individual country weights, weighting them up or down to reflect their 15+ population as a proportion of the EU 15+ population.

The response rates are calculated by dividing the total number of complete interviews with the number of all the addresses visited, apart from ones that are not eligible but including those where eligibility is unknown. For wave 95.1 of the EUROBAROMETER survey, the response rates for the EU27 countries, calculated by Kantar, are:

| | | | | | | | |
|------|-------|------|-------|------|-------|------|-------|
| BE** | 20,8% | EL** | 22,4% | LU** | 24,4% | PT** | 38,3% |
| BG* | 45,7% | ES* | 30,9% | HU* | 60,2% | RO* | 52,7% |
| CZ** | 37,3% | FR* | 29,4% | MT* | 84,4% | SI* | 52,0% |
| DK** | 16,3% | HR* | 48,3% | MT** | 43,9% | SI** | 47,7% |
| DE* | 20,5% | IT* | 21,8% | NL* | 60,9% | SK* | 59,8% |
| EE** | 28,2% | CY* | 41,8% | NL** | 47,9% | SK** | 26,5% |
| IE** | 21,6% | LV** | 24,7% | AT* | 43,3% | FI** | 32,5% |
| EL* | 29,5% | LT** | 37,7% | PL* | 45,8% | SE** | 41,1% |

* C API ** CAWI without taking into account recruitment phase (for EL and LT, only probabilistic sample)

Special Eurobarometer 514
Technical Specifications
March – April 2021

Margins of error

Readers are reminded that survey results are estimations, the accuracy of which, everything being equal, rests upon the sample size and upon the observed percentage. With samples of about 1,000 interviews, the real percentages vary within the following confidence limits:

Statistical Margins due to the sampling process

(at the 95% level of confidence)

various sample sizes are in rows

various observed results are in columns

| | 5% | 10% | 15% | 20% | 25% | 30% | 35% | 40% | 45% | 50% | |
|---------------|------------|------------|------------|------------|------------|------------|------------|------------|------------|------------|---------------|
| | 95% | 90% | 85% | 80% | 75% | 70% | 65% | 60% | 55% | 50% | |
| N=50 | 6,0 | 8,3 | 9,9 | 11,1 | 12,0 | 12,7 | 13,2 | 13,6 | 13,8 | 13,9 | N=50 |
| N=500 | 1,9 | 2,6 | 3,1 | 3,5 | 3,8 | 4,0 | 4,2 | 4,3 | 4,4 | 4,4 | N=500 |
| N=1000 | 1,4 | 1,9 | 2,2 | 2,5 | 2,7 | 2,8 | 3,0 | 3,0 | 3,1 | 3,1 | N=1000 |
| N=1500 | 1,1 | 1,5 | 1,8 | 2,0 | 2,2 | 2,3 | 2,4 | 2,5 | 2,5 | 2,5 | N=1500 |
| N=2000 | 1,0 | 1,3 | 1,6 | 1,8 | 1,9 | 2,0 | 2,1 | 2,1 | 2,2 | 2,2 | N=2000 |
| N=3000 | 0,8 | 1,1 | 1,3 | 1,4 | 1,5 | 1,6 | 1,7 | 1,8 | 1,8 | 1,8 | N=3000 |
| N=4000 | 0,7 | 0,9 | 1,1 | 1,2 | 1,3 | 1,4 | 1,5 | 1,5 | 1,5 | 1,5 | N=4000 |
| N=5000 | 0,6 | 0,8 | 1,0 | 1,1 | 1,2 | 1,3 | 1,3 | 1,4 | 1,4 | 1,4 | N=5000 |
| N=6000 | 0,6 | 0,8 | 0,9 | 1,0 | 1,1 | 1,2 | 1,2 | 1,2 | 1,3 | 1,3 | N=6000 |
| N=7000 | 0,5 | 0,7 | 0,8 | 0,9 | 1,0 | 1,1 | 1,1 | 1,1 | 1,2 | 1,2 | N=7000 |
| N=7500 | 0,5 | 0,7 | 0,8 | 0,9 | 1,0 | 1,0 | 1,1 | 1,1 | 1,1 | 1,1 | N=7500 |
| N=8000 | 0,5 | 0,7 | 0,8 | 0,9 | 0,9 | 1,0 | 1,0 | 1,1 | 1,1 | 1,1 | N=8000 |
| N=9000 | 0,5 | 0,6 | 0,7 | 0,8 | 0,9 | 0,9 | 1,0 | 1,0 | 1,0 | 1,0 | N=9000 |
| N=10000 | 0,4 | 0,6 | 0,7 | 0,8 | 0,8 | 0,9 | 0,9 | 1,0 | 1,0 | 1,0 | N=10000 |
| N=11000 | 0,4 | 0,6 | 0,7 | 0,7 | 0,8 | 0,9 | 0,9 | 0,9 | 0,9 | 0,9 | N=11000 |
| N=12000 | 0,4 | 0,5 | 0,6 | 0,7 | 0,8 | 0,8 | 0,9 | 0,9 | 0,9 | 0,9 | N=12000 |
| N=13000 | 0,4 | 0,5 | 0,6 | 0,7 | 0,7 | 0,8 | 0,8 | 0,8 | 0,9 | 0,9 | N=13000 |
| N=14000 | 0,4 | 0,5 | 0,6 | 0,7 | 0,7 | 0,8 | 0,8 | 0,8 | 0,8 | 0,8 | N=14000 |
| N=15000 | 0,3 | 0,5 | 0,6 | 0,6 | 0,7 | 0,7 | 0,8 | 0,8 | 0,8 | 0,8 | N=15000 |
| | 5% | 10% | 15% | 20% | 25% | 30% | 35% | 40% | 45% | 50% | |
| | 95% | 90% | 85% | 80% | 75% | 70% | 65% | 60% | 55% | 50% | |